



MSB

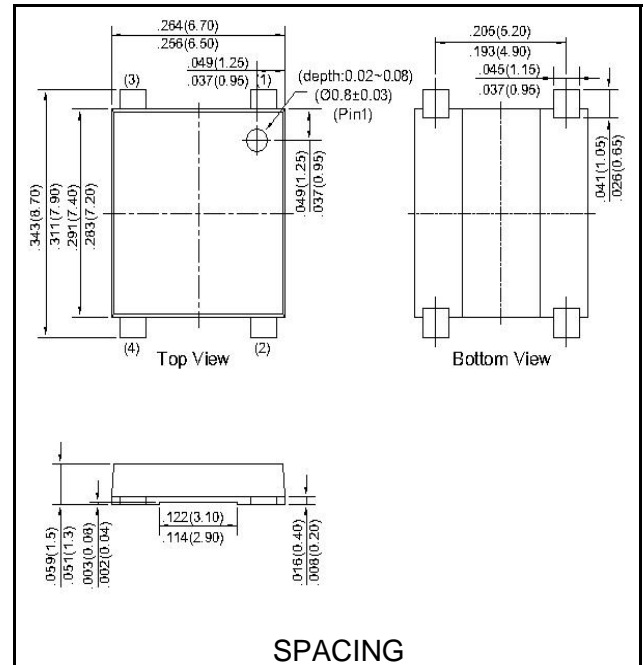
4.0A Single-Phase GLass Passivated Bridge Rectifiers

Features

- Glass passivated junction
- The plastic material used carries Underwriters Laboratory flammability recognition 94V-0
- Suge overload ratings to 50 amperes peak
- Ideal for printed circuit board application
- High temperature soldering guaranteed 265°C/10 seconds at 5 lbs(2.3kg)tension

Mechanical Data

Case:Molded plastic
 Terminals:Platde leads solderable per MIL-STD-750, Method 2026
 Polarity:Polarity symbols molded or Marked on body
 Mounting Position:Any
 Weight:0.007ounce,0.2 grams(approx)



Maximum Ratings & Thermal Characteristics

Rating at 25°C ambient temperature unless otherwise specified, Resistive or inductive load, 60HZ.
 For Capacitive load derate current by 20%

Parameter	Symbol	MSB401	MSB402	MSB403	MSB404	MSB405	MSB406	MSB407	unit
Maximum repetitive peak reverse voltage	VRRM	50	100	200	400	600	800	1000	V
Maximum RMS bridge input voltage	VRMS	35	70	140	280	420	560	700	V
Maximum DC blocking voltage	VDC	50	100	200	400	600	800	1000	V
Maximum average forward rectified output current at TA=40°C	IF(AV)	4.0							A
Peak forward surge current single sine-wave superimposed on rated load (JEDEC Method)	IFSM	90							A
Rating for fusing(t<8.3ms)	I ² t	10							A ² sec
Typical thermal resistance per element(1)	ReJA	110							°C/w
Typical thermal resistance per element(2)	Cj	25.0							PF
Operating junction and stroage temperature range	TJ, TSTG	-55to+150							°C

Electrical Characteristics

Rating at 25°C ambient temperature unless otherwise specified, Resistive or inductive load, 60HZ.
 For Capacitive load derate current by 20%

Parameter	Symbol	MSB401	MSB402	MSB403	MSB404	MSB405	MSB406	MSB407	unit
Maximum instantaneous forward voltage drop per leg at 2.0A	VF	1.1							V
Maximum DC reverse current at ratde TA=25°C	IR	10							UA
DC blocking voltage per element TA=125°C		500							

Notes:(1)Thermal resistance from Junction to Ambient on P.C.board mounting.
 (2)Measured at 1.0MHz and applied reverse voltage of 4.0 volts.

Rating and Characteristic Curves (TA=25°C Unless otherwise noted)

FIG.1-FORWARD DERATING CURRENT

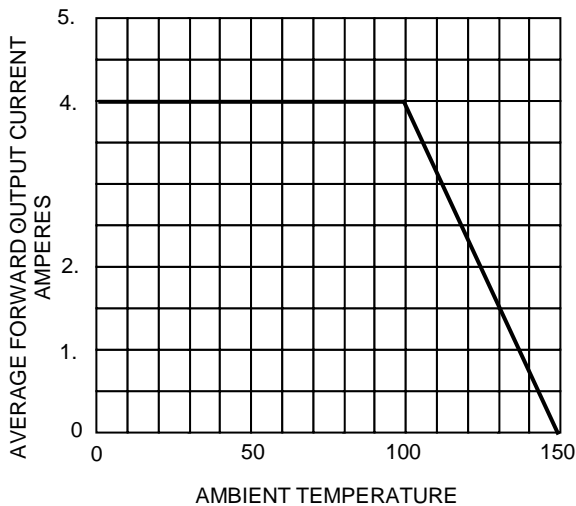


FIG.2-MAXIMUM NON-REPETITIVE SURGE

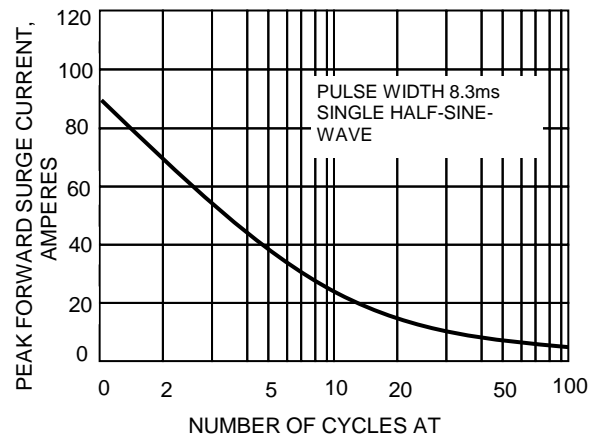


FIG.3-TYPICAL FORWARD

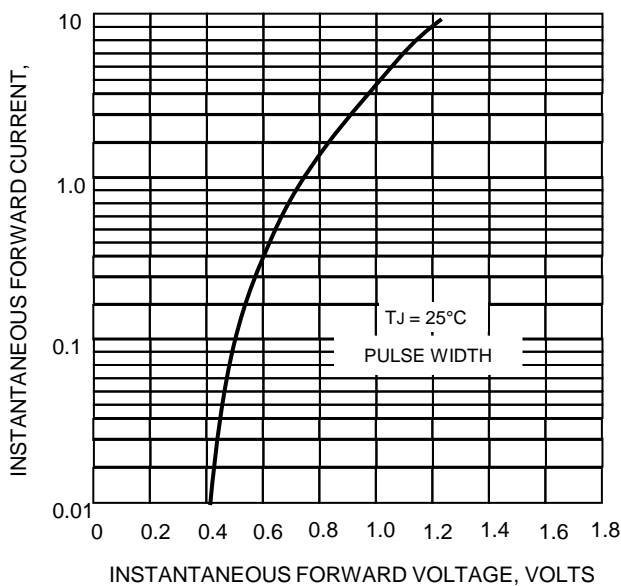
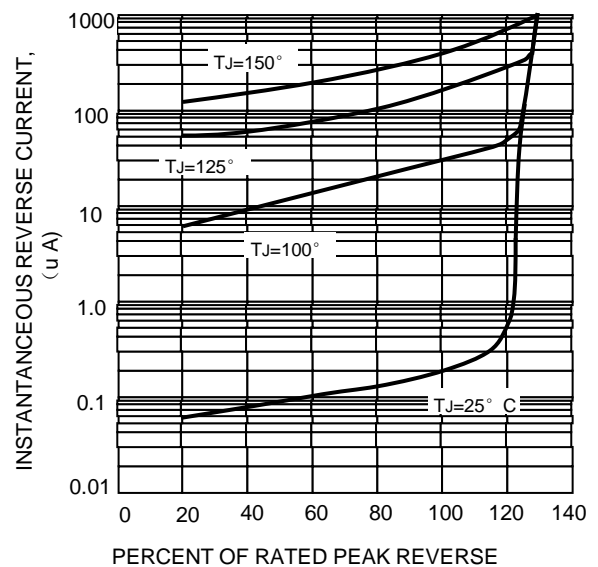


FIG.4-TYPICAL REVERSE



X-ON Electronics

Largest Supplier of Electrical and Electronic Components

Click to view similar products for [Bridge Rectifiers](#) category:

Click to view products by [LGE](#) manufacturer:

Other Similar products are found below :

[G3SBA60-E351](#) [GBJ1504-BP](#) [GBU10B-BP](#) [GBU15J-BP](#) [GBU15K-BP](#) [GBU4A-BP](#) [GBU4D-BP](#) [GBU6B-E3/45](#) [GSIB680-E3/45](#) [DB101-BP](#) [DF10SA-E345](#) [RMB2S](#) [RCG](#) [APT30DF100HJ](#) [APT60DF20HJ](#) [B2S-E3/80](#) [BU1506-E351](#) [BU15085S-E345](#) [BU1508-E3/45](#) [BU1510-E3/45](#) [RS404GL-BP](#) [RS405GL-BP](#) [G3SBA20-E3/51](#) [G5SBA20-E3/51](#) [G5SBA60-E3/51](#) [GBJ1502-BP](#) [GBL02-E351](#) [GBL10-E3/45](#) [GBU10J-BP](#) [GBU4J-BP](#) [GBU4K-BP](#) [GBU8B-E3/45](#) [GBU8D-BP](#) [GBU8J-BP](#) [GSIB1520-E3/45](#) [MB1510](#) [MB352W](#) [MB6M-G](#) [B2M-E345](#) [B40C7000A](#) [B500C7000A](#) [MP5010W-BP](#) [MP501W-BP](#) [MP502-BP](#) [BR1005-BP](#) [BR101-BP](#) [BU1006-E345](#) [BU1010A-E3/51](#) [BU12065S-E3/45](#) [BU1508-E3/51](#) [BU2006-E3/45](#)