

MUR805-MUR860

Ultra Fast Rectifiers



VOLTAGE RANGE: 50 --- 600V

CURRENT: 8.0A

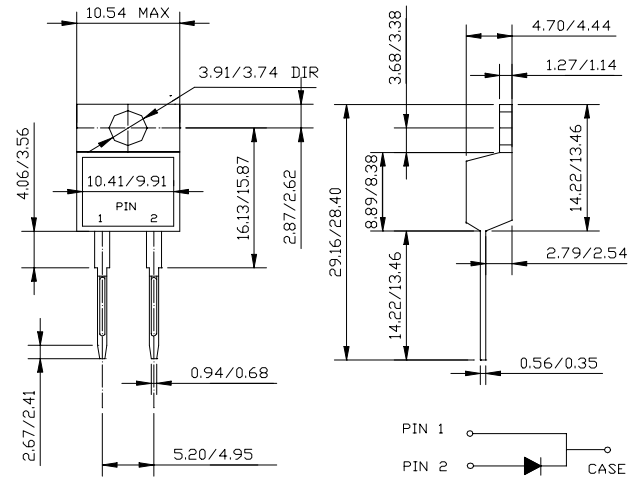
Features

- Low cost
- Diffused junction
- Glass passivated junction
- Low forward voltage drop
- High current capability
- Easily cleaned with Alcohol, Isopropanol and similar solvents
- The plastic material carries U/L recognition 94V-0

TO - 220AC

Mechanical Data

- Case: JEDEC TO-220AC
- Terminals: solderable per MIL-STD-202, Method 208
- Polarity: Color band denotes cathode
- Weight: 0.064 ounces, 1.81 gram
- Mounting position: Any



MAXIMUM RATINGS AND ELECTRICAL CHARACTERISTICS

Ratings at 25 °C ambient temperature unless otherwise specified.

Single phase, half wave, 60 Hz, resistive or inductive load. For capacitive load, derate by 20%.

		MUR 805	MUR 810	MUR 815	MUR 820	MUR 830	MUR 840	MUR 860	UNITS
Device marking code		U805	U810	U815	U820	U830	U840	U860	
Maximum recurrent peak reverse voltage	V_{RRM}	50	100	150	200	300	400	600	V
Maximum RMS voltage	V_{RMS}	35	70	105	140	210	280	420	V
Maximum DC blocking voltage	V_{DC}	50	100	150	200	300	400	600	V
Maximum average forward rectified current total device (rated V_R), $T_C=150$	$I_{(AV)}$	8.0							A
Peak forward surge current 8.3ms single half-sine-wave superimposed on rated load	I_{FSM}	100							A
Maximum instantaneous forward voltage (Note1) @ $I_F=8.0A, T_C=25$ $I_F=8.0A, T_C=150$	V_F		0.975 0.895			1.30 1.00	1.50 1.20		V
Maximum reverse current at rated DC blocking voltage @ $T_j=25$ $T_j=150$	I_R		5.0 250			10 500			μA
Maximum reverse recovery time (Note2) (Note3)	t_{rr}		25 35			50 60			ns
Typical thermal resistance junction to case	$R_{\theta jC}$		3.0			2.0			/W
Operating junction temperature range	T_j	- 65 ---- + 175							
Storage temperature range	T_{STG}	- 65 ---- + 175							

NOTE: 1. Pulse test: pulse width=300 μs , duty cycle 2.0%

2. Measured with $I_F=0.5A, I_R=1A, t_{rr}=0.25 A$.

3. Measured with $I_F=1.0A, di/dt=50A/\mu s$.

MUR805-MUR860

Ultra Fast Rectifiers



Ratings AND Characteristic Curves

FIG.1 –TYPICAL FORWARD CHARACTERISTIC

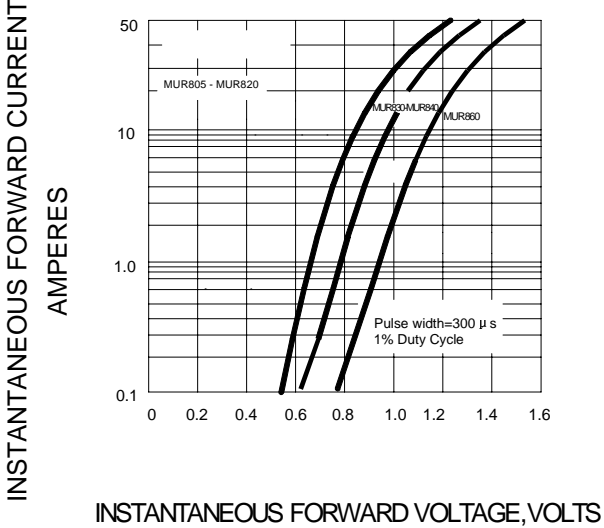


FIG.2 –TYPICAL REVERSE CHARACTERISTICS

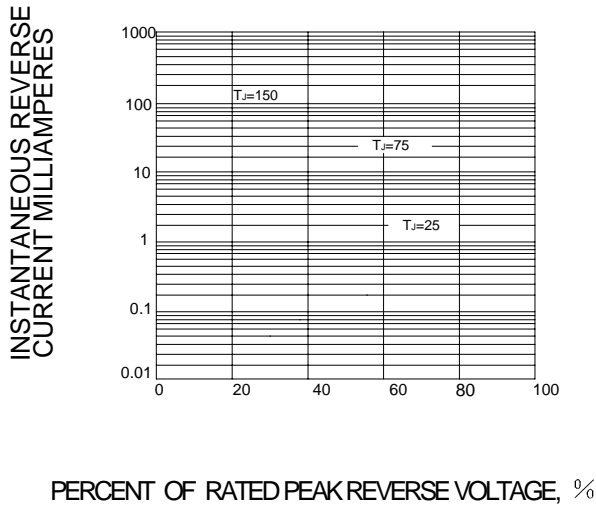


FIG.3 – PEAK FORWARD SURGE CURRENT

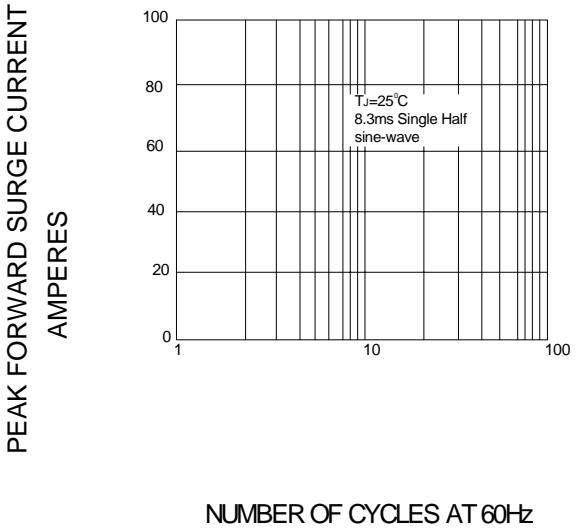
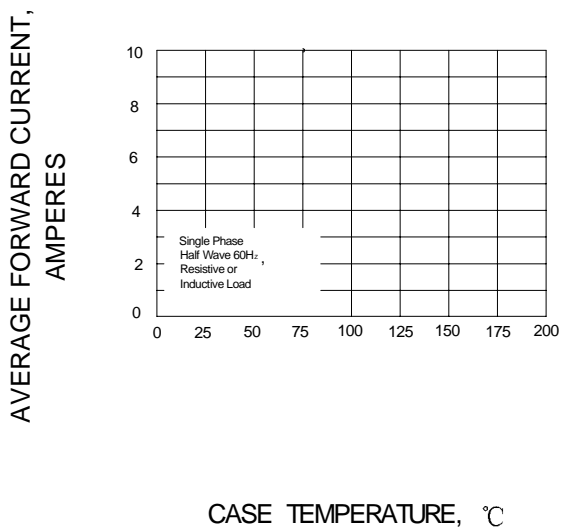


FIG.4 – FORWARD DERATING CURVE



X-ON Electronics

Largest Supplier of Electrical and Electronic Components

Click to view similar products for [Rectifiers](#) category:

Click to view products by [LGE](#) manufacturer:

Other Similar products are found below :

[70HFR40](#) [FR105 R0](#) [RL252-TP](#) [1N5397](#) [JANTX1N5634A](#) [1N4005-TR](#) [1N4007-BP](#) [UFS120Je3/TR13](#) [20ETS12S](#) [RRE02VS6SGTR](#)
[MS306](#) [A1N5404G-G](#) [CRF02\(T5L,TEMQ\)](#) [ACGRB207-HF](#) [CLH07\(TE16L,Q\)](#) [CLH03\(TE16L,Q\)](#) [1N5395-TP](#) [UES1302](#) [ACGRC307-HF](#)
[ACEFC304-HF](#) [DZ-1380](#) [85HFR60](#) [40HFR60](#) [70HF120](#) [85HFR80](#) [SCF7500](#) [SM100](#) [ACGRA4001-HF](#) [SKN70/08](#) [SKR70/08](#) [NTE5819](#)
[NTE5827](#) [NTE5828](#) [NTE5911](#) [NTE5915](#) [NTE6104](#) [NTE6163](#) [NTE6164](#) [NTE6165](#) [NTE6364](#) [TSD3G](#) [SET130312](#) [NRVUS110VT3G](#)
[UES1106](#) [UES1306](#) [NRVUS240VT3G](#) [D5FE60-5063](#) [R4000GPS-TP](#) [D4015L56TP](#) [UES1306HR2](#)