



VOLTAGE RANGE: 50 --- 600V

CURRENT: 8.0A

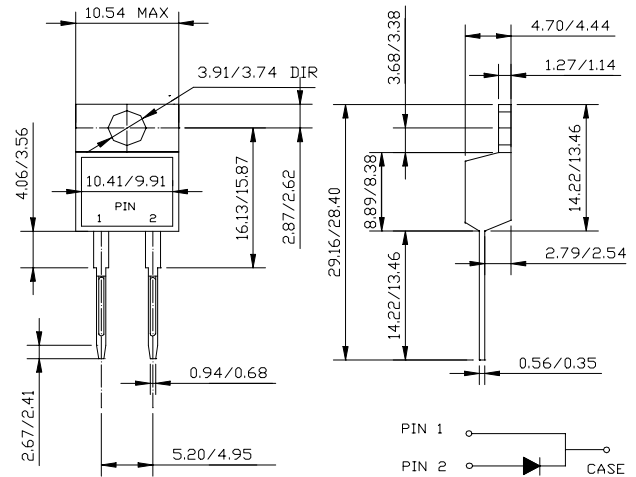
Features

- Low cost
- Diffused junction
- Glass passivated junction
- Low forward voltage drop
- High current capability
- Easily cleaned with Alcohol, Isopropanol and similar solvents
- The plastic material carries U/L recognition 94V-0

TO - 220AC

Mechanical Data

- Case: JEDEC TO-220AC
- Terminals: solderable per MIL-STD-202, Method 208
- Polarity: Color band denotes cathode
- Weight: 0.064 ounces, 1.81 gram
- Mounting position: Any



MAXIMUM RATINGS AND ELECTRICAL CHARACTERISTICS

Ratings at 25 °C ambient temperature unless otherwise specified.

Single phase, half wave, 60 Hz, resistive or inductive load. For capacitive load, derate by 20%.

		MUR 805	MUR 810	MUR 815	MUR 820	MUR 830	MUR 840	MUR 860	UNITS
Device marking code		U805	U810	U815	U820	U830	U840	U860	
Maximum recurrent peak reverse voltage	V_{RRM}	50	100	150	200	300	400	600	V
Maximum RMS voltage	V_{RMS}	35	70	105	140	210	280	420	V
Maximum DC blocking voltage	V_{DC}	50	100	150	200	300	400	600	V
Maximum average forward rectified current total device (rated V_R), $T_C=150$	$I_{(AV)}$	8.0							A
Peak forward surge current 8.3ms single half-sine-wave superimposed on rated load	I_{FSM}	100							A
Maximum instantaneous forward voltage (Note1) @ $I_F=8.0A, T_C=25$ $I_F=8.0A, T_C=150$	V_F		0.975 0.895			1.30 1.00	1.50 1.20		V
Maximum reverse current at rated DC blocking voltage @ $T_j=25$ $T_j=150$	I_R		5.0 250			10 500			μA
Maximum reverse recovery time (Note2) (Note3)	t_{rr}		25 35			50 60			ns
Typical thermal resistance junction to case	$R_{\theta jC}$		3.0			2.0			/W
Operating junction temperature range	T_j	- 65 ---- + 175							
Storage temperature range	T_{STG}	- 65 ---- + 175							

NOTE: 1. Pulse test: pulse width=300 μs , duty cycle 2.0%

2. Measured with $I_F=0.5A, I_R=1A, I_{rr}=0.25 A$.

3. Measured with $I_F=1.0A, di/dt=50A/\mu s$.

Ratings AND Characteristic Curves

FIG.1 –TYPICAL FORWARD CHARACTERISTIC

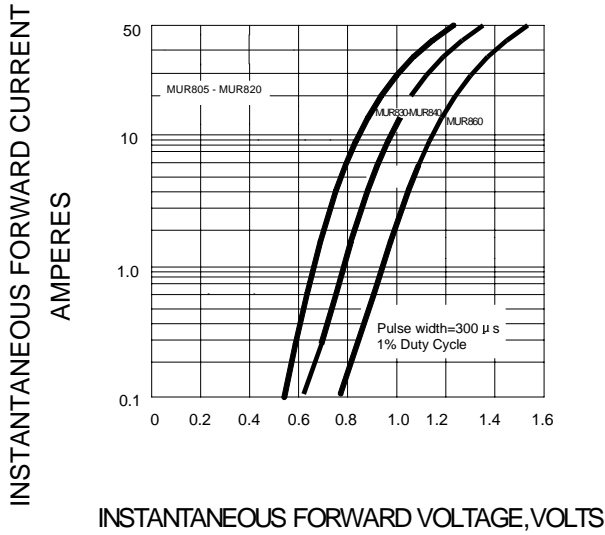


FIG.2 –TYPICAL REVERSE CHARACTERISTICS

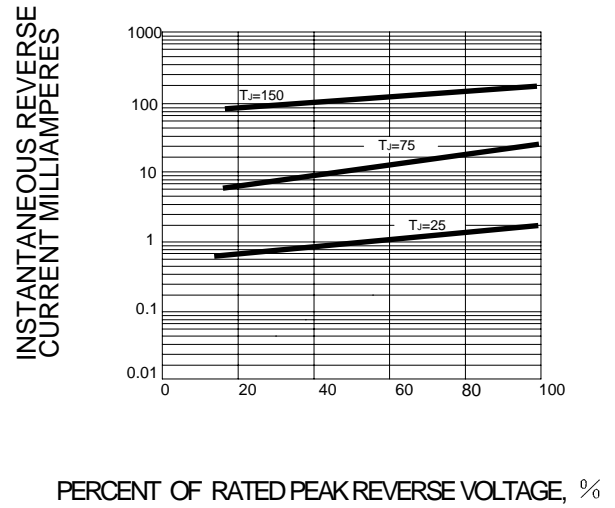


FIG.3 – PEAK FORWARD SURGE CURRENT

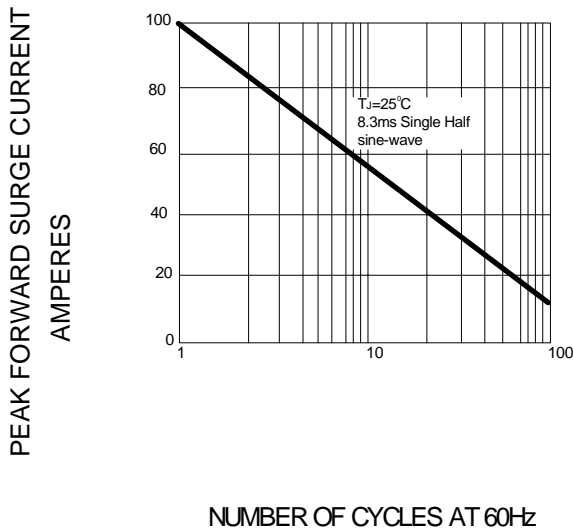
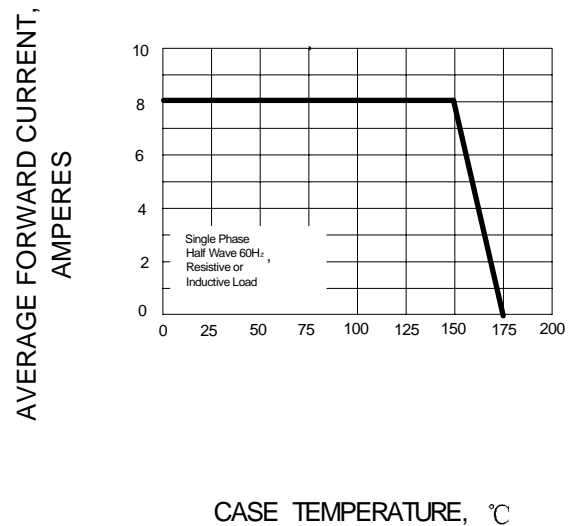


FIG.4 – FORWARD DERATING CURVE



X-ON Electronics

Largest Supplier of Electrical and Electronic Components

Click to view similar products for [Diodes - General Purpose, Power, Switching category](#):

Click to view products by [LGE manufacturer](#):

Other Similar products are found below :

[MMBD3004S-13-F](#) [RD0306T-H](#) [BAV17-TR](#) [BAV19-TR](#) [HSC285TRF-E](#) [1N3611](#) [NTE156A](#) [NTE574](#) [NTE6244](#) [1SS181-TP](#) [1SS193,LF](#)
[1SS400CST2RA](#) [SDAA13](#) [SHN2D02FUTW1T1G](#) [LS4151GS08](#) [1N4449](#) [1N456A](#) [1N4934-E3/73](#) [1N914B](#) [1N914BTR](#) [1SS226-TP](#)
[RFUH20TB3S](#) [D291S45T](#) [BAV300-TR](#) [BAW56DWQ-7-F](#) [BAW75-TAP](#) [MM230L-CAA](#) [IDW40E65D1](#) [JAN1N3600](#) [LL4151-GS18](#)
[053684A](#) [SMMSD4148T3G](#) [707803H](#) [NSVDAN222T1G](#) [CDSZC01100-HF](#) [LL4150-M-08](#) [1N4454-TR](#) [BAV199E6433HTMA1](#) [BAS28-7](#)
[BAW56HDW-13](#) [BAS28 TR](#) [VS-HFA04SD60STR-M3](#) [NSVM1MA152WKT1G](#) [RGP30D-E3/73](#) [BAV99TQ-13-F](#) [BAS21DWA-7](#)
[BAV99HDW-13](#) [NTE6250](#) [NTE582-4](#) [NTE582-6](#)