




Features

- Adopt FRD chip
- Low forward Voltage drop
- Fast reverse recovery time
- High frequency operation
- High purity, high temperature epoxy encapsulation for enhanced mechanical strength and moisture resistance
- Guard ring for enhanced ruggedness and long term reliability

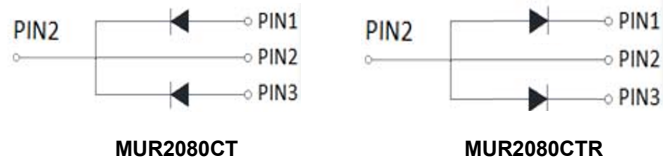


Typical Applications

Typical applications are in switching power supplies, converters, freewheeling diodes, and reverse battery protection.

Mechanical Data

- **Package:** ITO-220AB
Molding compound meets UL 94 V-0 flammability rating, RoHS-compliant
- **Terminals:** Tin plated leads, solderable per J-STD-002 and JESD22-B102
- **Polarity:** As marked



Maximum Ratings (T_a=25°C Unless otherwise specified)

TYPE	V _{RSM} V	V _{RRM} V
MURF2080CT	800	800
MURF2080CTR	800	800

Symbol	Characteristics	Maximum Ratings	Unit
I _(AV)	Maximum Average Forward Rectified Current @T _c =95°C	20	A
I _(FSM)	Peak Forward Surge Current 8.3ms Single Half-Sine-Wave Superimposed On Rated Load (JEDEC METHOD)	200	A
V _F	Maximum Forward Voltage At Pulse Width=300us 2% Duty Cycle I _F =10A @T _J =25°C I _F =10A @T _J =125°C	1.75 1.55	V
I _R	Maximum DC Reverse Current At Rated DC Blocking Voltage @T _J =25°C @T _J =100°C	3 100	uA
C _J	Typical Junction Capacitance Per Element (Note 1)	150	pF
T _{RR}	Maximum Reverse Recovery Time (Note 2)	50	ns
R _{θJC}	Typical Thermal Resistance (Note 3)	1.5	°C/W
T _J , T _{STG}	Operating And Storage Temperature Range	-55 to +175	°C

- NOTES: 1. Measured At 1.0MHz And Applied Reverse Voltage Of 4.0V DC.
2. Reverse Recovery Test Conditions: I_F=0.5A, I_R=1.0A, I_{RR}=0.25A.
3. Thermal Resistance Junction To Case.

■ Characteristics (Typical)

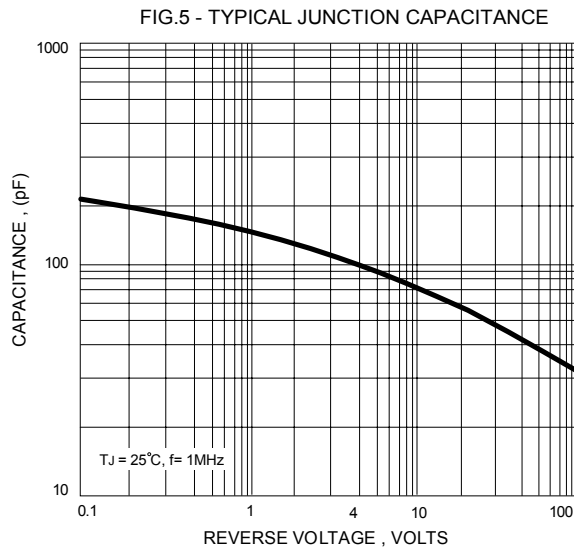
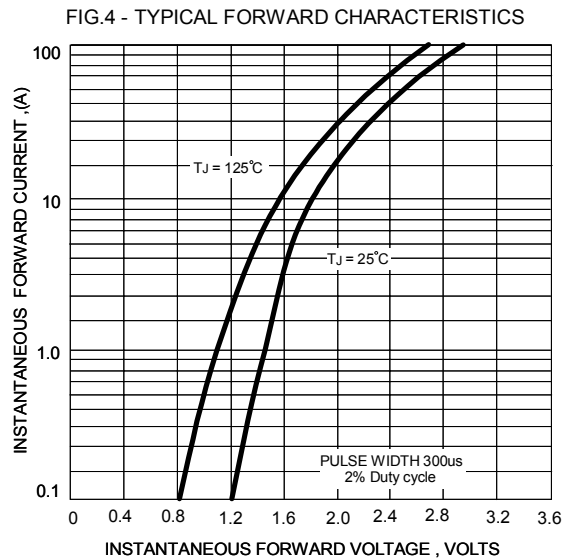
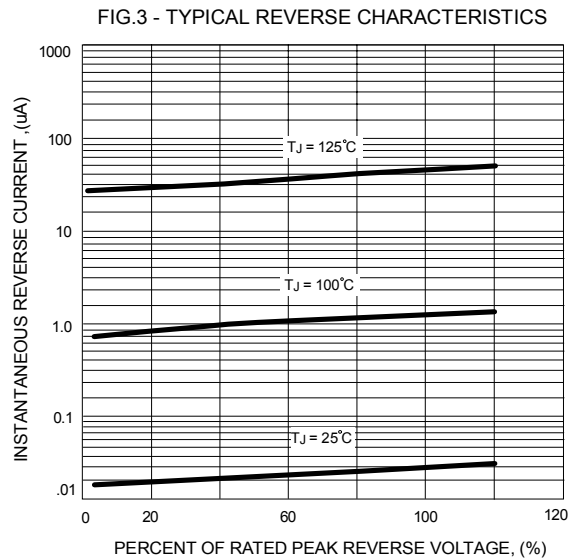
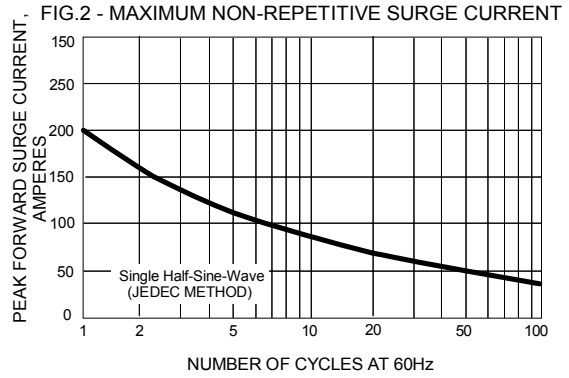
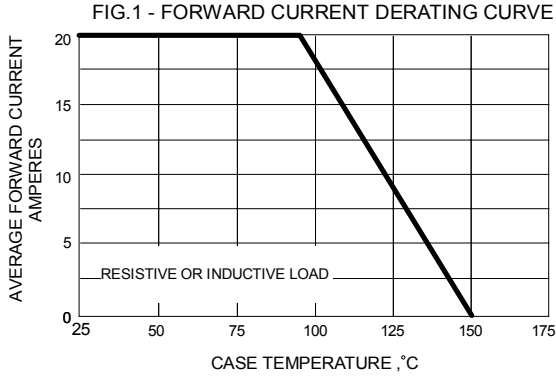
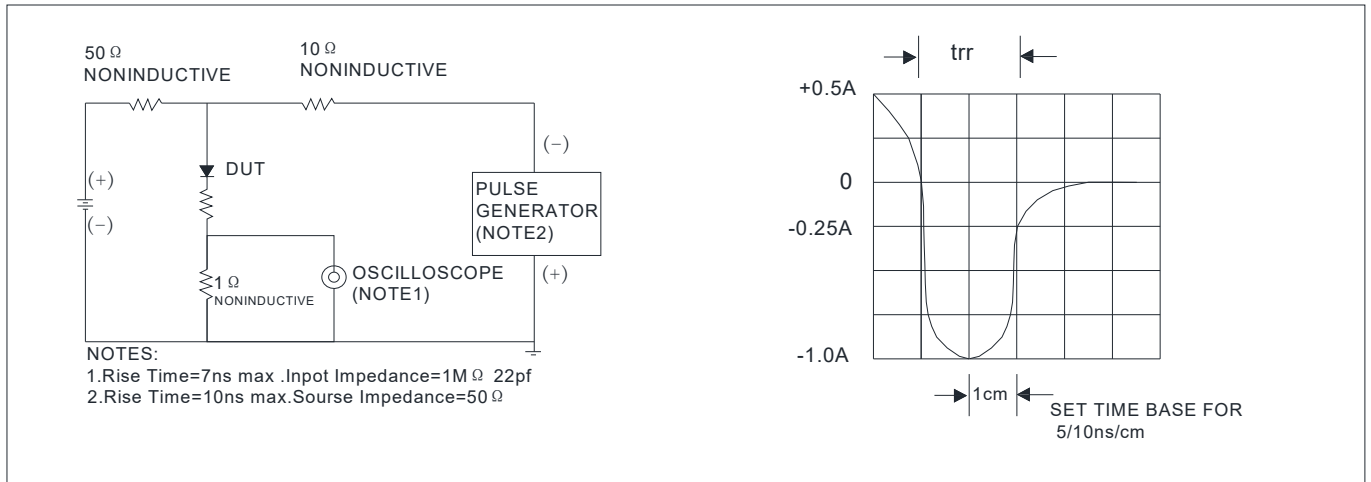


FIG.5: Diagram of circuit and Testing wave form of reverse recovery time



■ Thermal Characteristics (T_a=25°C Unless otherwise specified)

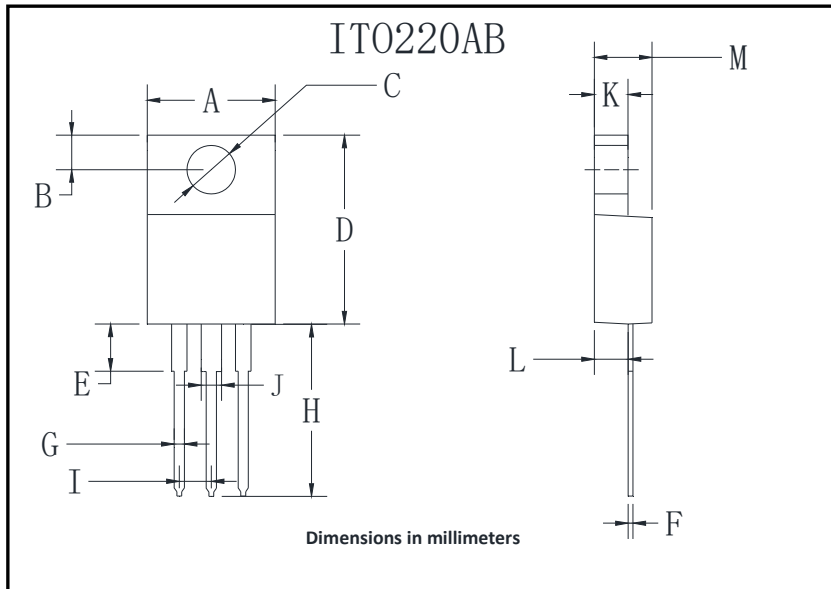
PARAMETER		SYMBOL	UNIT	MURF2080CT/MURF2080CTR
Thermal Resistance	Between junction and case	R _{θJ-C}	°C/W	4.0
	Between junction and Air	R _{θJ-A}	°C/W	50

■ Ordering Information (Example)

PREFERRED P/N	UNIT WEIGHT(g)	MINIMUM PACKAGE(pcs)	INNER BOX QUANTITY(pcs)	OUTER CARTON QUANTITY(pcs)	DELIVERY MODE
MURF2080CT/MURF2080CTR	Approximate 1.6	50	1000	5000	Tube



■ Outline Dimensions



ITO-220AB		
Dim	Min	Max
A	9.7	10.7
B	2.15	3.25
C	2.6	3.8
D	14.4	15.9
E	3.1	4.5
F	0.4	0.8
G	0.4	0.8
H	12.7	14.2
I	1.80	2.95
J	1.4	1.8
K	2.1	3.56
L	2.1	3.2
M	3.9	5.1

X-ON Electronics

Largest Supplier of Electrical and Electronic Components

Click to view similar products for [Rectifiers](#) category:

Click to view products by [LGE](#) manufacturer:

Other Similar products are found below :

[70HFR40](#) [FR105 R0](#) [RL252-TP](#) [1N5397](#) [1N4005-TR](#) [1N4007-BP](#) [UFS120Je3/TR13](#) [20ETS12S](#) [RRE02VS6SGTR](#) [MS306](#) [A1N5404G-G](#)
[CRF02\(T5L,TEMQ\)](#) [ACGRB207-HF](#) [CLH07\(TE16L,Q\)](#) [CLH03\(TE16L,Q\)](#) [1N5395-TP](#) [UES1302](#) [ACGRC307-HF](#) [ACEFC304-HF](#) [DZ-](#)
[1380](#) [85HFR60](#) [40HFR60](#) [70HF120](#) [85HFR80](#) [SCF7500](#) [SM100](#) [ACGRA4001-HF](#) [SKN70/08](#) [NTE5819](#) [NTE5827](#) [NTE5828](#) [NTE5911](#)
[NTE5915](#) [NTE6104](#) [NTE6163](#) [NTE6164](#) [NTE6165](#) [NTE6364](#) [TSD3G](#) [SET130312](#) [NRVUS110VT3G](#) [UES1106](#) [UES1306](#)
[NRVUS240VT3G](#) [D5FE60-5063](#) [R4000GPS-TP](#) [D4015L56TP](#) [UES1306HR2](#) [FX20K120](#) [D20XB60-7101](#)