



**VOLTAGE RANGE: 600 V**  
**CURRENT: 2.0 A**

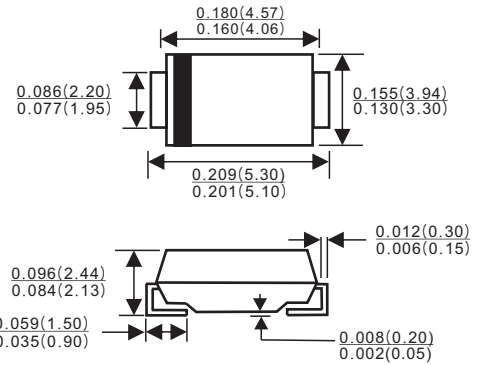
**SMB/DO-214AA**

## Features

- ✧ Low cost
- ✧ Low leakage
- ✧ Low forward voltage drop
- ✧ High current capability
- ✧ Easily cleaned with Alcohol, Isopropanol and similar solvents
- ✧ The plastic material carries U/L recognition 94V-0

## Mechanical Data

- ✧ Case: JEDEC DO-214AA, molded plastic
- ✧ Polarity: Color band denotes cathode
- ✧ Weight: 0.003 ounces, 0.093 grams
- ✧ Mounting position: Any



Dimensions in inches and (millimeters)

## MAXIMUM RATINGS AND ELECTRICAL CHARACTERISTICS

Ratings at 25°C ambient temperature unless otherwise specified.

Single phase, half wave, 60 Hz, resistive or inductive load. For capacitive load, derate by 20%.

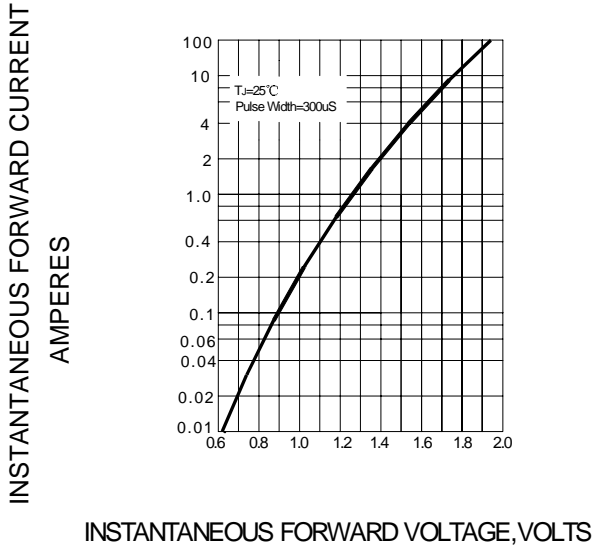
		MURS220	MURS240	MURS260	UNITS
Maximum recurrent peak reverse voltage	$V_{RRM}$	200	400	600	V
Maximum RMS voltage	$V_{RMS}$	200	400	600	V
DC blocking voltage	$V_R$	200	400	600	V
Average rectified forward current @ $T_L=125^\circ\text{C}$	$I_{F(AV)}$	2.0	2.0	2.0	A
Non-repetitive peak surge current (Surge applied at rated load conditions halfwave, single phase, 60Hz)	$I_{FSM}$	40	35	35	A
Maximum instantaneous forward voltage at 2.0 A (Note2) @ $T_J=25^\circ\text{C}$	$V_F$	0.95	1.4	1.3	V
Maximum reverse current @ $T_A=25^\circ\text{C}$ at rated DC blocking voltage @ $T_A=125^\circ\text{C}$	$I_R$	2.0	5.0 150	5.0	$\mu\text{A}$
Maximum reverse recovery time (Note1)	$t_{rr}$	25	50	50	ns
Thermal resistance, junction-to-lead	$R_{\theta JL}$		13.0		$^\circ\text{C}/\text{W}$
Operating junction temperature range	$T_J$		- 65 ---- + 175		$^\circ\text{C}$
Storage temperature range	$T_{STG}$		- 65 ---- + 175		$^\circ\text{C}$

NOTE: 1. Measured with  $I_F=0.5\text{A}$ ,  $I_R=1\text{A}$ ,  $I_{rr}=0.25\text{A}$ .

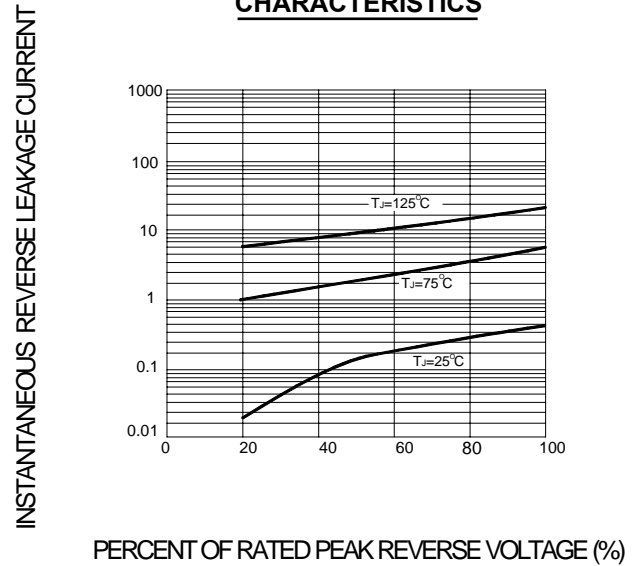
2. Pulse Test: Pulse Width = 300 $\mu\text{s}$ , Duty Cycle 2.0%

## Ratings AND Characteristic Curves

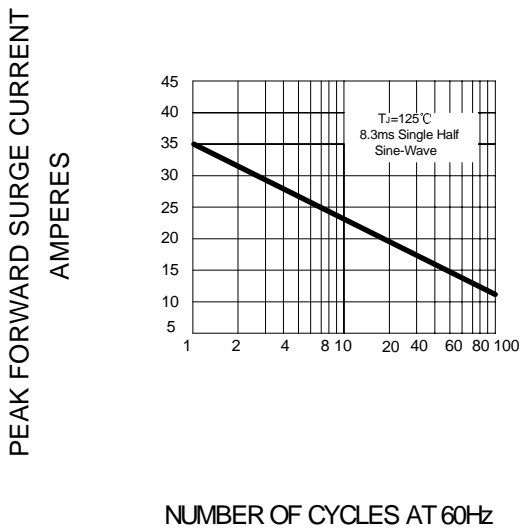
**FIG.1 – TYPICAL FORWARD CHARACTERISTIC**



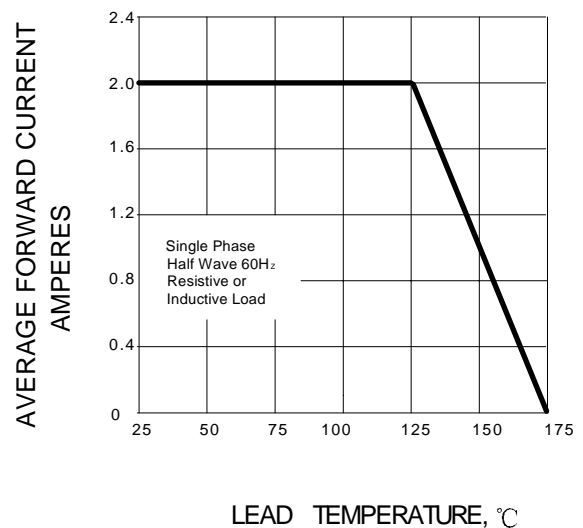
**FIG.2 -- TYPICAL REVERSE LEAKAGE CHARACTERISTICS**



**FIG.3 – PEAK FORWARD SURGE CURRENT**



**FIG.4 – FORWARD DERATING CURVE**



PACKAGE	SPQ/PCS	CARTON SPQ/PCS	CARTON SIZE/CM	CARTON GW/KG	CARTON NW/KG
SMB	3000/REEL	48000	36X35.8X36.5	12.00	11.00

## X-ON Electronics

Largest Supplier of Electrical and Electronic Components

*Click to view similar products for [Diodes - General Purpose, Power, Switching category](#):*

*Click to view products by [LGE manufacturer](#):*

Other Similar products are found below :

[MMBD3004S-13-F](#) [RD0306T-H](#) [BAV17-TR](#) [BAV19-TR](#) [1N3611](#) [NTE156A](#) [NTE574](#) [NTE6244](#) [1SS181-TP](#) [1SS193,LF](#) [1SS400CST2RA](#)  
[SDAA13](#) [SHN2D02FUTW1T1G](#) [LS4151GS08](#) [1N4449](#) [1N456A](#) [1N4934-E3/73](#) [1N914B](#) [1N914BTR](#) [1SS226-TP](#) [RFUH20TB3S](#)  
[D291S45T](#) [BAV300-TR](#) [BAW56DWQ-7-F](#) [BAW75-TAP](#) [MM230L-CAA](#) [IDW40E65D1](#) [JAN1N3600](#) [LL4151-GS18](#) [053684A](#)  
[SMMSD4148T3G](#) [707803H](#) [NSVDAN222T1G](#) [CDSZC01100-HF](#) [LL4150-M-08](#) [1N4454-TR](#) [BAV199E6433HTMA1](#) [BAS28-7](#)  
[BAW56HDW-13](#) [BAS28 TR](#) [VS-HFA04SD60STR-M3](#) [NSVM1MA152WKT1G](#) [RGP30D-E3/73](#) [BAV99TQ-13-F](#) [BAS21DWA-7](#)  
[BAV99HDW-13](#) [NTE6250](#) [NTE582-4](#) [NTE582-6](#) [MMDB30-E28X](#)