

4.0A Single-Phase Fast Recovery Bridge Rectifiers
 Rectifier Reverse Voltage 50V to 1000V

MSB
Features

- Glass passivated junction
- The plastic material used carries Underwriters Laboratory flammability recognition 94V-0
- Surge overload ratings to 50 amperes peak
- Ideal for printed circuit board application
- High temperature soldering guaranteed 265°C/10 seconds at 5 lbs(2.3kg)tension

Mechanical Data

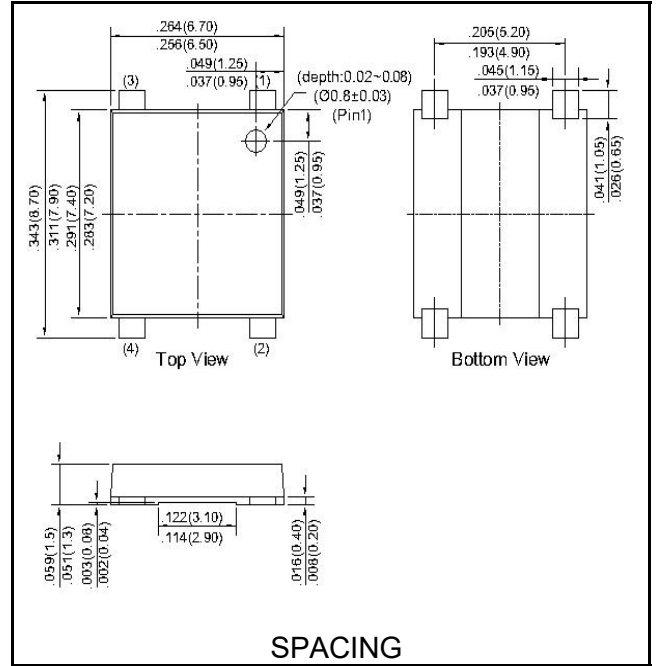
Case:Molded plastic

 Terminals:Platde leads solderable per MIL-STD-750,
 Method 2026

Polarity:Polarity symbols molded or Marked on body

Mounting Position:Any

Weight:0.007ounce,0.2 grams(approx)


Maximum Ratings & Thermal Characteristics

Rating at 25°C ambient temperature unless otherwise specified,Resistive or inductive load,60HZ.

For Capacitive load derate current by 20%

Parameter	Symbol	RMSB	RMSB	RMSB	RMSB	RMSB	RMSB	RMSB	unit
		401	402	403	404	405	406	407	
Maximum repetitive peak reverse voltage	VRRM	50	100	200	400	600	800	1000	V
Maximum RMS bridge input voltage	VRMS	35	70	140	280	420	560	700	V
Maximum DC blocking voltage	VDC	50	100	200	400	600	800	1000	V
Maximum average forward rectified output current at TA=40°C	IF(AV)	4.0							A
Maximum instantaneous forward voltage drop per leg at 2.0A	VF	0.95			1.25				V
Peak forward surge current single sine-wave superimposed on rated load (JEDEC Method)	IFSM	90							A
Maximum DC reverse current at ratde TA=25°C DC blocking voltage per element TA=125°C	IR	10 500							UA
Maximum reverse recovery time at	T _{rr}	150			250	500		nS	
Rating for fusing(t<8.3ms)	I ² t	60							A ² sec
Typical thermal resistance per element(1)	ReJA	110							°C/w
Typical thermal resistance per element(2)	Cj	25.0							PF
Operating junction and stroage temperature range	TJ, TSTG	-55to+150							°C

Notes:(1)Thermal resistance from Junction to Ambient on P.C.board mounting.

(2)Measured at 1.0MHz and applied reverse voltage of 4.0 volts.

Rating and Characteristic Curves (TA=25°C Unless otherwise noted)

FIG.1-FORWARD DERATING CURRENT

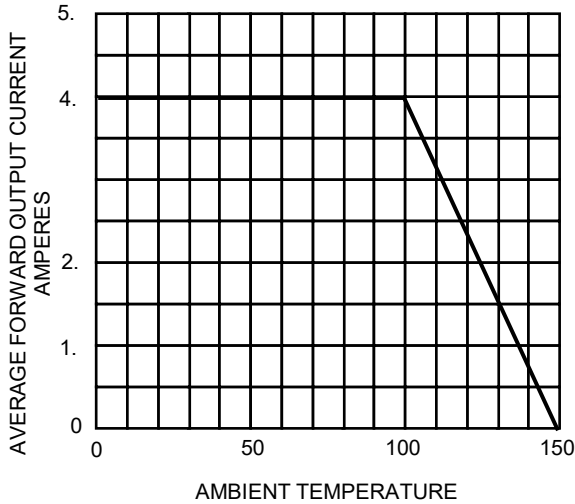


FIG.2-MAXIMUM NON-REPETITIVE SURGE CURRENT

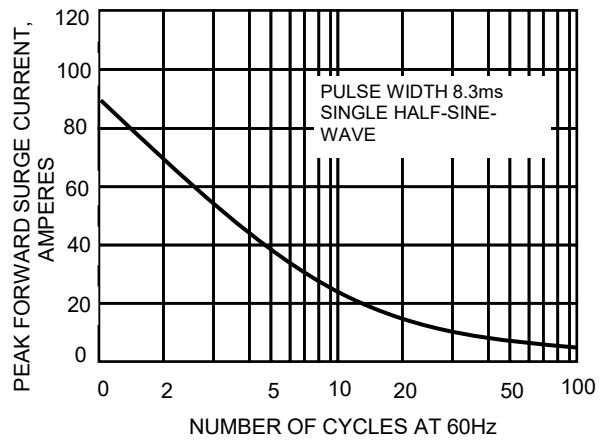


FIG.3-TYPICAL FORWARD

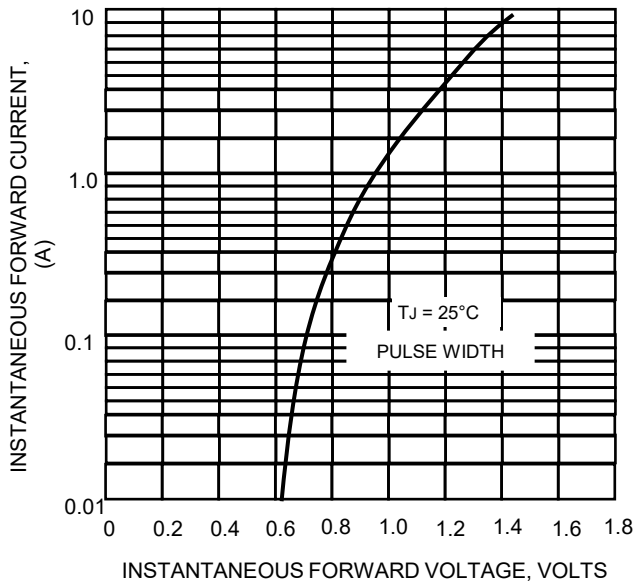
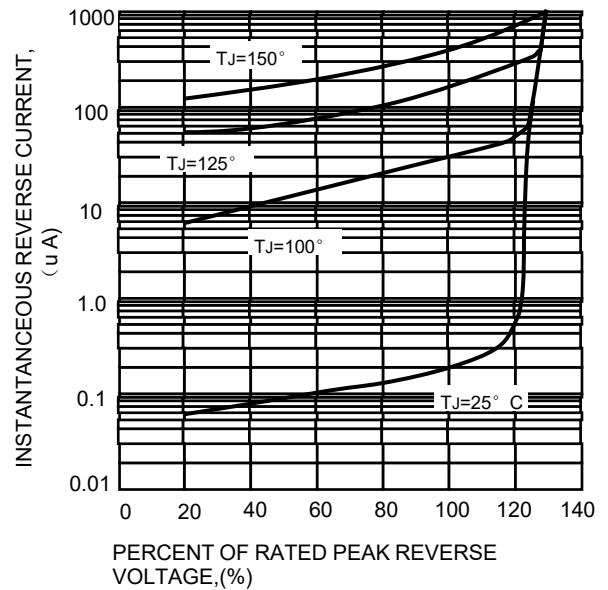


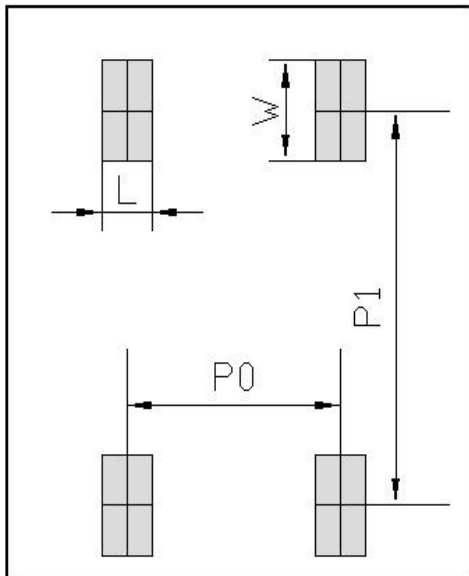
FIG.4-TYPICAL REVERSE



Ordering Information(Example)

PREFFREN P/N	UNIT WEIGHT(g)	MINIMUM PACKAGE(pcs)	INNER BOX QUANTITY(pcs)	OUTER CARTON QUANTITY(pcs)	DELIVERY MODE
RMSB401~ RMSB407 RMSB4005~ RMSB410	Approximate 0.20	3000	6000	36000	REEL

Suggested pad layout



Dimensions in millimeters

Unit:mm	
DIM	MIN
P0	5.12
P1	8.73
L	1.2
W	2.22

X-ON Electronics

Largest Supplier of Electrical and Electronic Components

Click to view similar products for [Bridge Rectifiers](#) category:

Click to view products by [LGE](#) manufacturer:

Other Similar products are found below :

[MB2510](#) [MB252](#) [MB356G](#) [MB358G](#) [MP358-BP](#) [90MT160KPBF](#) [GBJ1504-BP](#) [GBU10B-BP](#) [GBU15J-BP](#) [GBU15K-BP](#) [GBU4A-BP](#)
[GBU4D-BP](#) [GSIB680-E3/45](#) [DB101-BP](#) [DF01](#) [DF10SA-E345](#) [BU1508-E3/45](#) [BU1510-E3/45](#) [KBPC50-10S](#) [RS405GL-BP](#) [26MT120](#)
[G5SBA60-E3/51](#) [GBJ1502-BP](#) [GBU10J-BP](#) [GBU4J-BP](#) [GBU6M](#) [GBU8D-BP](#) [GBU8J-BP](#) [GSIB1520-E3/45](#) [TB102M](#) [MB1510](#) [MB6M-G](#)
[MB86](#) [TL401G](#) [MDA920A2](#) [TU602](#) [TU810](#) [MP501W-BP](#) [MP502-BP](#) [BR1005-BP](#) [BR101-BP](#) [BR84DTP204](#) [BU1010A-E3/51](#) [BU1508-](#)
[E3/51](#) [BU2006-E3/45](#) [BU2008-E3/51](#) [US15KB80R-7000](#) [KBPC25-02](#) [VS-60MT120KPBF](#) [DB105-BP](#)