

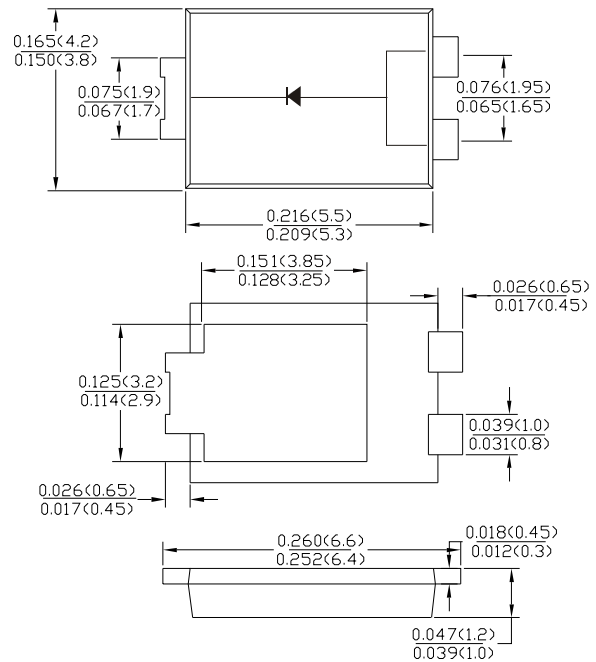
Features

- Schottky Barrier Chip
- High Thermal Reliability
- Patented Super Barrier Rectifier Technology
- High Forward Surge Capability
- Ultra Low Power Loss, High Efficiency
- Excellent High Temperature Stability
- Plastic material-UL flammability 94V-0

Mechanical Data

- Case: TO-277, molded plastic
- Terminals: Plated Leads Solderable per MIL-STD-202, Method 208
- Polarity: Cathode Band
- Mounting Position: Any
- Marking: Type Number
- Lead Free: For RoHS/Lead Free Version

TO-277B



dimensions in inches and (millimeters)

Maximum Ratings and Electrical Characteristics @T_A =25 °C unless otherwise specified

Single Phase, half wave, 60Hz, resistive or inductive load. For capacitive load, derate current by 20%.

Parameter	Symbol	SD10S100SL	Unit
Peak Repetitive Reverse Voltage	V _{RRM}		
Working Peak Reverse Voltage	V _{RWM}	100	V
DC blocking voltage	V _{DC}		
RMS Rectified Voltage	V _{R(RMS)}	70	V
Average Rectified Output Current (Note1)	IF(AV)	10.0	A
Non-Repetitive Peak Forward Surge 8.3ms Single Half Sine-Wave Superimposed on rated load (JEDEC Method) (Note2)	I _{FSM}	150	A
I ² t Rating for Fusing (t < 8.3ms)	I ² t	93.375	A ² s
Forward Voltage Drop T _A =25 °C @IF=5A	V _{FM}	0.64	V
Peak Reverse Current T _A =25 °C At Rated DC Blocking Voltage T _A =100 °C	I _R	0.3 15	mA
Typical Thermal Resistance Junction to Ambient	R _{θJC} R _{θJL}	15 5	°C/W
Operating junction temperature range	T _J	-55 to +150	°C
storage temperature range	T _{STG}	-55 to +150	°C

Note: 1. Valid Provided that are kept at ambient temperature at a distance of 9.5mm from the case.

2. Fr-4pcb. 2oz. Copper, minimum recommend pad layout .18.8mm×14.4. Anode pad dimensions 5.6mm×14.4mm.

RATING AND CHARACTERISTICS CURVES

Fig.1 - Forward Current Derating Curve

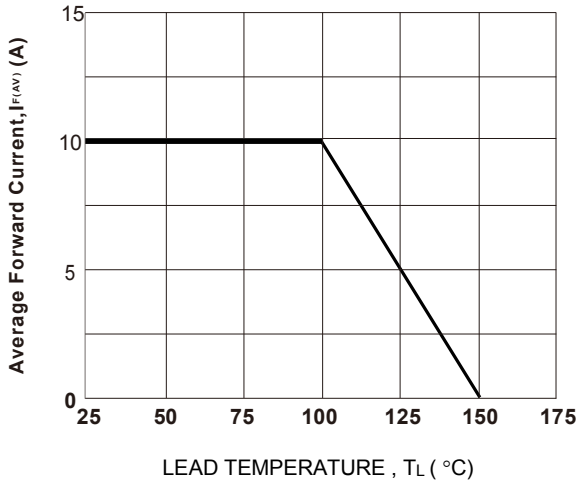


Fig. 2 Typical Forward Characteristics (per leg)

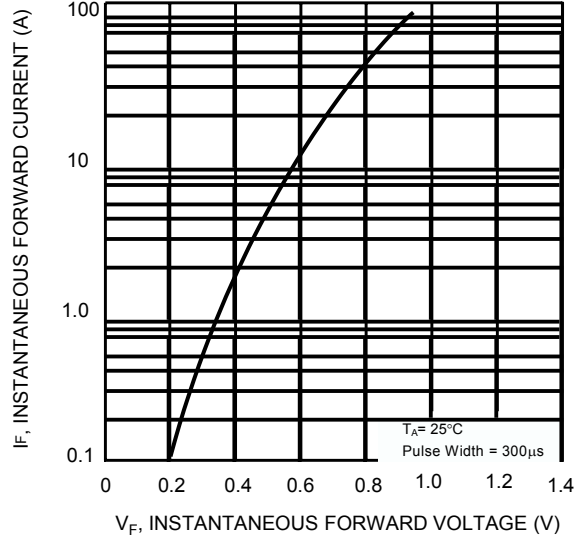


Fig. 3 Maximum Peak Forward Surge Current (per leg)

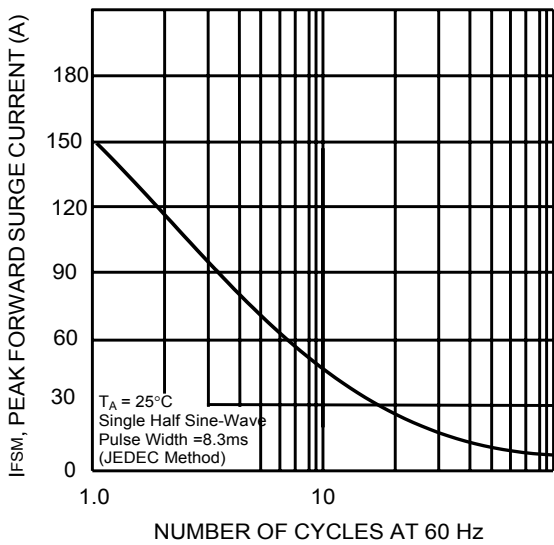
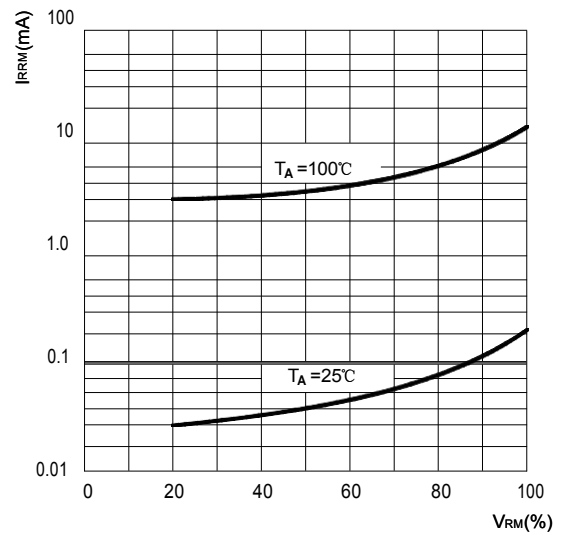
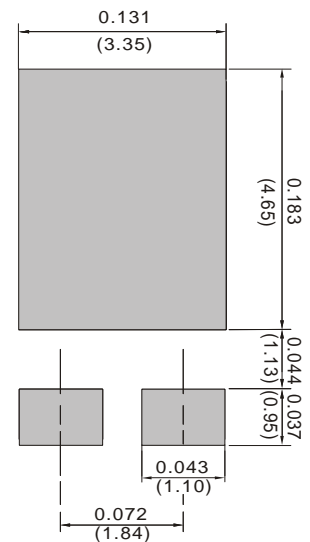


Fig4: Typical Reverse Characteristics



PACKAGE INFORMATION

Device	Package	Shipping
SD10S100SL	TO-277	5000/Tape&Reel



X-ON Electronics

Largest Supplier of Electrical and Electronic Components

Click to view similar products for [Schottky Diodes & Rectifiers](#) category:

Click to view products by [LGE](#) manufacturer:

Other Similar products are found below :

[MA4E2039](#) [MA4E2508M-1112](#) [MBR10100CT-BP](#) [MBR1545CT](#) [MMBD301M3T5G](#) [GS1JE-TP](#) [RB160M-50TR](#) [BAS16E6433HTMA1](#)
[BAS 3010S-02LRH E6327](#) [BAT 54-02LRH E6327](#) [NSR05F40QNXT5G](#) [NSVR05F40NXT5G](#) [NTE555](#) [JANS1N6640](#) [SB07-03C-TB-H](#)
[SK310-T](#) [SK33A-TP](#) [SK34B-TP](#) [SS3003CH-TL-E](#) [PDS3100Q-7](#) [GA01SHT18](#) [CRS10I30A\(TE85L,QM](#) [MA4E2501L-1290](#)
[MBRB30H30CT-1G](#) [DMJ3940-000](#) [SB007-03C-TB-E](#) [SK32A-TP](#) [SK33B-TP](#) [SK35A-TP](#) [SK38B-LTP](#) [SK38B-TP](#) [NRVBM120LT1G](#)
[NTE505](#) [NTSB30U100CT-1G](#) [VS-6CWQ10FNHM3](#) [CRG04\(T5L,TEMQ\)](#) [ACDBA1100LR-HF](#) [ACDBA1200-HF](#) [ACDBA2100-HF](#)
[ACDBA240-HF](#) [ACDBA3100-HF](#) [CDBQC0530L-HF](#) [ACDBA260LR-HF](#) [ACDBA1100-HF](#) [MA4E2502L-1246](#) [10BQ060-M3/5BT](#)
[NRVB130LSFT1G](#) [CRS08TE85LQM](#) [PMAD1108-LF](#) [B120Q-13-F](#)