

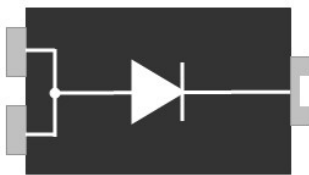
FEATURES

- ◇ High current capability, low forward voltage
- ◇ Excellent high temperature stability
- ◇ Low power loss, and high efficiency
- ◇ High forward surge capability
- ◇ RoHS compliant, and Halogen free

ORDERING INFORMATION

- ◇ Device:SD10U100SL
- ◇ Package: TO-277B
- ◇ Material: Halogen free
- ◇ Packing: Tape & 13" Reel
- ◇ Quantity per reel:
5,000pcs

PIN CONFIGURATION



MACHANICAL DATA

- ◇ Case: TO-277B small outline plastic package
- ◇ Terminal: Matte tin plated, solderable per MIL-STD-750, Method 2026
- ◇ Molding Compound Flammability Rating:UL94-0
- ◇ High temperature soldering guaranteed:
260°C /10second
- ◇ Packed with FRP substrate and epoxy underfilled

APPLICATIONS

- ◇ Switching mode power supply applications
- ◇ Portable equipment battery applications
- ◇ High frequency rectification
- ◇ DC/DC converter
- ◇ Designed as bypass diodes for solar panels

ACKAGE OUTLINE



ABSOLUTE MAXIMUM RATING ($T_{amb}=25^{\circ}\text{C}$, unless otherwise specified)

Symbol	Parameter	Value	Units
V_{RRM} V_{RWM} V_{DC}	Peak Repetitive Reverse Voltage Working Peak Reverse Voltage DC blocking voltage	100	V
$V_{R(RMS)}$	RMS Rectified Voltage	70	V
$I_{F(AV)}$	Average Forward Current	10	A
I_{FSM}	Peak Forward Surge Current, 8.3ms single half sine-wave	200	A
$R_{\theta JA}$ $R_{\theta JL}$	Typical Thermal Resistance Junction to Ambient	80 15	$^{\circ}\text{C}/\text{W}$
T_J & T_{STG}	Junction and Storage Temperature	-55~+150	$^{\circ}\text{C}$

ELECTRICAL CHARACTERISTICS ($T_{amb}=25^{\circ}\text{C}$, unless otherwise specified)

Symbol	Parameter	Test Condition	Min	Typ	Max	Units
V_F	Forward Voltage	$I_F = 10\text{A} @ 25^{\circ}\text{C}$		0.57	0.63	V
I_R	Reverse Leakage Current	@ 25°C		0.2		mA
		@ 100°C		10		mA

ELECTRICAL CHARACTERISTICS CURVE

Fig.1 - Forward Current Derating Curve

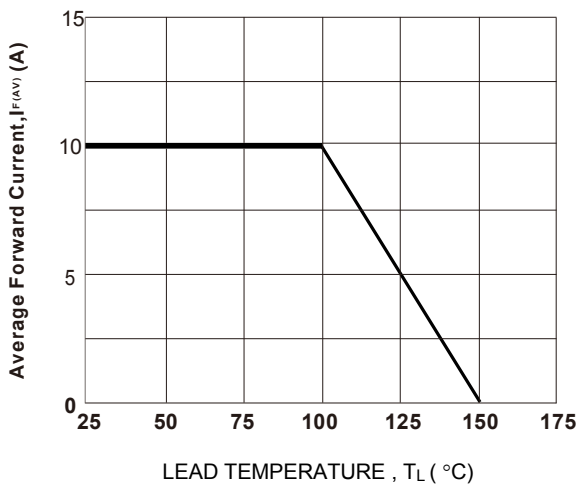


Fig. 2 Typical Forward Characteristics (per leg)

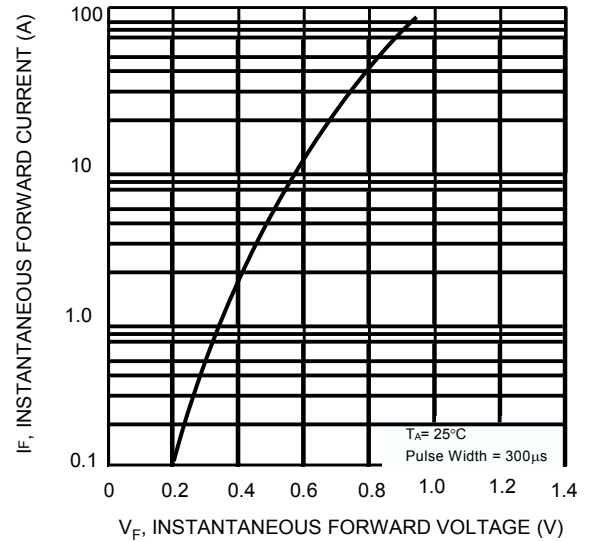


Fig. 3 Maximum Peak Forward Surge Current (per leg)

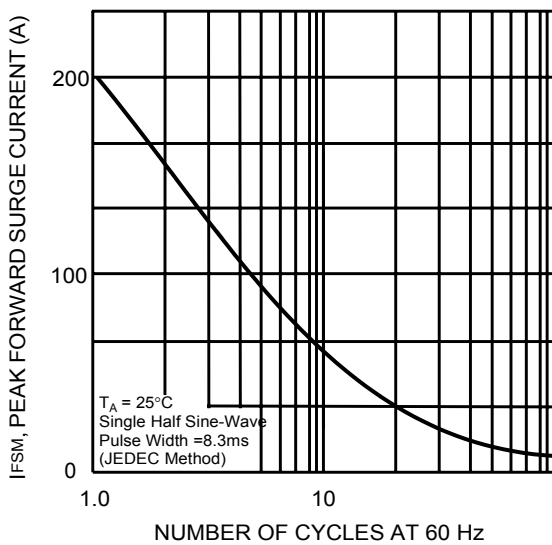
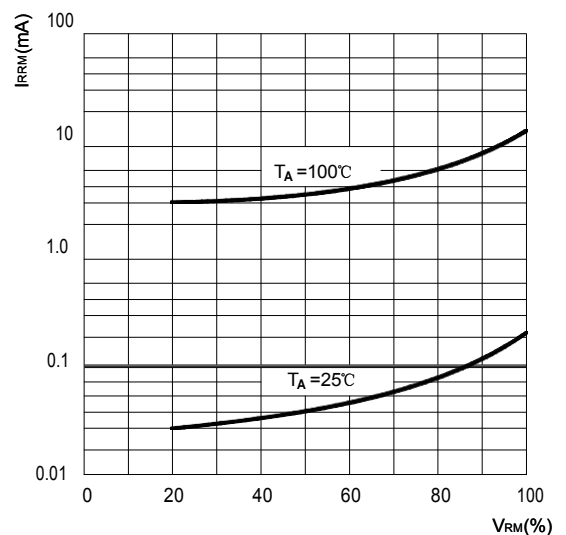
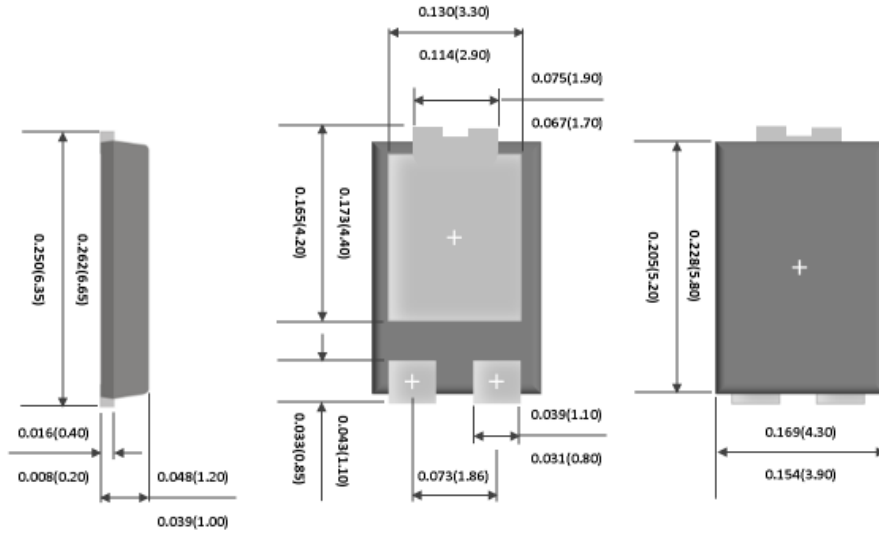


Fig4: Typical Reverse Characteristics

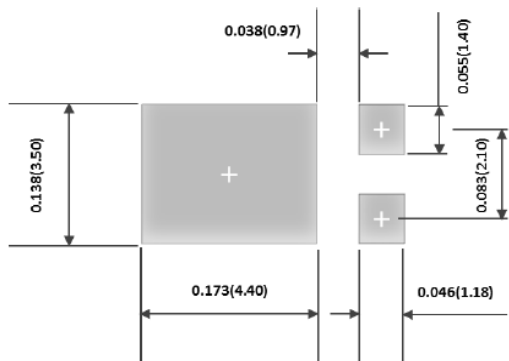


TO-277B PACKAGE OUTLINE DIMENSIONS



unit: mm

FOOT PRINT RECOMMENDATION



unit: mm

PACKAGE	SPQ/PCS	CARTON SPQ/PCS	CARTON SIZE/CM	CARTON GW/KG
TO-277	5000/REEL	80000	41X38X36	12.00

X-ON Electronics

Largest Supplier of Electrical and Electronic Components

Click to view similar products for [Schottky Diodes & Rectifiers](#) category:

Click to view products by [LGE](#) manufacturer:

Other Similar products are found below :

[MA4E2039](#) [MA4E2508M-1112](#) [MBR10100CT-BP](#) [MBR1545CT](#) [MMBD301M3T5G](#) [GS1JE-TP](#) [RB160M-50TR](#) [BAS16E6433HTMA1](#)
[BAS 3010S-02LRH E6327](#) [BAT 54-02LRH E6327](#) [NSR05F40QNXT5G](#) [NSVR05F40NXT5G](#) [NTE555](#) [JANS1N6640](#) [SB07-03C-TB-H](#)
[SK310-T](#) [SK33A-TP](#) [SK34B-TP](#) [SS3003CH-TL-E](#) [PDS3100Q-7](#) [GA01SHT18](#) [CRS10I30A\(TE85L,QM](#) [MA4E2501L-1290](#)
[MBRB30H30CT-1G](#) [DMJ3940-000](#) [SB007-03C-TB-E](#) [SK32A-TP](#) [SK33B-TP](#) [SK35A-TP](#) [SK38B-LTP](#) [SK38B-TP](#) [NRVBM120LT1G](#)
[NTE505](#) [NTSB30U100CT-1G](#) [VS-6CWQ10FNHM3](#) [CRG04\(T5L,TEMQ\)](#) [ACDBA1100LR-HF](#) [ACDBA1200-HF](#) [ACDBA2100-HF](#)
[ACDBA240-HF](#) [ACDBA3100-HF](#) [CDBQC0530L-HF](#) [ACDBA260LR-HF](#) [ACDBA1100-HF](#) [MA4E2502L-1246](#) [10BQ060-M3/5BT](#)
[NRVB130LSFT1G](#) [CRS08TE85LQM](#) [PMAD1108-LF](#) [B120Q-13-F](#)