

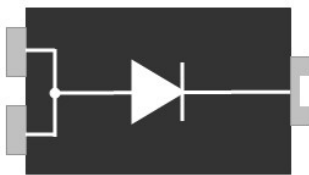
## FEATURES

- ◇ High current capability, low forward voltage
- ◇ Excellent high temperature stability
- ◇ Low power loss, and high efficiency
- ◇ High forward surge capability
- ◇ RoHS compliant, and Halogen free

## ORDERING INFORMATION

- ◇ Device:SD20U100SL
- ◇ Package: TO-277B
- ◇ Material: Halogen free
- ◇ Packing: Tape & 13" Reel
- ◇ Quantity per reel:  
5,000pcs

## PIN CONFIGURATION



## MACHANICAL DATA

- ◇ Case: TO-277B small outline plastic package
- ◇ Terminal: Matte tin plated, solderable per MIL-STD-750, Method 2026
- ◇ Molding Compound Flammability Rating:UL94-0
- ◇ High temperature soldering guaranteed:  
260°C /10second
- ◇ Packed with FRP substrate and epoxy underfilled

## APPLICATIONS

- ◇ Switching mode power supply applications
- ◇ Portable equipment battery applications
- ◇ High frequency rectification
- ◇ DC/DC converter
- ◇ Designed as bypass diodes for solar panels

## ACKAGE OUTLINE





# SD20U100SL

20A/100V Low VF Schottky Rectifier



## ABSOLUTE MAXIMUM RATING (Tamb=25°C, unless otherwise specified)

Symbol	Parameter	Value	Units
V <sub>RRM</sub> V <sub>RWM</sub> V <sub>DC</sub>	Peak Repetitive Reverse Voltage Working Peak Reverse Voltage DC blocking voltage	100	V
V <sub>R(RMS)</sub>	RMS Rectified Voltage	70	V
I <sub>F(AV)</sub>	Average Forward Current	20	A
I <sub>FSM</sub>	Peak Forward Surge Current, 8.3ms single half sine-wave	275	A
R <sub>θJA</sub> R <sub>θJL</sub>	Typical Thermal Resistance Junction to Ambient	80 10	°C/W
T <sub>J</sub> & T <sub>STG</sub>	Junction and Storage Temperature	-55~+150	°C

## ELECTRICAL CHARACTERISTICS (Tamb=25°C, unless otherwise specified)

Symbol	Parameter	Test Condition	Min	Typ	Max	Units
V <sub>F</sub>	Forward Voltage	I <sub>F</sub> = 20A @ 25°C		0.75		V
I <sub>R</sub>	Reverse Leakage Current	@ 25°C		0.3		mA
		@ 100°C		15		mA

## ELECTRICAL CHARACTERISTICS CURVE

Fig.1 - Forward Current Derating Curve

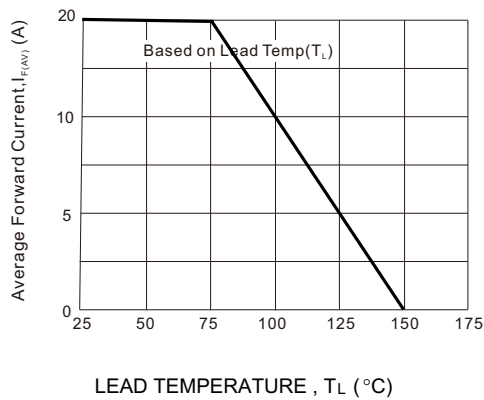


Fig2 : Instantaneous Forward Voltage

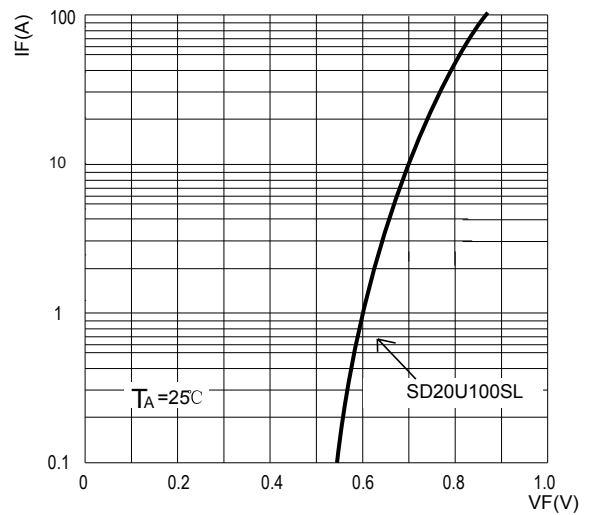


Fig3: Surge Forward Current Capacity

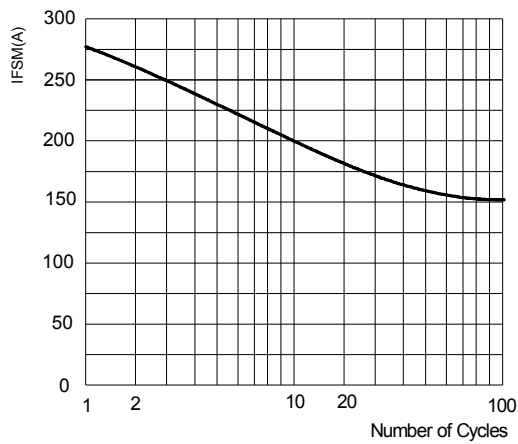
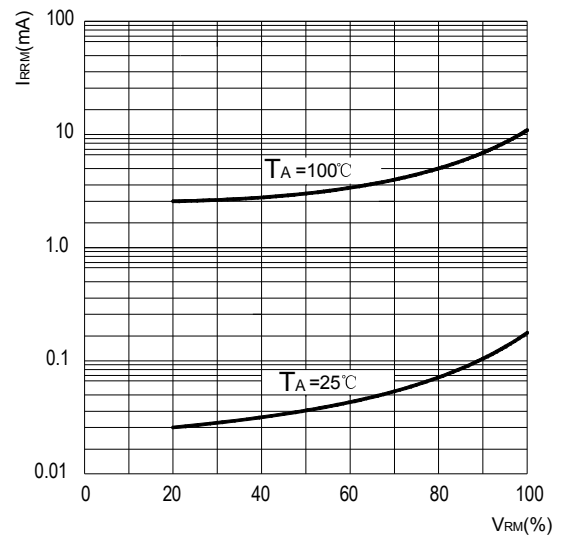
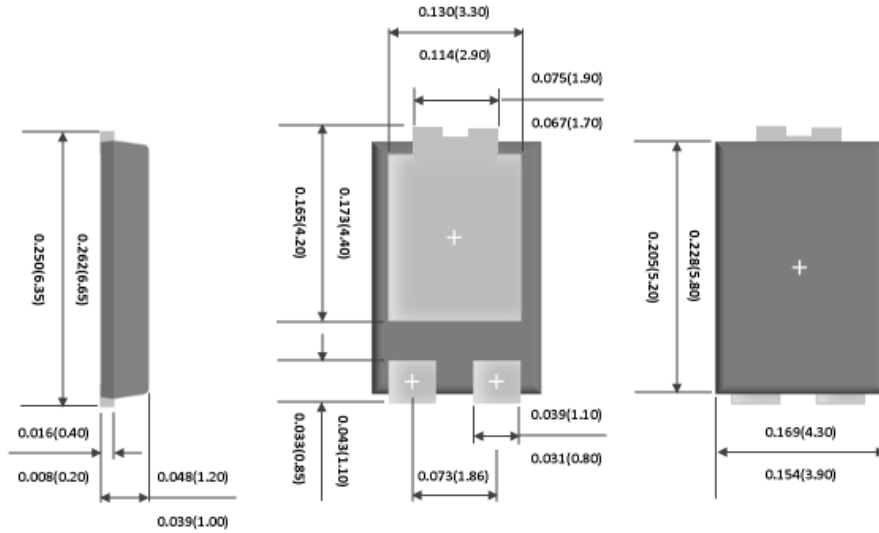


Fig4: Typical Reverse Characteristics

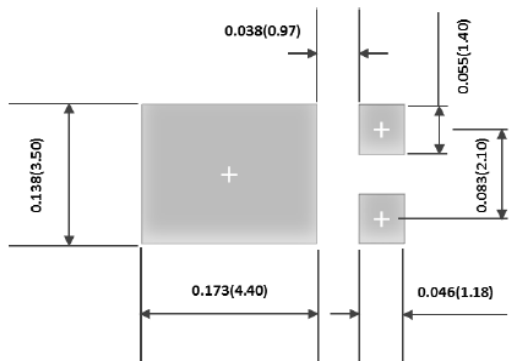


## TO-277B PACKAGE OUTLINE DIMENSIONS



unit: mm

## FOOT PRINT RECOMMENDATION



unit: mm

## X-ON Electronics

Largest Supplier of Electrical and Electronic Components

*Click to view similar products for [Schottky Diodes & Rectifiers](#) category:*

*Click to view products by [LGE](#) manufacturer:*

Other Similar products are found below :

[MA4E2039](#) [MMBD301M3T5G](#) [RB160M-50TR](#) [D83C](#) [BAS16E6433HTMA1](#) [BAS 3010S-02LRH E6327](#) [BAT 54-02LRH E6327](#)  
[NRVBAF360T3G](#) [NSR05F40QNXT5G](#) [NTE555](#) [JANS1N6640](#) [SS3003CH-TL-E](#) [GA01SHT18](#) [CRS10I30A\(TE85L,QM](#) [MBRA140TRPBF](#)  
[MBRB30H30CT-1G](#) [BAT 15-04R E6152](#) [JANTX1N5712-1](#) [DMJ3940-000](#) [SB007-03C-TB-E](#) [NRVBB20100CTT4G](#) [NRVBM120LT1G](#)  
[NTSB30U100CT-1G](#) [CRG04\(T5L,TEMQ\)](#) [ACDBA1100LR-HF](#) [ACDBA1200-HF](#) [ACDBA240-HF](#) [ACDBA3100-HF](#) [CDBQC0530L-HF](#)  
[ACDBA260LR-HF](#) [ACDBA1100-HF](#) [10BQ015-M3/5BT](#) [NRVBM120ET1G](#) [VSSB410S-M3/5BT](#) [1N5819T-G](#) [PDS1040Q-13](#) [B160BQ-13-F](#)  
[SDM05U20CSP-7](#) [BAS 70-07 E6433](#) [B140S1F-7](#) [HSM560Je3/TR13](#) [DDB2265-000](#) [ZHCS506QTA](#) [HSM190Je3/TR13](#) [B330AF-13](#)  
[ACDBUC0230-HF](#) [SDM1U100S1F-7](#) [MBR10200CTF-G1](#) [CDLL5712](#) [DMF2822-000](#)