



REVERSE VOLTAGE:1300-2000V
CURRENT: 1.0 A

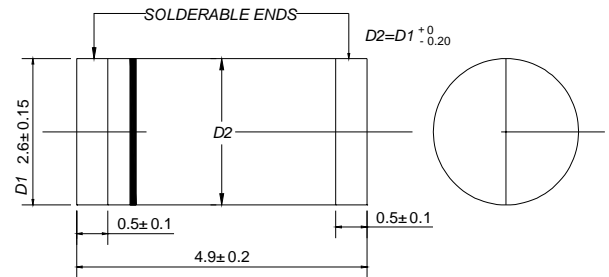
DO - 213AB

Features

- Glass passivated device
- Ideal for surface mouted applications
- Low leakage current
- Metallurgically bonded construction

Mechanical Data

- Case:JEDEC DO-213AB,molded plastic over passivated chip
- Polarity: Color band denotes cathode end
- Weight: 0.0046 ounces, 0.116 gram
- Mounting position: Any



Dimensions in millimeters

MAXIMUM RATINGS AND ELECTRICAL CHARACTERISTICS

Ratings at 25 ambient temperature unless otherwise specified.

Single phase,half wave,60Hz,resistive or inductive load.For capacitive load,derate current by 20%.

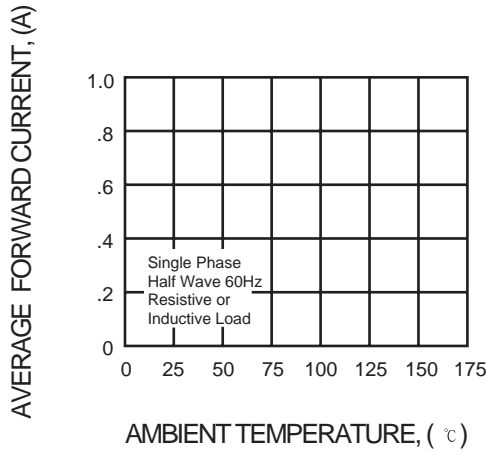
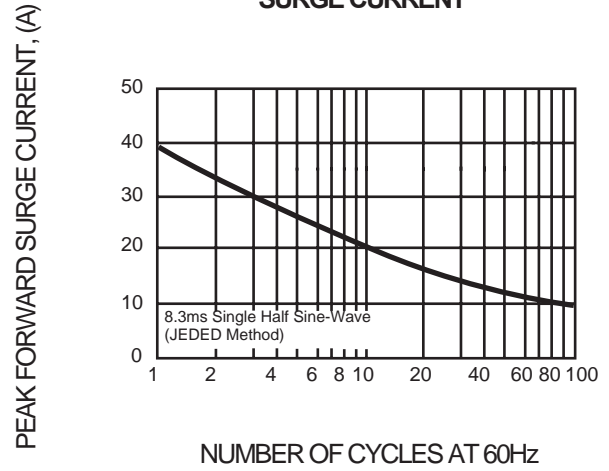
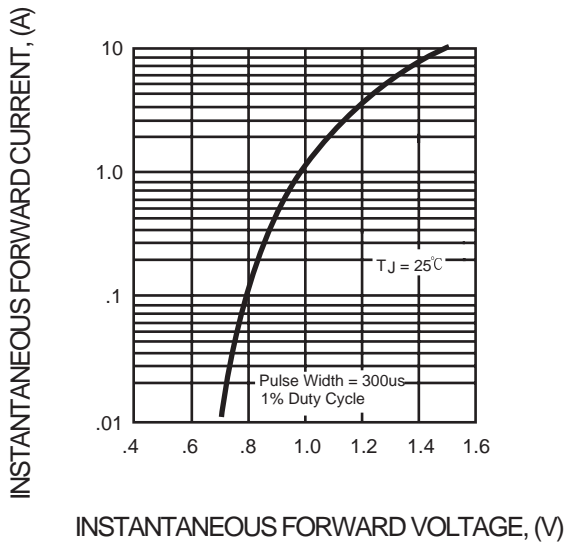
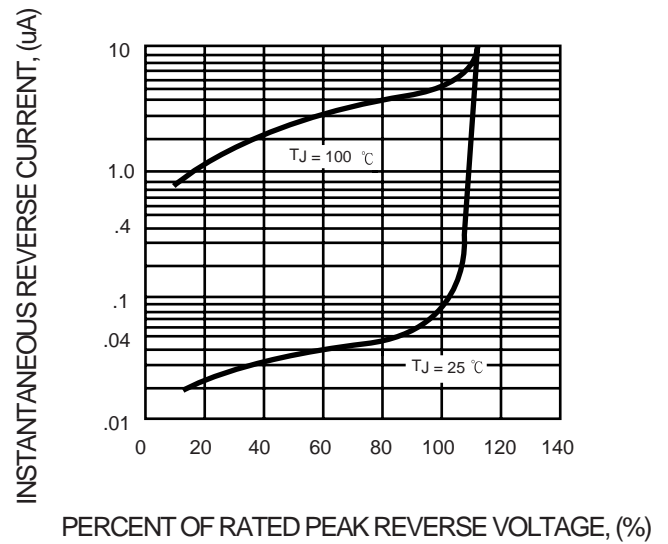
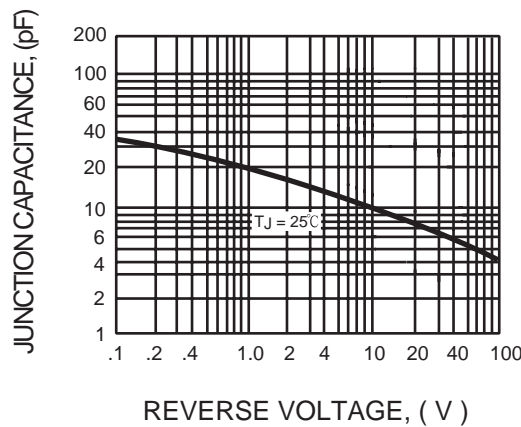
		SM 513	SM 516	SM 518	SM 2000	UNITS
Maximum recurrent peak reverse voltage	V_{RRM}	1300	1600	1800	2000	V
Maximum RMS voltage	V_{RMS}	910	1120	1260	1400	V
Maximum DC blocking voltage	V_{DC}	1300	1600	1800	2000	V
Maximum average forward rectified current $T_A=75$	$I_{(AV)}$	1.0				A
Peak forward surge current 8.3ms single half-sine-wave superimposed on rated load (JEDEC method)	I_{FSM}	40				A
Maximum forward voltage at 1.0A	V_F	1.1				V
Maximum DC reverse current @ $T_A=25$ at rated DC blockjng voltage @ $T_A=125$	I_R	5.0 50				μA
Typical junction capacitance (NOTE 1)	C_j	15				pF
Typical thermal resistance (NOTE 2)	$R_{j\theta L}$	20				/W
Typical thermal resistance (NOTE 3)	$R_{j\theta A}$	50				/W
Operating temperature range	T_j	- 55 --- + 175				
Storage temperature range	T_{STG}	- 55 --- + 175				

NOTES:1. Measured at 1.0MHz and applied average voltage of 4.0V DC.

2. Thermal resistance junction to lead, 6.0 mm² copper pads to each terminal.

3. Thermal resistance junction to ambient, 6.0 mm² copper pads to each terminal.

Ratings AND Characteristic Curves

FIG. 1 - TYPICAL FORWARD CURRENT DERATING CURVE

FIG. 2 - MAXIMUM NON-REPETITIVE FORWARD SURGE CURRENT

FIG. 3 - TYPICAL INSTANTANEOUS FORWARD CHARACTERISTICS

FIG. 4 - TYPICAL REVERSE CHARACTERISTICS

FIG. 5 - TYPICAL JUNCTION CAPACITANCE


PACKAGE	SPQ/PCS	CARTON SPQ/PCS	CARTON SIZE/CM	CARTON GW/KG	CARTON NW/KG
DO-213AB	5000/REEL	80000	36.0X35.8X36.5	18.00	16.00

X-ON Electronics

Largest Supplier of Electrical and Electronic Components

Click to view similar products for [Rectifiers](#) category:

Click to view products by [LGE](#) manufacturer:

Other Similar products are found below :

[70HFR40](#) [FR105 R0](#) [RL252-TP](#) [1N5397](#) [1N4005-TR](#) [UFS120Je3/TR13](#) [JANS1N6640US](#) [20ETS12S](#) [RRE02VS6SGTR](#) [MS306](#) [70HF40](#)
[T110HF60](#) [US2JFL-TP](#) [A1N5404G-G](#) [ACGRB207-HF](#) [CLH07\(TE16L,Q\)](#) [CLH03\(TE16L,Q\)](#) [UES1302](#) [ACGRC307-HF](#) [ACEFC304-HF](#)
[DZ-1380](#) [85HFR60](#) [40HFR60](#) [70HF120](#) [85HFR80](#) [SCF7500](#) [SM100](#) [ACGRA4001-HF](#) [MUR420GP-TP](#) [SKR70/08](#) [NTE5819](#) [NTE5911](#)
[NTE5915](#) [NTE6104](#) [NTE6163](#) [NTE6164](#) [NTE6165](#) [NTE6364](#) [TSD3G](#) [SET130312](#) [MSE07PBHM3/89A](#) [UES1106](#) [UES1306](#)
[NRVUS240VT3G](#) [R4000GPS-TP](#) [D4015L56TP](#) [65DN06B02ELEMXP1A](#) [SKR 320/12](#) [DTH8S06D](#) [UABS10](#)