

Working Voltage: 10 to 43 V

Peak Pulse Power: 6600 W

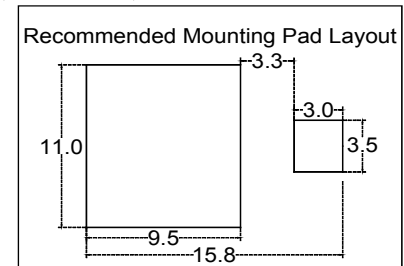
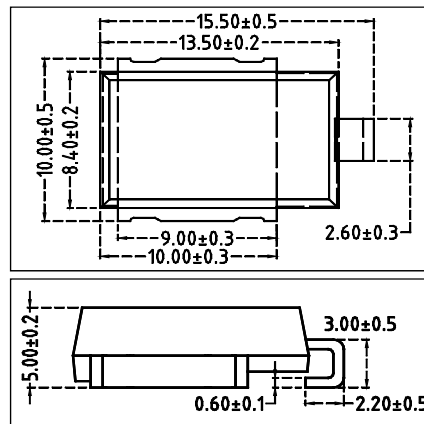
Features

- Optimized glass passivated chip
- $T_J = 175\text{ }^\circ\text{C}$ capability suitable for high reliability and automotive requirement
- 6600 W peak pulse power capability with a 10/1000 μs waveform, repetitive rate (duty cycle):0.01 %
- Meet ISO 7637-2 5a/5b and ISO 16750 load dump test (varied by test condition)
- AEC-Q101 qualified
- Low leakage current
- Low forward voltage drop
- Uni-directional polarity
- Excellent clamping capability
- Very fast response time
- RoHS compliant

Mechanical Data

- Case: DO-218AB
- Molding compound: UL94V-0 flammability
- Polarity: Heatsink is anode

PACKAGE OUTLINE DIMENSIONS(millimeters)



DO-218AB

Maximum Ratings($T_A=25^\circ\text{C}$ unless otherwise noted)

Parameter	Symbol	Value	UNIT
Peak power dissipation with a 10/1000 μs waveform ⁽¹⁾	P_{PP}	6600	W
Peak power dissipation with a 10/10,000 μs waveform	P_{PP}	5200	W
Peak pulse current with a 10/1000 μs waveform ⁽¹⁾	I_{PP}	See Next Table	A
Power dissipation on infinite heatsink at $T_L = 25\text{ }^\circ\text{C}$	P_D	8.0	W
Peak forward surge current 8.3 ms single half sine-	I_{FSM}	700	A
Operating junction and storage temperature range	T_J, T_{STG}	-55 to +175	$^\circ\text{C}$

Note:

(1)Non-repetitive current pulse per Fig.2 and derated above $T_A = 25\text{ }^\circ\text{C}$ per Fig.1



SM8S Series

Automotive Protection

Surface Mount

Transient Voltage Suppressors



Electrical Characteristics ($T_A=25^\circ\text{C}$ unless otherwise noted)

Part Number (Uni)	Breakdown Voltage V_{BR} @ I_T			Maximum Reverse Leakage I_R @ V_{RWM} (μA)	Maximum I_R @ V_{RWM} $T_J=175$ (μA)	Working Peak Reverse Voltage V_{RWM} (V)	Maximum Reverse Surge Current I_{PP} (A) ⁽¹⁾	Maximum Clamping Voltage V_C @ I_{PP} (V)
	Min (V)	Max (V)	I_T (mA)					
SM8S10A	11.1	12.3	5.0	15	250	10	388	17.0
SM8S11A	12.2	13.5	5.0	10	150	11	363	18.2
SM8S12A	13.3	14.7	5.0	10	150	12	332	19.9
SM8S13A	14.4	15.9	5.0	10	150	13	307	21.5
SM8S14A	15.6	17.2	5.0	10	150	14	284	23.2
SM8S15A	16.7	18.5	5.0	10	150	15	270	24.4
SM8S16A	17.8	19.7	5.0	10	150	16	254	26.0
SM8S17A	18.9	20.9	5.0	10	150	17	239	27.6
SM8S18A	20.0	22.1	5.0	10	150	18	226	29.2
SM8S20A	22.2	24.5	5.0	10	150	20	204	32.4
SM8S22A	24.4	26.9	5.0	10	150	22	186	35.5
SM8S24A	26.7	29.5	5.0	10	150	24	170	38.9
SM8S26A	28.9	31.9	5.0	10	150	26	157	42.1
SM8S28A	31.1	34.4	5.0	10	150	28	145	45.4
SM8S30A	33.3	36.8	5.0	10	150	30	136	48.4
SM8S33A	36.7	40.6	5.0	10	150	33	124	53.3
SM8S36A	40.0	44.2	5.0	10	150	36	114	58.1
SM8S40A	44.4	49.1	5.0	10	150	40	102	64.5
SM8S43A	47.8	52.8	5.0	10	150	43	95.1	69.4

NOTE:

1. Surge current waveform is defined at 10/1000uS waveform
2. For all types maximum VF = 1.8 V at IF = 100 A measured on 8.3 ms single half sine-wave or equivalent square wave, duty cycle = 4 pulses per minute maximum

Ratings and Characteristics Curves ($T_A=25^\circ\text{C}$ unless otherwise noted)

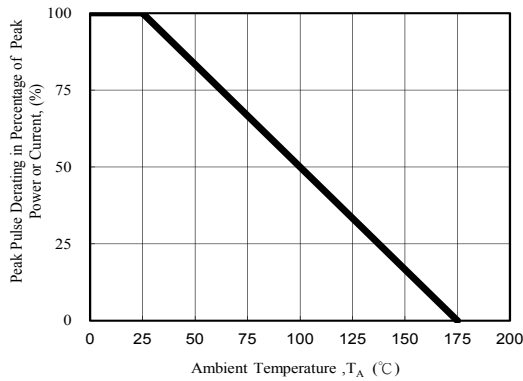


Fig. 1 - Pulse Derating Curve

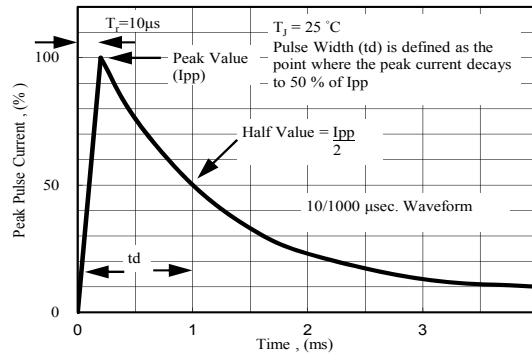


Fig. 2 - Pulse Waveform

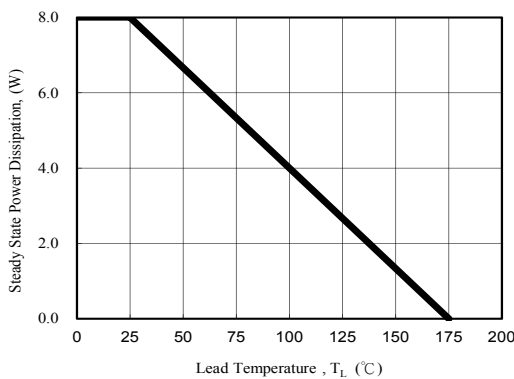


Fig. 3 - Steady State Power Derating Curve

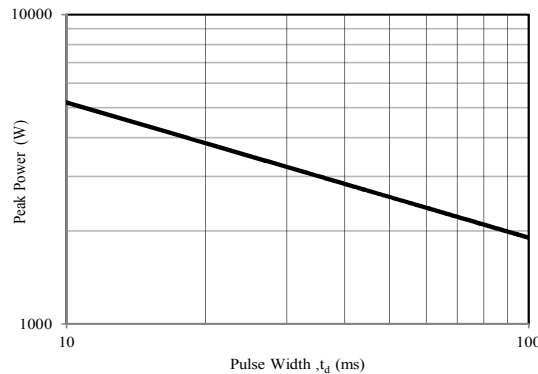
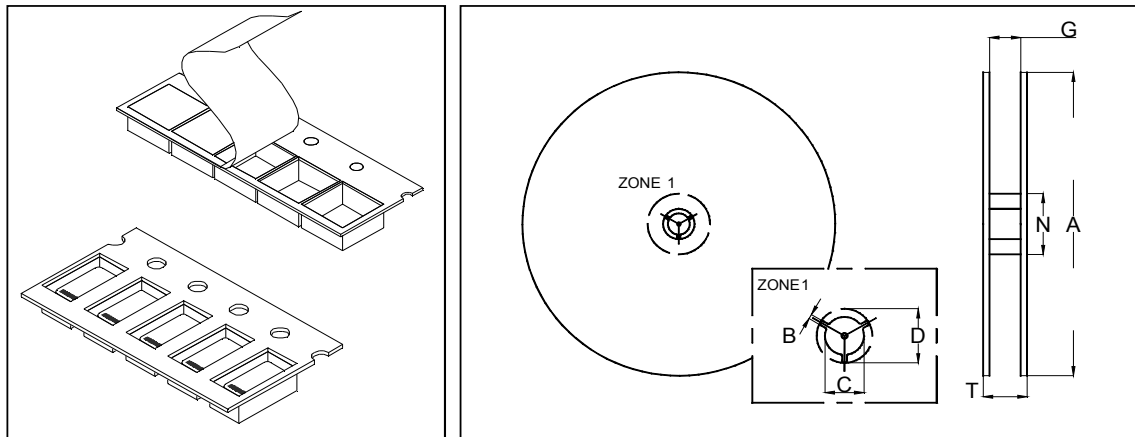


Fig. 4 - Peak Pulse Power Rating Curve

SURFACE MOUNT TAPE AND REEL PACKAGING



DIMENSIONS in millimeters (inches)

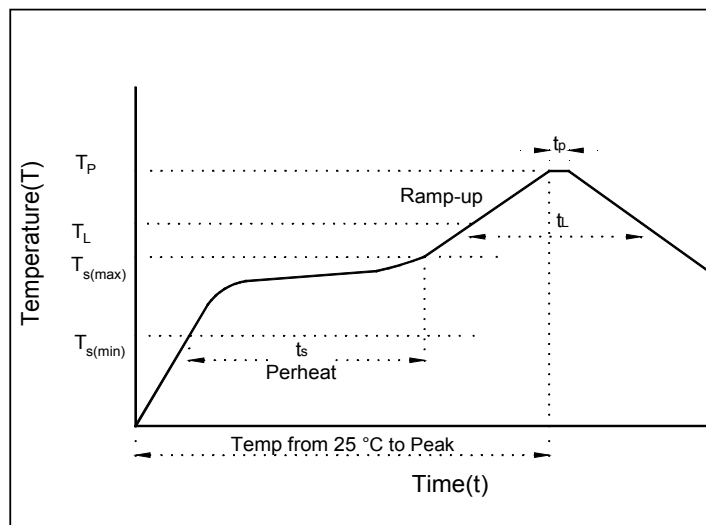
TAPE SIZE	A MAX.	B MIN.	C	D MIN.	N MIN.	G MAX.	T MAX.
24 mm (0.945)	330 ± 2.0 (13.0 ± 0.079) 178 ± 2.0 (7.0 ± 0.079)	1.5 (0.059)	13.5 ± 0.50 (0.53 ± 0.02)	20.2 (0.795)	50 (1.97)	26.4 (1.039)	30.4 (1.197)

Recommended Soldering Parameters

IR-Reflow Condition			
Pre Heat	Temp. min	150	°C
	Temp. max	200	°C
	Time(min to max)	60-180	sec
Ramp up rate (150-200°C)		<3	°C/sec

Reflow	Liquidus Temp.	>220	°C
	Peak Temp.	245	°C
	Time(Liq. to Peak)	60-150	sec
Ramp up rate (220-200°C)		<3	°C/sec
Time within actual peak temp.		10-30	sec

Ramp down Rate	<5	°C/sec
Time(25°C to Peak temp.)	<6	min
Do not exceed	280	°C



X-ON Electronics

Largest Supplier of Electrical and Electronic Components

Click to view similar products for [ESD Suppressors / TVS Diodes](#) category:

Click to view products by [LGE](#) manufacturer:

Other Similar products are found below :

[60KS200C](#) [D18V0L1B2LP-7B](#) [D5V0F4U5P5-7](#) [NTE4902](#) [P4KE27CA](#) [P6KE11CA](#) [P6KE8.2A](#) [SA60CA](#) [SA64CA](#) [SMBJ12CATR](#)
[SMBJ33CATR](#) [SMBJ6.5A](#) [SMBJ8.0A](#) [ESD101-B1-02ELS](#) [E6327](#) [ESD112-B1-02EL](#) [E6327](#) [ESD7451N2T5G](#) [19180-510](#) [CPDT-5V0USP-](#)
[HF](#) [3.0SMCJ33CA-F](#) [3.0SMCJ36A-F](#) [HSPC16701B02TP](#) [JANTX1N6126A](#) [D3V3Q1B2DLP3-7](#) [D55V0M1B2WS-7](#) [SCM1293A-04SO](#)
[ESD200-B1-CSP0201](#) [E6327](#) [SM12-7](#) [CEN955](#) [W/DATA](#) [VESD12A1A-HD1-GS08](#) [CPDQC5V0-HF](#) [D1213A-01LP4-7B](#) [ESD101-B1-02EL](#)
[E6327](#) [AOZ8808DI-03](#) [5KP15A](#) [5KP48A](#) [5KP90A](#) [ESD3V3D7-TP](#) [15KPA36A-LF](#) [P4KE56CA](#) [P4KE68A](#) [P4KE91CATR](#) [P6KE120A](#)
[P6KE13CA](#) [P6KE43CA](#) [P6KE6.8CA](#) [P6KE8.2](#) [P6SMBJ20CA](#) [JANTX1N6072A](#) [SR2835ESKG](#) [SA90CA](#)