



## FEATURES

- Plastic package has Underwrites Laboratory Flammability Classification 94V-0
- Metal-Silicon Junction
- For surface mount applications
- Guard ring for over voltage protection
- High forward surge current capability
- Super Low forward voltage
- High temperature soldering guaranteed: 260°C/10 seconds at terminals

## MECHANICAL DATA

- Case: Transfer molded plastic
- Epoxy: UL94V-O rate flame retardant
- Polarity: Color band denotes cathode end
- Lead: Plated axial lead, solderable per MIL-STD-750 method 2026
- Weight: 0.007 ounce, 0.25 grams

## MAXIMUM RATINGS AND ELECTRICAL CHARACTERISTICS

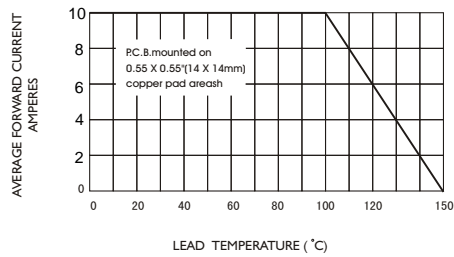
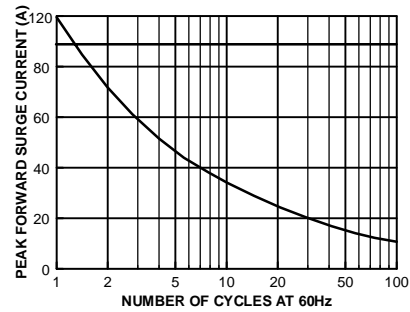
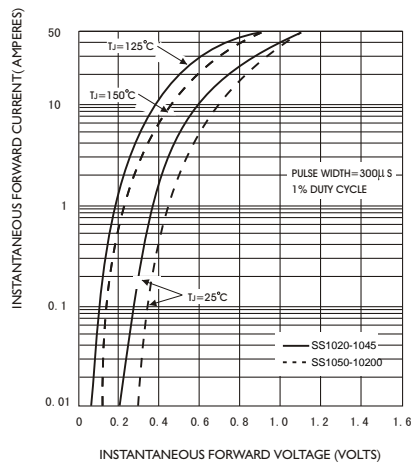
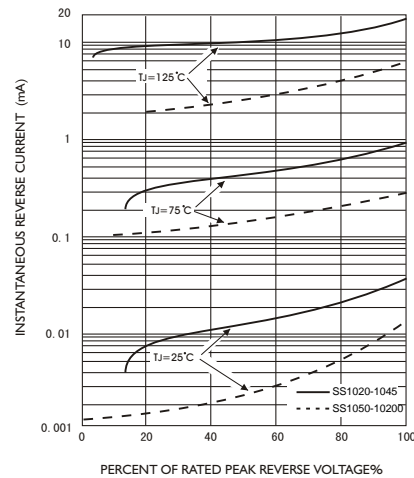
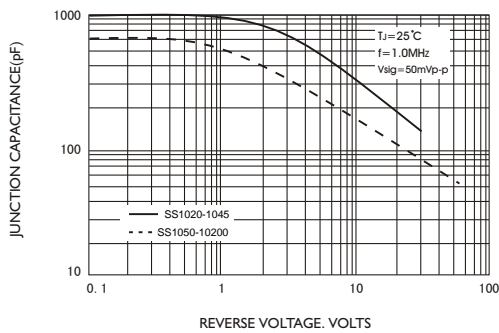
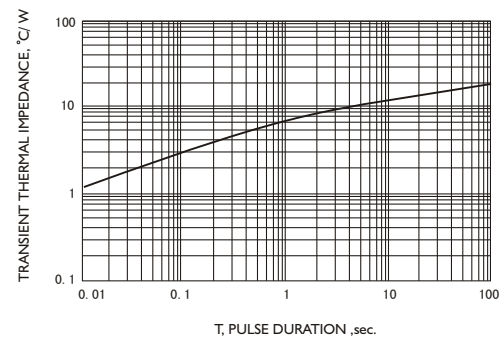
- Ratings at 25°C ambient temperature unless otherwise specified
- Single Phase, half wave, 60Hz, resistive or inductive load
- For capacitive load derate current by 20%

	SYMBOLS	SS1020	SS1030	SS1045	SS1050	SS1060	SS1080	SS10100	SS10200	UNIT
Maximum Repetitive Peak Reverse Voltage	$V_{RRM}$	20	30	45	50	60	80	100	200	Volts
Maximum RMS Voltage	$V_{RMS}$	14	21	31.5	35	42	56	70	140	Volts
Maximum DC Blocking Voltage	$V_{DC}$	20	30	45	50	60	80	100	200	Volts
Maximum Average Forward Rectified Current	$I_{(AV)}$	10								Amp
Peak Forward Surge Current 8.3ms single half sine-wave superimposed on rated load	$I_{FSM}$	120								Amps
Maximum Instantaneous Forward Voltage at 10 A (Note 1)	$V_F$	0.55			0.7		0.85		0.95	Volts
Maximum DC Reverse Current at rated DC Blocking Voltage	$T_A = 25^\circ C$	0.2								mA
	$T_A = 125^\circ C$	50			10					
Typical Thermal Resistance (Note 2)	$R_{\theta JL}$	17								°C/W
	$R_{\theta JA}$	55								°C/W
Operating Temperature Range	$T_J$	-55 to +150								°C
Storage Temperature Range	$T_{STG}$	-55 to +150								°C

### Notes:

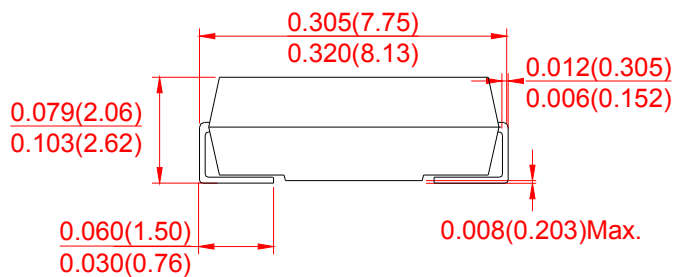
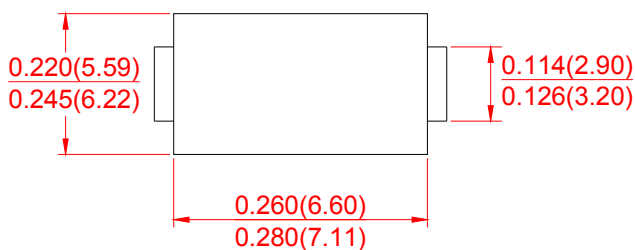
1. Pulse test: 300µs pulse width, 1% duty cycle
2. P.C.B. Mounted with 0.55"× 0.55" (14×14mm) copper pads

## RATINGS AND CHARACTERISTIC CURVES

**FIG.1-FORWARD CURRENT DERATING CURVE**

**FIG.2-MAXIMUM NON-REPETITIVE PEAK FORWARD SURGE CURRENT**

**FIG.3-TYPICAL INSTANTANEOUS FORWARD CHARACTERISTICS**

**FIG.4-TYPICAL REVERSE CHARACTERISTICS**

**FIG.5-TYPICAL JUNCTION CAPACITANCE**

**FIG.6-TYPICAL TRANSIENT THERMAL IMPEDANCE**


**OUTLINE DIMENSION**

All Dimension in inches and (millimeters)

**SMC(DO-214AB)**


## X-ON Electronics

Largest Supplier of Electrical and Electronic Components

*Click to view similar products for [Schottky Diodes & Rectifiers](#) category:*

*Click to view products by [LGE](#) manufacturer:*

Other Similar products are found below :

[MA4E2039](#) [MA4E2508M-1112](#) [MBR1545CT](#) [MMBD301M3T5G](#) [RB160M-50TR](#) [D83C](#) [BAS16E6433HTMA1](#) [BAT 54-02LRH E6327](#)  
[NRVBAF360T3G](#) [NSR05F40QNXT5G](#) [NTE555](#) [JANS1N6640](#) [SK310-T](#) [SK34B-TP](#) [SS3003CH-TL-E](#) [GA01SHT18](#)  
[CRS10I30A\(TE85L,QM](#) [MA4E2501L-1290](#) [MBRA140TRPBF](#) [MBRB30H30CT-1G](#) [BAT 15-04R E6152](#) [JANTX1N5712-1](#) [DMJ3940-000](#)  
[SB007-03C-TB-E](#) [SK33B-TP](#) [NRVBB20100CTT4G](#) [NRVBM120LT1G](#) [NTSB30U100CT-1G](#) [VS-6CWQ10FNHM3](#) [CRG04\(T5L,TEMQ\)](#)  
[ACDBA1100LR-HF](#) [ACDBA1200-HF](#) [ACDBA240-HF](#) [ACDBA3100-HF](#) [CDBQC0530L-HF](#) [CDBQC0240LR-HF](#) [ACDBA260LR-HF](#)  
[ACDBA1100-HF](#) [MA4E2502L-1246](#) [10BQ015-M3/5BT](#) [NRVBM120ET1G](#) [CRS08TE85LQM](#) [PMAD1108-LF](#) [B120Q-13-F](#) [1N5819T-G](#)  
[B0530WSQ-7-F](#) [PDS1040Q-13](#) [B160BQ-13-F](#) [SDM05U20CSP-7](#) [B140S1F-7](#)