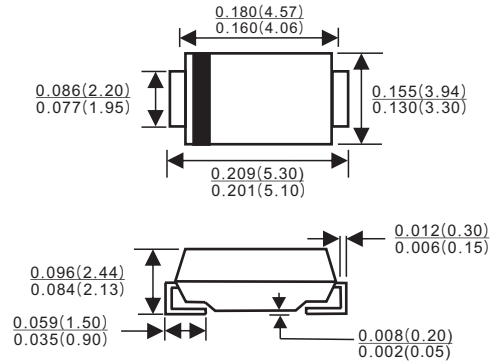




SMB/DO-214AA

Features

- ◇ For surface mounted application
- ◇ Easy pick and place
- ◇ Metal to silicon rectifier, majority carrier conduction
- ◇ Low power loss, high efficiency
- ◇ High current capability, low VF
- ◇ High surge current capability
- ◇ Plastic material used carriers Underwriters Laboratory Classification 94V-0
- ◇ Epitaxial construction
- ◇ High temperature soldering: 260°C / 10 seconds at terminals



Mechanical Data

- ◇ Case: JEDEC SMB/DO-214AA Molded plastic
- ◇ Terminals: Pure tin plated, lead free
- ◇ Polarity: Indicated by cathode band
- ◇ Weight: 0.064 gram

Dimensions in inches and(millimeters)

Maximum Ratings and Electrical Characteristics

Rating at 25°C ambient temperature unless otherwise specified.

Single phase, half wave, 60 Hz, resistive or inductive load.

For capacitive load, derate current by 20%

Type Number	Symbol	SS 32B	SS 33B	SS 34B	SS 35B	SS 36B	SS 39B	SS 310B	SS 315B	SS 320B	Units	
Maximum Recurrent Peak Reverse Voltage	V_{RRM}	20	30	40	50	60	90	100	150	200	V	
Maximum RMS Voltage	V_{RMS}	14	21	28	35	42	63	70	105	150	V	
Maximum DC Blocking Voltage	V_{DC}	20	30	40	50	60	90	100	150	200	V	
Maximum Average Forward Rectified Current at T_L (See Fig. 1)	$I_{(AV)}$	3.0									A	
Peak Forward Surge Current, 8.3 ms Single Half Sine-wave Superimposed on Rated Load (JEDEC method)	I_{FSM}	100									A	
Maximum Instantaneous Forward Voltage (Note 1) IF= 3.0A @ 25°C @ 100°C	V_F	0.5 0.4		0.75 0.65		0.85 0.70		0.95 0.80		V		
Maximum DC Reverse Current @ $T_A=25^\circ\text{C}$ at Rated DC Blocking Voltage @ $T_A=125^\circ\text{C}$	I_R	0.5					0.1					mA mA
Typical Thermal Resistance (Note 2)	$R_{\theta JL}$ $R_{\theta JA}$	28 88									°C/W	
Operating Temperature Range	T_J	-55 to +150									°C	
Storage Temperature Range	T_{STG}	-55 to +150									°C	

Notes: 1. Pulse Test with PW=300 usec, 1% Duty Cycle



LGE

SS32B - SS320B

3.0 AMPS. Surface Mount Schottky Barrier Rectifiers



RATINGS AND CHARACTERISTIC CURVES (SS32B THRU SS315B)

FIG.1- MAXIMUM FORWARD CURRENT DERATING CURVE

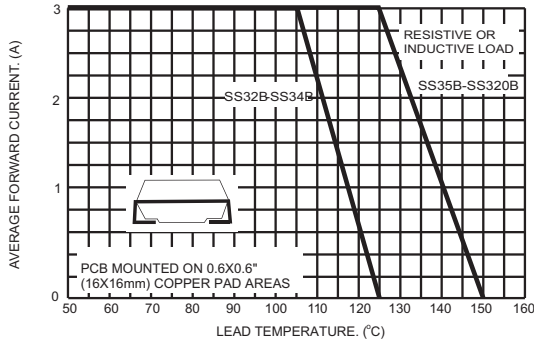


FIG.2- MAXIMUM NON-REPETITIVE PEAK FORWARD SURGE CURRENT

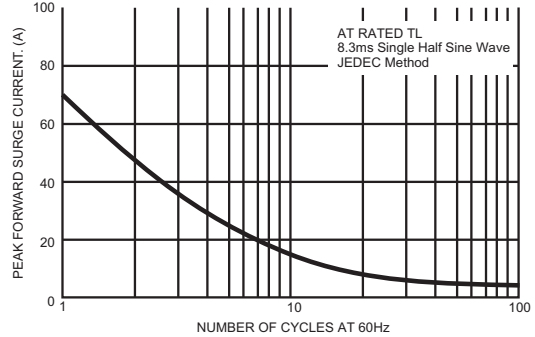


FIG.3- TYPICAL FORWARD CHARACTERISTICS

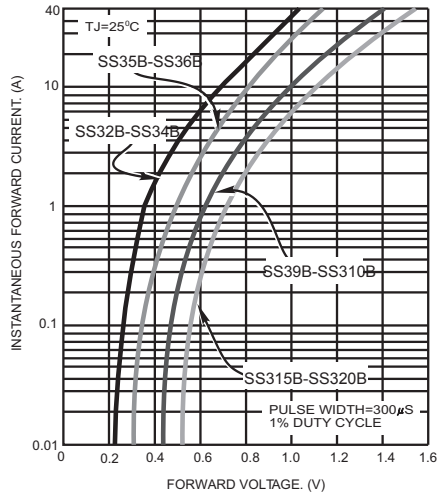


FIG.4- TYPICAL REVERSE CHARACTERISTICS

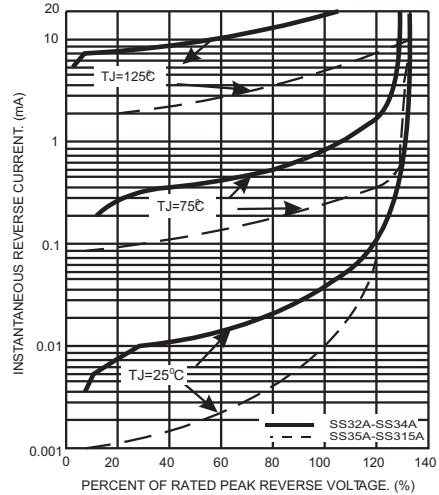


FIG.5- TYPICAL JUNCTION CAPACITANCE

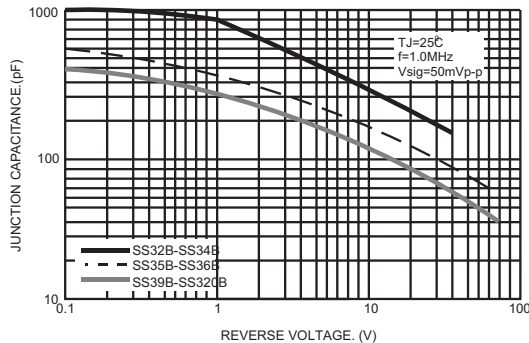
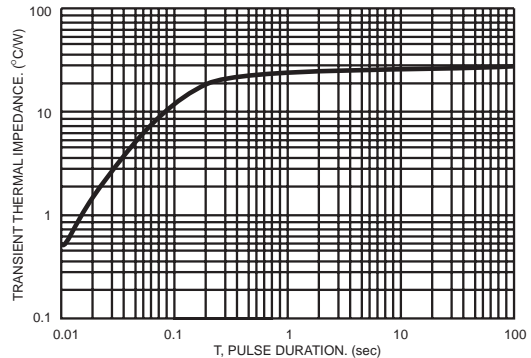


FIG.6- TYPICAL TRANSIENT THERMAL CHARACTERISTICS



PACKAGE	SPQ/PCS	CARTON SPQ/PCS	CARTON SIZE/CM	CARTON GW/KG	CARTON NW/KG
SMB	3000/REEL	48000	36X35.8X36.5	12.00	11.00

X-ON Electronics

Largest Supplier of Electrical and Electronic Components

Click to view similar products for [Schottky Diodes & Rectifiers](#) category:

Click to view products by [LGE](#) manufacturer:

Other Similar products are found below :

[MA4E2039](#) [MA4E2508M-1112](#) [MBR10100CT-BP](#) [MBR1545CT](#) [MMBD301M3T5G](#) [GS1JE-TP](#) [RB160M-50TR](#) [BAS 3010S-02LRH E6327](#)
[BAT 54-02LRH E6327](#) [NSR05F40QNXT5G](#) [NSVR05F40NXT5G](#) [NTE555](#) [JANS1N6640](#) [SB07-03C-TB-H](#) [SB1003M3-TL-W](#)
[SBAT54CWT1G](#) [SBM30-03-TR-E](#) [SK310-T](#) [SK33A-TP](#) [SK34B-TP](#) [SS3003CH-TL-E](#) [PDS3100Q-7](#) [GA01SHT18](#) [CRS10I30A\(TE85L,QM](#)
[MA4E2501L-1290](#) [MBRB30H30CT-1G](#) [BAS 70-02L E6327](#) [DMJ3940-000](#) [SB007-03C-TB-E](#) [SB10015M-TL-E](#) [SB1003M3-TL-E](#) [SK32A-](#)
[TP](#) [SK33B-TP](#) [SK35A-TP](#) [SK38B-LTP](#) [SK38B-TP](#) [NRVBM120LT1G](#) [NTE505](#) [NTSB30U100CT-1G](#) [VS-6CWQ10FNHM3](#)
[CRG04\(T5L,TEMQ\)](#) [ACDBA1100LR-HF](#) [ACDBA1200-HF](#) [ACDBA140-HF](#) [ACDBA2100-HF](#) [ACDBA240-HF](#) [ACDBA3100-HF](#)
[CDBQC0530L-HF](#) [BAT54-13-F](#) [ACDBA340-HF](#)