

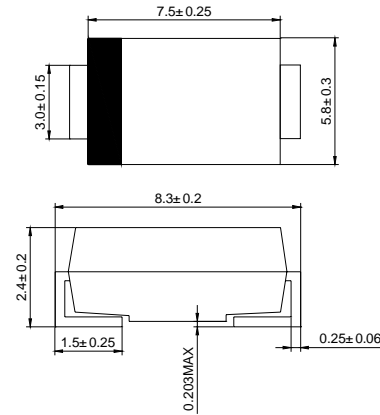
SS32-SS310

Surface Mount Schottky Barrier Rectifiers



REVERSE VOLTAGE: 20 - 100 V
FORWARD CURRENT: 3.0 A

SMC



Dimensions in millimeters

Features

- ◇ Schottky barrier rectifier
- ◇ Guardring protection
- ◇ Low forward voltage
- ◇ Reverse energy tested
- ◇ High current capability
- ◇ Extremely low thermal resistance

Mechanical Data

- ◇ Case: SMC molded plastic body
- ◇ Polarity: Color band denotes cathode end
- ◇ Mounting position: ANY
- ◇ Weight: 0.007 ounces, 0.21 gram

MAXIMUM RATINGS AND ELECTRICAL CHARACTERISTICS

Ratings at 25°C ambient temperature unless otherwise specified

Device marking code		SS32	SS33	SS34	SS35	SS36	SS38	SS39	SS310	UNITS
Maximum repetitive peak reverse voltage	V_{RRM}	20	30	40	50	60	80	90	100	V
Maximum RMS voltage	V_{RWS}	14	21	28	35	42	56	63	70	V
Maximum DC blocking voltage	V_{DC}	20	30	40	50	60	80	90	100	V
Maximum average forward rectified current at $T_L=90^\circ\text{C}$	$I_{F(AV)}$	3.0								A
Peak forward surge current 8.3ms single half-sine-wave	I_{FSM}	100.0								A
Maximum instantaneous forward voltage at $I_{FM}=3.0\text{A}$ (NOTE1)	V_F	0.50			0.75		0.85			V
Maximum DC reverse current $T_J=25^\circ\text{C}$ at rated DC blocking voltage $T_J=125^\circ\text{C}$	I_R	20				10				m A
Maximum thermal resistance	$R_{\theta JL}$	17.0								$^\circ\text{C/W}$
Operating temperature range	T_J	- 55 ---- +125								$^\circ\text{C}$
Storage temperature range	T_{STG}	- 55 ---- +150								$^\circ\text{C}$

NOTE: 1.Pulse test: Pulse width 300us,duty cycle 1 %

SS32-SS310

Surface Mount Schottky Barrier Rectifiers

Ratings AND Characteristic Curves

FIG.1 – FORWARD DERATING CURVE

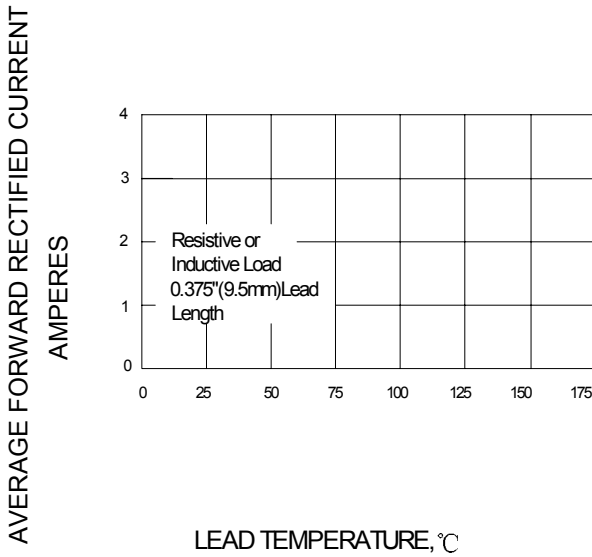


FIG.2 – PEAK FORWARD SURGE CURRENT

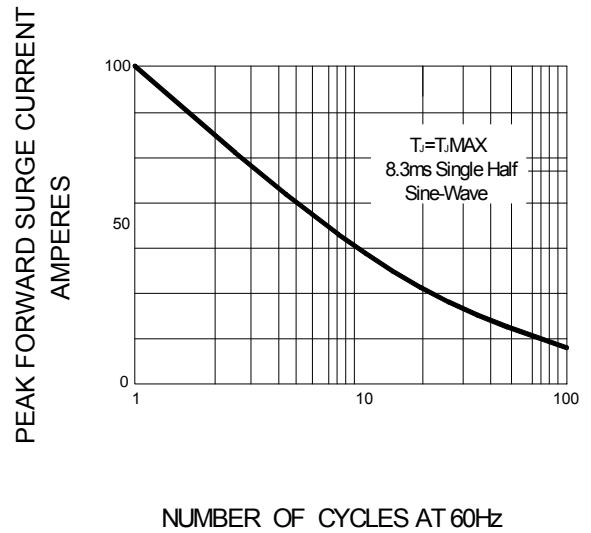
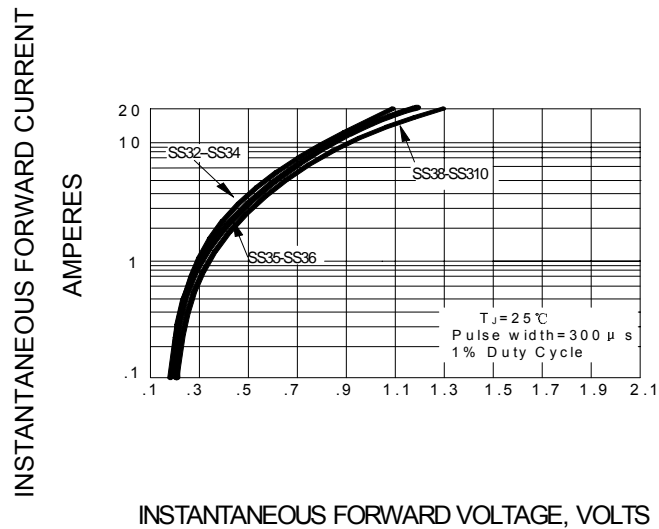


FIG.3 – TYPICAL INSTANTANEOUS FORWARD CHARACTERISTICS



X-ON Electronics

Largest Supplier of Electrical and Electronic Components

Click to view similar products for [Schottky Diodes & Rectifiers](#) category:

Click to view products by [LGE](#) manufacturer:

Other Similar products are found below :

[MA4E2039](#) [MA4E2508M-1112](#) [MBR10100CT-BP](#) [MBR1545CT](#) [MMBD301M3T5G](#) [GS1JE-TP](#) [RB160M-50TR](#) [BAS 3010S-02LRH E6327](#)
[BAT 54-02LRH E6327](#) [NSR05F40QNXT5G](#) [NSVR05F40NXT5G](#) [NTE555](#) [JANS1N6640](#) [SB07-03C-TB-H](#) [SB1003M3-TL-W](#)
[SBAT54CWT1G](#) [SBM30-03-TR-E](#) [SK310-T](#) [SK33A-TP](#) [SK34B-TP](#) [SS3003CH-TL-E](#) [PDS3100Q-7](#) [GA01SHT18](#) [CRS10I30A\(TE85L,QM](#)
[MA4E2501L-1290](#) [MBRB30H30CT-1G](#) [BAS 70-02L E6327](#) [DMJ3940-000](#) [SB007-03C-TB-E](#) [SB10015M-TL-E](#) [SB1003M3-TL-E](#) [SK32A-](#)
[TP](#) [SK33B-TP](#) [SK35A-TP](#) [SK38B-LTP](#) [SK38B-TP](#) [NRVBM120LT1G](#) [NTE505](#) [NTSB30U100CT-1G](#) [VS-6CWQ10FNHM3](#)
[CRG04\(T5L,TEMQ\)](#) [ACDBA1100LR-HF](#) [ACDBA1200-HF](#) [ACDBA140-HF](#) [ACDBA2100-HF](#) [ACDBA240-HF](#) [ACDBA3100-HF](#)
[CDBQC0530L-HF](#) [BAT54-13-F](#) [ACDBA340-HF](#)