

SS52L-SS510L

Surface Mount Schottky Barrier Rectifiers



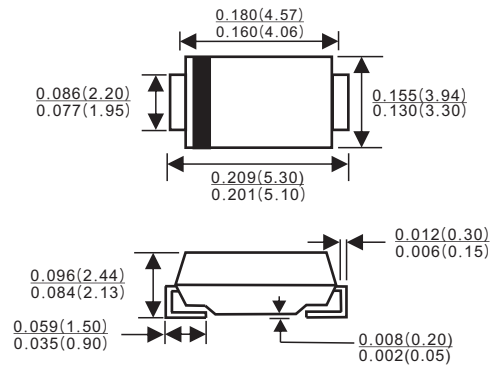
REVERSE VOLTAGE: 20 --- 100 V
CURRENT: 5.0 A



Features

- ✧ Plastic package has Underwriters Laborator Flammability Classification 94V-0
- ✧ For surface mounted applications
- ✧ Low profile package
- ✧ Built-in strain relief
- ✧ Metal silicon junction, majority carrier conduction
- ✧ High surge capability
- ✧ High current capability, low forward voltage drop
- ✧ Low power loss, high efficiency
- ✧ For use in low voltage high frequency inverters, free wheeling and polarity protection applications
- ✧ Guardring for overvoltage protection
- ✧ High temperature soldering guaranteed: 250°C/10 seconds at terminals

SMB/DO-214AA



Dimensions in inches and (millimeters)

Mechanical Data

- ✧ Case: JEDEC SMB, molded plastic over passivated chip
- ✧ Polarity: Color band denotes cathode end
- ✧ Weight: 0.093 gram

MAXIMUM RATINGS AND ELECTRICAL CHARACTERISTICS

Ratings at 25°C ambient temperature unless otherwise specified

		SS52L	SS53L	SS54L	SS55L	SS56L	SS58L	SS59L	SS510L	UNITS
Maximum recurrent peak reverse voltage	V_{RRM}	20	30	40	50	60	80	90	100	V
Maximum RMS voltage	V_{RWS}	14	21	28	35	42	56	63	70	V
Maximum DC blocking voltage	V_{DC}	20	30	40	50	60	80	90	100	V
Maximum average forward rectified current at T_L (SEE FIG. 1) (NOTE 2)	$I_{(AV)}$	5.0								A
Peak forward surge current 8.3ms single half-sine-wave superimposed on rated load (JEDEC Method)	I_{FSM}	175								A
Maximum instantaneous forward voltage at 5.0A (NOTE 1)	V_F	0.45		0.52		0.72				V
Maximum DC reverse current @ $T_A=25^\circ\text{C}$ at rated DC blocking voltage (NOTE 1) @ $T_A=100^\circ\text{C}$	I_R	0.5				10				mA
Typical thermal resistance (NOTE 2)	R_{JA}	55								°C/W
	R_{JL}	17								
Operating junction temperature range	T_J	-55 --- +150								°C
Storage temperature range	T_{STG}	-55 --- +150								°C

NOTE: 1. Pulse test: 300 μ s pulse width, 1% duty cycle

2. P.C.B. mounted with 0.55" x 0.55" (14.0 x 14.0 mm²) copper pad areas

SS52L-SS510L

Surface Mount Schottky Barrier Rectifiers



Ratings AND Characteristic Curves

FIG.1 – FORWARD DERATING CURVE

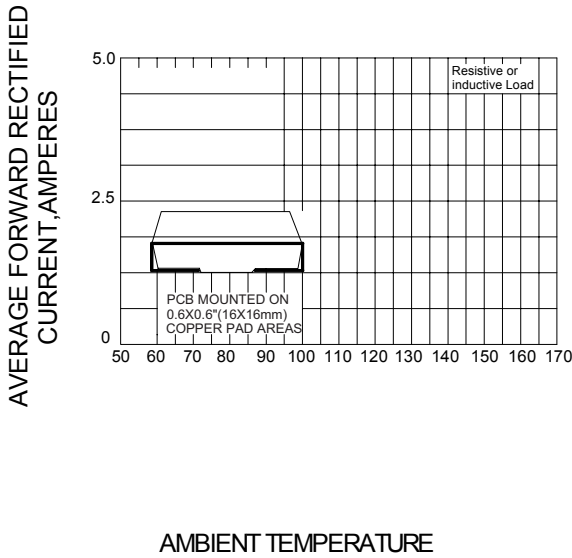


FIG.2– PEAK FORWARD SURGE CURRENT

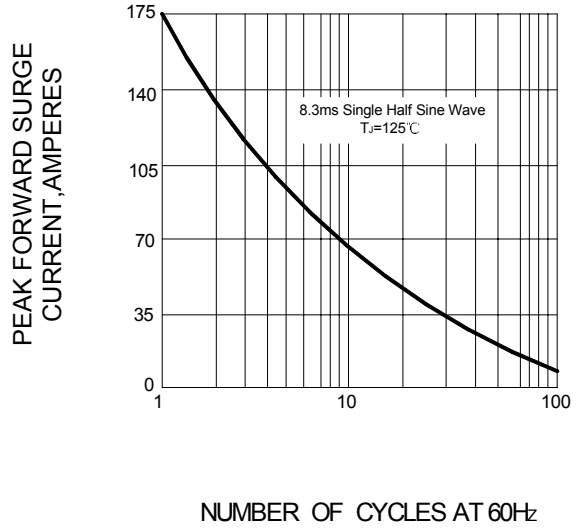


FIG.3 – TYPICAL FORWARD CHARACTERISTICS

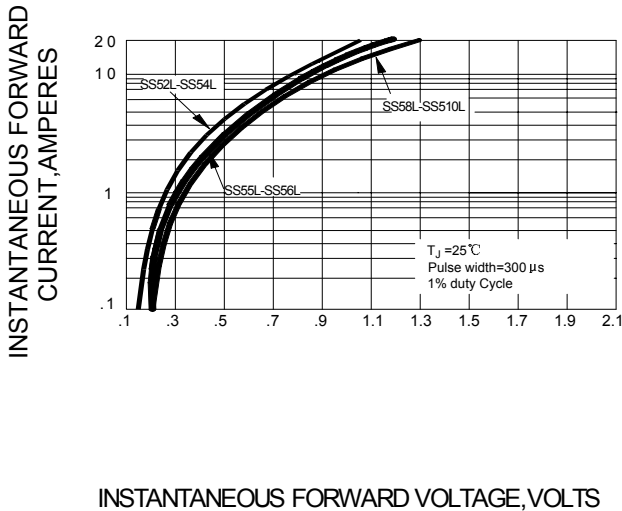
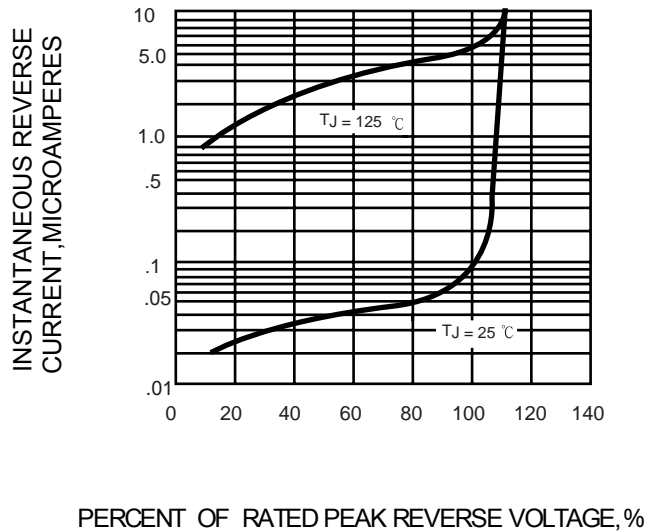


FIG.4 – TYPICAL REVERSE CHARACTERISTICS



X-ON Electronics

Largest Supplier of Electrical and Electronic Components

Click to view similar products for [Schottky Diodes & Rectifiers](#) category:

Click to view products by [LGE](#) manufacturer:

Other Similar products are found below :

[CUS06\(Te85L,Q,M\)](#) [MA4E2039](#) [D1FH3-5063](#) [MBR0530L-TP](#) [MBR10100CT-BP](#) [MBR30H100MFST1G](#) [MMBD301M3T5G](#) [PMAD1103-LF](#) [PMAD1108-LF](#) [RB160M-50TR](#) [RB520S-30](#) [RB551V-30](#) [DD350N18K](#) [DZ435N40K](#) [DZ600N16K](#) [BAS16E6433HTMA1](#) [BAS 3010S-02LRH E6327](#) [BAT 54-02LRH E6327](#) [IDL02G65C5XUMA1](#) [NSR05F40QNXT5G](#) [NSVR05F40NXT5G](#) [JANS1N6640](#) [SB07-03C-TB-H](#) [SB1003M3-TL-W](#) [SBAT54CWT1G](#) [SBM30-03-TR-E](#) [SBS818-TL-E](#) [SK32A-LTP](#) [SK33A-TP](#) [SK34A-TP](#) [SK34B-TP](#) [SMD1200PL-TP](#) [ACDBN160-HF](#) [SS3003CH-TL-E](#) [STPS30S45CW](#) [PDS3100Q-7](#) [GA01SHT18](#) [CRS10I30A\(Te85L,QM\)](#) [MBR1240MFST1G](#) [MBRB30H30CT-1G](#) [BAS28E6433HTMA1](#) [BAS 70-02L E6327](#) [HSB123JTR-E](#) [JANTX1N5712-1](#) [VS-STPS40L45CW-N3](#) [DD350N12K](#) [SB007-03C-TB-E](#) [SB10015M-TL-E](#) [SB1003M3-TL-E](#) [SK110-LTP](#)