



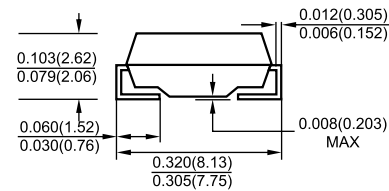
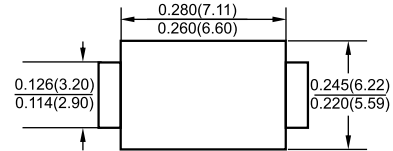
Features

- ✧ FOR SURFACE MOUNTED APPLICATIONS
- ✧ LOW PROFILE PACKAGE
- ✧ BUILT-IN STRAIN RELIEF
- ✧ EASY PICK AND PLACE
- ✧ PLASTIC MATERIAL USED CARRIES UNDERWRITERS
- ✧ LABORATORY CLASSIFICATION 94 V-0
- ✧ EXTREMELY LOW VF
- ✧ MAJORITY CARRIER CONDUCTION
- ✧ HIGH TEMPERATURE SOLDERING : 260°C//10 SECONDS AT TERMINALS

Mechanical Data

- ✧ CASE : DO-214AB(SMC)
- ✧ TERMINALS : SOLDER PLATED
- ✧ POLARITY : INDICATED BY CATHODE BAND
- ✧ WEIGHT : 0.22GRAMS

SMC/DO-214AB



Dimensions in inches and (millimeters)

MAXIMUM RATINGS AND ELECTRICAL CHARACTERISTICS

Ratings at 25 C ambient temperature unless otherwise specified
Resistive or inductive load

	SYMBOL	SS82	SS83	SS84	SS85	SS86	SS88	SS810	UNITS
Maximum Repetitive Peak Reverse Voltage	V_{RRM}	20	30	40	50	60	80	100	Volts
Maximum RMS Voltage	V_{RMS}	14	21	28	35	42	56	70	Volts
Maximum DC Blocking Voltage	V_{DC}	20	30	40	50	60	80	100	Volts
Maximum Average Forward Current .375" (9.5mm) lead length at $T_L = 75^\circ C$	I_{AV}	8.0							Amps
Peak Forward Surge Current 8.3ms Single Half Sine-Wave Superimposed on Rated Load (JEDEC Method)	I_{FSM}	150							Amps
Maximum Instantaneous Forward Voltage at 8.0A	V_F	0.55		0.75		0.85			Volts
Maximum DC Reverse Current $T_A = 25^\circ C$ at Rated DC Blocking Voltage $T_A = 100^\circ C$	I_R	1.0 20							mA
Maximum Thermal Resistance (NOTE 2)	$R_{\theta JA}$ $R_{\theta JL}$	75 20							$^\circ C / W$
Operating Junction Temperature Range	T_J	-50 to +125							$^\circ C$
Storage and Operating Temperature Range	T_{STG}	-55 to +150							$^\circ C$

NOTES :

1. Pulse test with $PW = 300 \mu sec$, 1% duty cycle
2. Mounted on P.C.Board with $8mm^2$ (0.13mm thick) copper pad areas

RATINGS AND CHARACTERISTIC CURVES SS82 THRU SS810

Fig.1 - FORWARD CURRENT DERATING CURVE

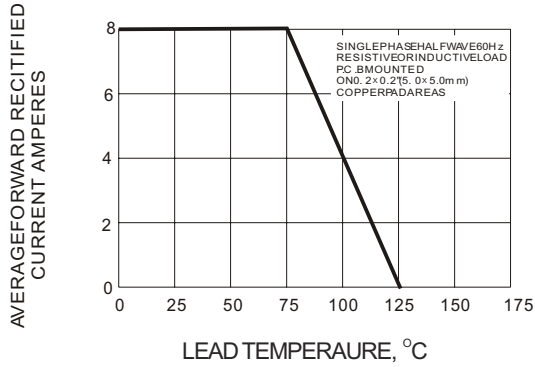


Fig.2 - MAXIMUMNON-REPETITIVEPEAK FORWARD SURGE CURRENT

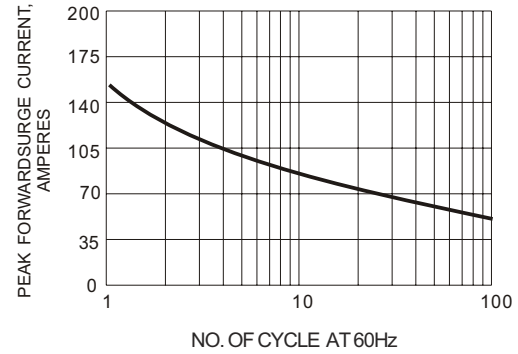


FIG.3-TYPICAL FORWARD CHARACTERISTICS

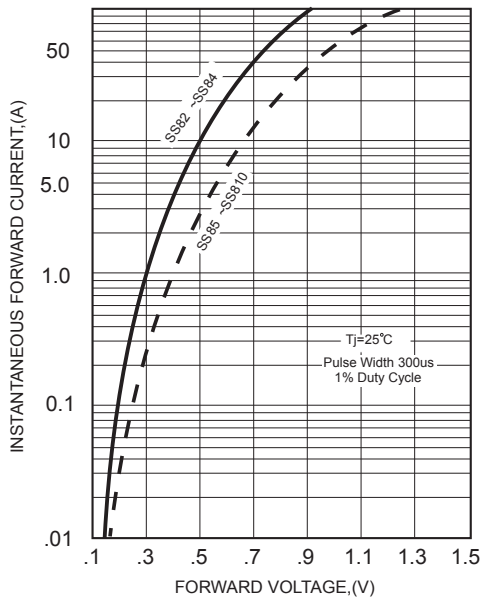
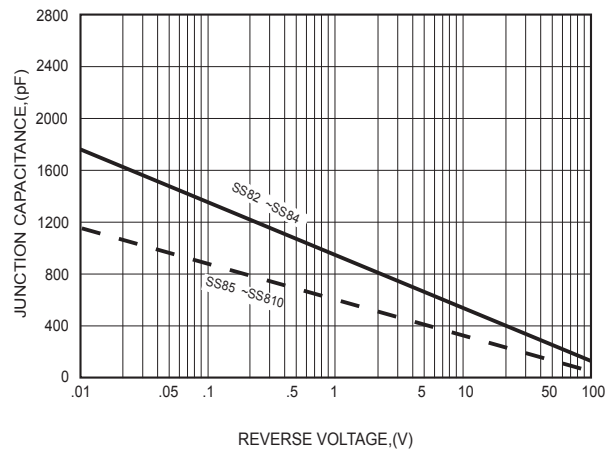


FIG.4-TYPICAL JUNCTION CAPACITANCE



PACKAGE	SPQ/PCS	CARTON SPQ/PCS	CARTON SIZE/CM	CARTON GW/KG	CARTON NW/KG
SMC	3000/REEL	42000	36X36X36.5	18.50	15.50

X-ON Electronics

Largest Supplier of Electrical and Electronic Components

Click to view similar products for [Schottky Diodes & Rectifiers](#) category:

Click to view products by [LGE](#) manufacturer:

Other Similar products are found below :

[MA4E2039](#) [MA4E2508M-1112](#) [MBR10100CT-BP](#) [MBR1545CT](#) [MMBD301M3T5G](#) [GS1JE-TP](#) [RB160M-50TR](#) [BAS16E6433HTMA1](#)
[BAS 3010S-02LRH E6327](#) [BAT 54-02LRH E6327](#) [NSR05F40QNXT5G](#) [NSVR05F40NXT5G](#) [NTE555](#) [JANS1N6640](#) [SB07-03C-TB-H](#)
[SK310-T](#) [SK33A-TP](#) [SK34B-TP](#) [SS3003CH-TL-E](#) [PDS3100Q-7](#) [GA01SHT18](#) [CRS10I30A\(TE85L,QM](#) [MA4E2501L-1290](#)
[MBRB30H30CT-1G](#) [DMJ3940-000](#) [SB007-03C-TB-E](#) [SK32A-TP](#) [SK33B-TP](#) [SK35A-TP](#) [SK38B-LTP](#) [SK38B-TP](#) [NRVBM120LT1G](#)
[NTE505](#) [NTSB30U100CT-1G](#) [VS-6CWQ10FNHM3](#) [CRG04\(T5L,TEMQ\)](#) [ACDBA1100LR-HF](#) [ACDBA1200-HF](#) [ACDBA2100-HF](#)
[ACDBA240-HF](#) [ACDBA3100-HF](#) [CDBQC0530L-HF](#) [ACDBA260LR-HF](#) [ACDBA1100-HF](#) [MA4E2502L-1246](#) [10BQ060-M3/5BT](#)
[NRVB130LSFT1G](#) [CRS08TE85LQM](#) [PMAD1108-LF](#) [B120Q-13-F](#)