

US2A-US2M



Surface Mount Rectifiers

REVERSE VOLTAGE: 50 - 1000 V
FORWARD CURRENT: 2.0 A

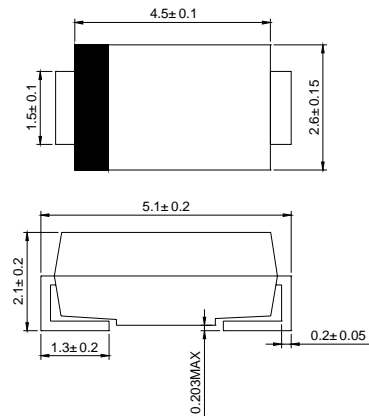
Features

- ◇ Plastic package has underwriters laboratories flammability classification 94V-0
- ◇ For surface mount applications
- ◇ Glass passivated chip junctions
- ◇ Low profile package
- ◇ Easy pick and place
- ◇ Ultrafast recovery times for high efficiency
- ◇ Low forward voltage, low power loss
- ◇ Built-in strain relief, ideal for automated placement
- ◇ High temperature soldering:
250°C/10 seconds on terminals

Mechanical Data

- ◇ Case: JEDEC DO-214AC, molded plastic body over passivated chip
- ◇ Polarity: Color band denotes cathode end
- ◇ Weight: 0.002 ounces, 0.064 gram

DO-214AC(SMA)



Dimensions in millimeters

MAXIMUM RATINGS AND ELECTRICAL CHARACTERISTICS

Ratings at 25°C ambient temperature unless otherwise specified

Device marking code		US2A	US2B	US2D	US2G	US2J	US2K	US2M	UNITS
Maximum repetitive peak reverse voltage	V_{RRM}	50	100	200	400	600	800	1000	V
Maximum RMS voltage	V_{RWS}	35	70	140	280	420	560	700	V
Maximum DC blocking voltage	V_{DC}	50	100	200	400	600	800	1000	V
Maximum average forward rectified current @ $T_L=90^\circ\text{C}$	$I_{F(AV)}$	2.0							A
Peak forward surge current 8.3ms single half-sine-wave superimposed on rated load (JEDEC Method)	I_{FSM}	50							A
Maximum instantaneous forward voltage at 2A	V_F	1.0				1.7			V
Maximum DC reverse current @ $T_A=25^\circ\text{C}$ at rated DC blocking voltage @ $T_A=100^\circ\text{C}$	I_R	10				350			μA
Maximum reverse recovery time at $I_F=0.5\text{A}$ $I_R=1.0\text{A}$ $I_{rr}=0.25\text{A}$	t_{rr}	50				75			ns
Typical junction capacitance at 4.0V, 1MHz	C_J	50				30			pF
Maximum thermal resistance (NOTE1)	$R_{\theta JA}$ $R_{\theta JL}$	50 18							$^\circ\text{C/W}$
Operating temperature range	T_J	-55-----+150							$^\circ\text{C}$
Storage temperature range	T_{STG}	-55-----+150							$^\circ\text{C}$

NOTE: 1.P.C.B.mounted on 0.2X0.2"(5.0X5.0mm)copper pad area

Ratings AND Characteristic Curves

FIG.1 – FORWARD CURRENT DERATING CURVE

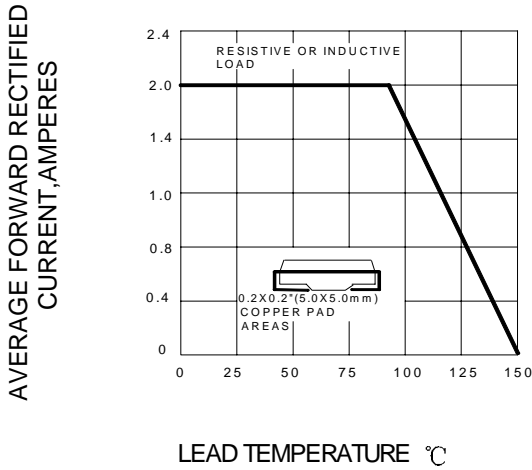


FIG.2 – MAXIMUM NON-REPETITIVE PEAK FORWARD SURGE CURRENT

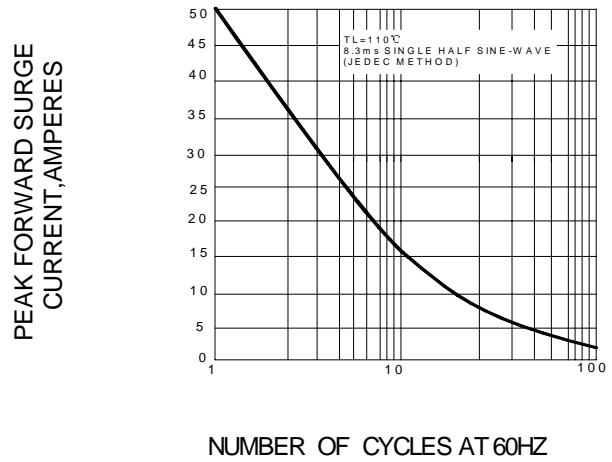


FIG.3 – TYPICAL INSTANTANEOUS FORWARD CHARACTERISTICS

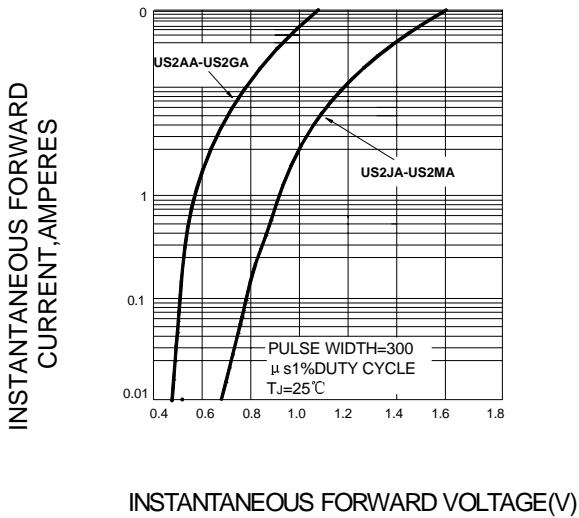


FIG.4 – TYPICAL REVERSE CHARACTERISTICS

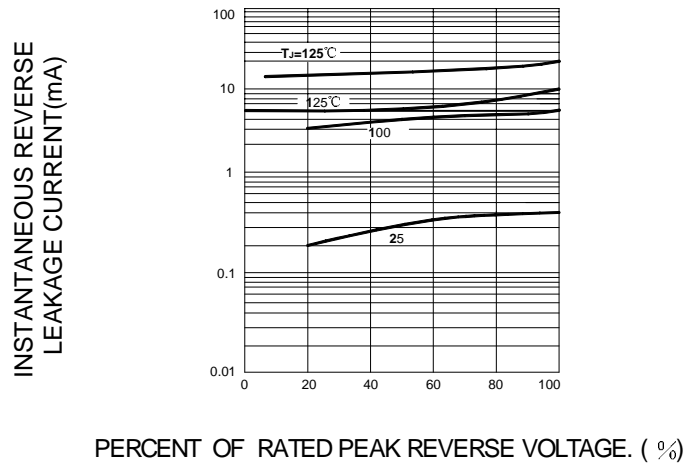


FIG.5 – TYPICAL JUNCTION CAPACITANCE

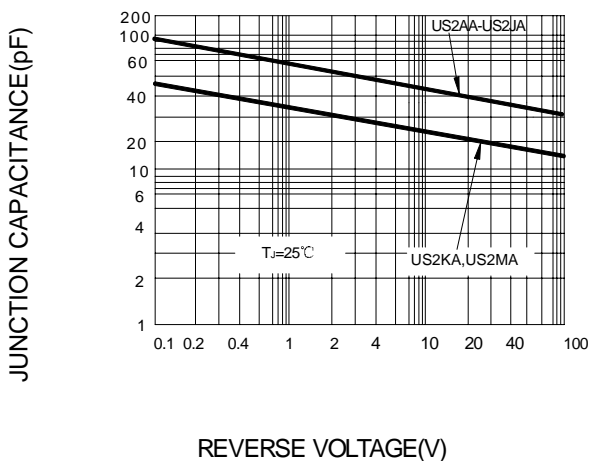
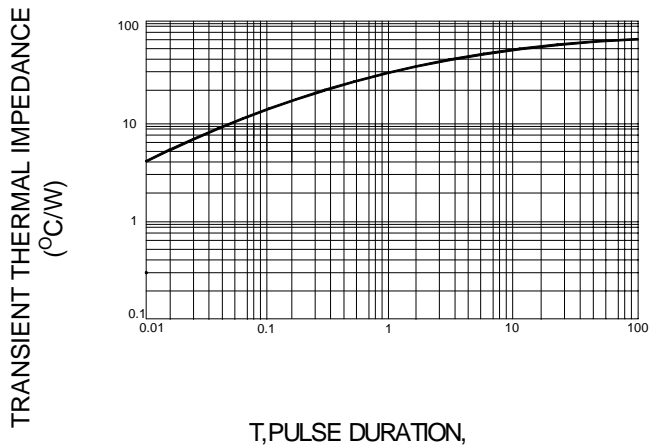


FIG.6 – TYPICAL TRANSIENT THERMAL IMPEDANCE



X-ON Electronics

Largest Supplier of Electrical and Electronic Components

Click to view similar products for [Rectifiers](#) category:

Click to view products by [LGE](#) manufacturer:

Other Similar products are found below :

[70HFR40](#) [FR105 R0](#) [RL252-TP](#) [150KR30A](#) [1N5397](#) [1N4002G](#) [1N4005-TR](#) [UFS120Je3/TR13](#) [JANS1N6640US](#) [481235F](#)
[RRE02VS6SGTR](#) [067907F](#) [MS306](#) [70HF40](#) [T110HF60](#) [T85HFL60S02](#) [US2JFL-TP](#) [A1N5404G-G](#) [CRS12\(T5L,TEMQ\)](#) [ACGRB207-HF](#)
[CLH07\(TE16L,Q\)](#) [CLH03\(TE16L,Q\)](#) [ACGRC307-HF](#) [ACEFC304-HF](#) [NTE6356](#) [NTE6359](#) [85HFR60](#) [40HFR60](#) [70HF120](#) [85HFR80](#)
[D126A45C](#) [SCF7500](#) [D251N08B](#) [SCHJ22.5K](#) [SM100](#) [SCPA2](#) [SDHD5K](#) [ACGRA4001-HF](#) [D1821SH45T PR](#) [D1251S45T](#) [NTE6358](#)
[NTE5850](#) [NTE5819](#) [NTE5837](#) [NTE5892](#) [NTE5900](#) [NTE5911](#) [NTE5915](#) [NTE5921](#) [NTE6104](#)