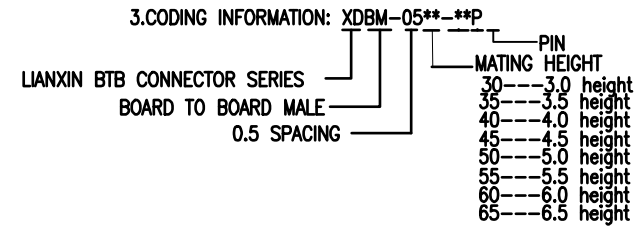


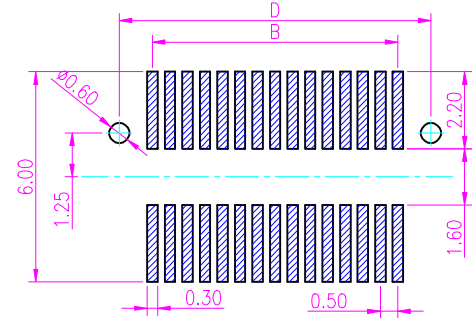
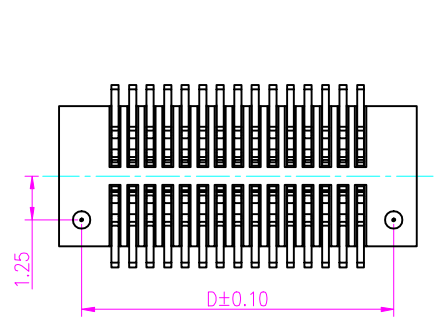
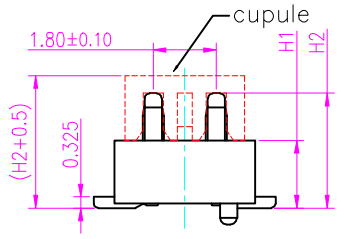
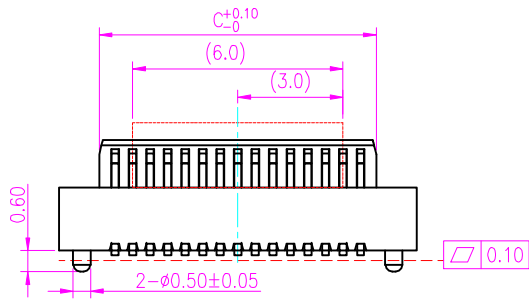
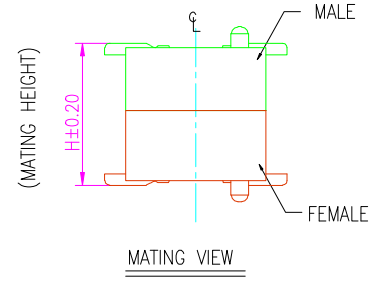
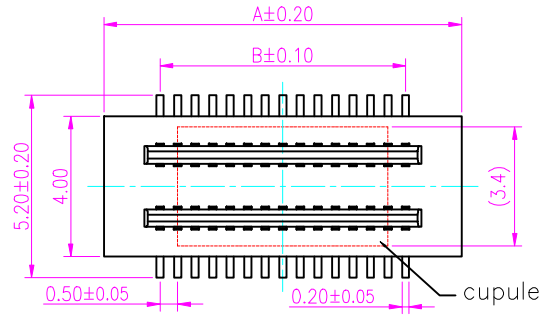
1 2 3 4 5 6 7 8 9 0

NOTES:

- 1. HOUSING: HIGH-TEMP THERMOPLASTIC UL94V-0 COLOR:BLACK
- 2. TERMINAL: PHOSPHOR BRONZE
PLATING: 1μ" GOLD FLASH OVERALL 50~100μ" NICKEL UNDER PLATED.
- 3. CODING INFORMATION: XDBM-05**--**P



MATING HEIGHT	3.0	3.5	4.0	4.5	5.0	5.5	6.0	6.5
MALE H1	0.925	1.425	1.925	1.025	1.525	2.025	2.525	3.025
FEMALE H2	2.125 3.525							
MALE H2	2.275	2.775	3.275	2.925	3.425	3.925	4.425	4.925



No. of contacts	Dimensions				No. of contacts	Dimensions			
	A	B	C	D		A	B	C	D
2*4	4.7	1.5	2.4	3.4	2*33	19.2	18.0	16.9	17.9
2*5	5.2	2.0	2.9	3.9	2*34	19.7	18.5	17.4	18.4
2*6	5.7	2.5	3.4	4.4	2*35	20.2	17.0	17.9	18.9
2*7	6.2	3.0	3.9	4.9	2*36	20.7	17.5	18.4	19.4
2*8	6.7	3.5	4.4	5.4	2*37	21.2	18.0	18.9	19.9
2*9	7.2	4.0	4.9	5.9	2*38	21.7	18.5	19.4	20.4
2*10	7.7	4.5	5.4	6.4	2*39	22.2	19.0	19.9	20.9
2*11	8.2	5.0	5.9	6.9	2*40	22.7	19.5	20.4	21.4
2*12	8.7	5.5	6.4	7.4	2*41	23.2	20.0	20.9	21.9
2*13	9.2	6.0	6.9	7.9	2*42	23.7	20.5	21.4	22.4
2*14	9.7	6.5	7.4	8.4	2*43	24.2	21.0	21.9	22.9
2*15	10.2	7.0	7.9	8.9	2*44	24.7	21.5	22.4	23.4
2*16	10.7	7.5	8.4	9.4	2*45	25.2	22.0	22.9	23.9
2*17	11.2	8.0	8.9	9.9	2*46	25.7	22.5	23.4	24.4
2*18	11.7	8.5	9.4	10.4	2*47	26.2	23.0	23.9	24.9
2*19	12.2	9.0	9.9	10.9	2*48	26.7	23.5	24.4	25.4
2*20	12.7	9.5	10.4	11.4	2*49	27.2	24.0	24.9	25.9
2*21	13.2	10.0	10.9	11.9	2*50	27.7	24.5	25.4	26.4
2*22	13.7	10.5	11.4	12.4	2*51	28.2	25.0	25.9	26.9
2*23	14.2	11.0	11.9	12.9	2*52	28.7	25.5	26.4	27.4
2*24	14.7	11.5	12.4	13.4	2*53	29.2	26.0	26.9	27.9
2*25	15.2	12.0	12.9	13.9	2*54	29.7	26.5	27.4	28.4
2*26	15.7	12.5	13.4	14.4	2*55	30.2	27.0	27.9	28.9
2*27	16.2	13.0	13.9	14.9	2*56	30.7	27.5	28.4	29.4
2*28	16.7	13.5	14.4	15.4	2*57	31.2	28.0	28.9	29.9
2*29	17.2	14.0	14.9	15.9	2*58	31.7	28.5	29.4	30.4
2*30	17.7	14.5	15.4	16.4	2*59	32.2	29.0	29.9	30.9
2*31	18.2	15.0	15.9	16.9	2*60	32.7	29.5	30.4	31.4
2*32	18.7	15.5	16.4	17.4					

RECOMMENDED PCB PATTERN DIM.

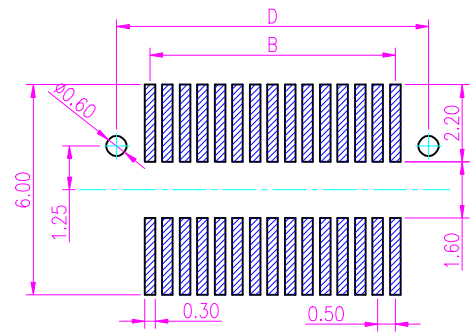
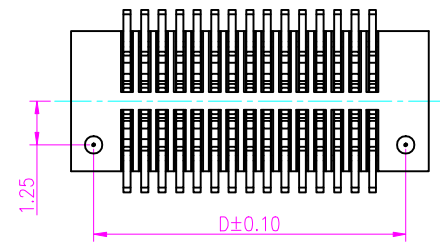
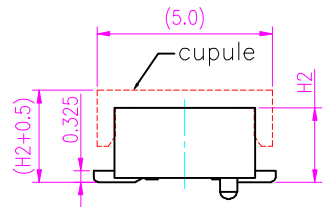
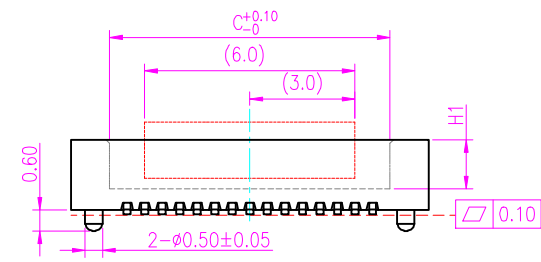
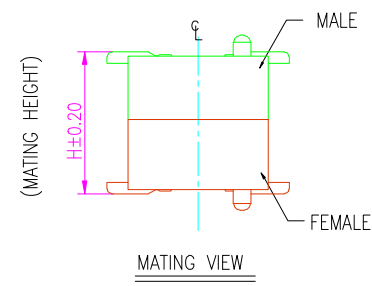
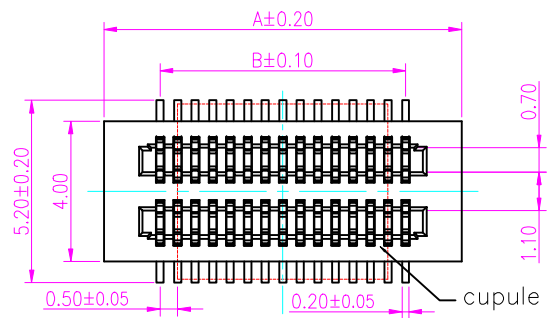
TOLERANCE : ±0.05

CUSTOMER: 深圳市连欣科技有限公司

REV: A	SIZE: A4	GENERAL TOLERANCE UNLESS OTHERWISE SPECIFIED	PART NO: XDBM-05**--**P
UNIT: mm	SCALE: 5:1	X.X ±0.25 X.XX ±0.15 X.XXX	TITLE: 0.5 BOARD TO BOARD SMT V/T TYPE MALE
SHEET NO: 1 OF 1	ANG. 0°30'	DRAWN BY: Kevin 2012-12-02	CHECKED BY: APPROVED BY:

SER	REVISIONS	CHK	DATE

1 2 3 4 5 6 7 8 9 0

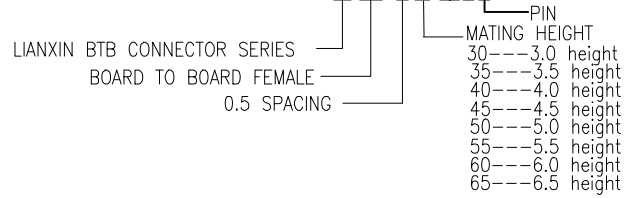


RECOMMENDED PCB PATTERN DIM.
TOLERANCE : ±0.05

NOTES:

- 1.HOUSING: HIGH-TEMP THERMOPLASTIC UL94V-0 COLOR:BLACK
- 2.TERMINAL:PHOSPHOR BRONZE
PLATING:1μ" GOLD FLASH OVERALL 50~100μ" NICKEL UNDER PLATED.

3.CODING INFORMATION: XDBF-05**-**P



MATING HEIGHT	3.0	3.5	4.0	4.5	5.0	5.5	6.0	6.5
FEMALE H1	1.40		2.00					
FEMALE H2	2.125		3.525					
MALE H1	0.925	1.425	1.925	1.025	1.525	2.025	2.525	3.025

0.5 BOARD TO BOARD FEMALE

No. of contacts	Dimensions				No. of contacts	Dimensions			
	A	B	C	D		A	B	C	D
2*4	4.7	1.5	2.5	3.4	2*33	19.2	18.0	17.0	17.9
2*5	5.2	2.0	3.0	3.9	2*34	19.7	18.5	17.5	18.4
2*6	5.7	2.5	3.5	4.4	2*35	20.2	17.0	18.0	18.9
2*7	6.2	3.0	4.0	4.9	2*36	20.7	17.5	18.5	19.4
2*8	6.7	3.5	4.5	5.4	2*37	21.2	18.0	19.0	19.9
2*9	7.2	4.0	5.0	5.9	2*38	21.7	18.5	19.5	20.4
2*10	7.7	4.5	5.5	6.4	2*39	22.2	19.0	20.0	20.9
2*11	8.2	5.0	6.0	6.9	2*40	22.7	19.5	20.5	21.4
2*12	8.7	5.5	6.5	7.4	2*41	23.2	20.0	21.0	21.9
2*13	9.2	6.0	7.0	7.9	2*42	23.7	20.5	21.5	22.4
2*14	9.7	6.5	7.5	8.4	2*43	24.2	21.0	22.0	22.9
2*15	10.2	7.0	8.0	8.9	2*44	24.7	21.5	22.5	23.4
2*16	10.7	7.5	8.5	9.4	2*45	25.2	22.0	23.0	23.9
2*17	11.2	8.0	9.0	9.9	2*46	25.7	22.5	23.5	24.4
2*18	11.7	8.5	9.5	10.4	2*47	26.2	23.0	24.0	24.9
2*19	12.2	9.0	10.0	10.9	2*48	26.7	23.5	24.5	25.4
2*20	12.7	9.5	10.5	11.4	2*49	27.2	24.0	25.0	25.9
2*21	13.2	10.0	11.0	11.9	2*50	27.7	24.5	25.5	26.4
2*22	13.7	10.5	11.5	12.4	2*51	28.2	25.0	26.0	26.9
2*23	14.2	11.0	12.0	12.9	2*52	28.7	25.5	26.5	27.4
2*24	14.7	11.5	12.5	13.4	2*53	29.2	26.0	27.0	27.9
2*25	15.2	12.0	13.0	13.9	2*54	29.7	26.5	27.5	28.4
2*26	15.7	12.5	13.5	14.4	2*55	30.2	27.0	28.0	28.9
2*27	16.2	13.0	14.0	14.9	2*56	30.7	27.5	28.5	29.4
2*28	16.7	13.5	14.5	15.4	2*57	31.2	28.0	29.0	29.9
2*29	17.2	14.0	15.0	15.9	2*58	31.7	28.5	29.5	30.4
2*30	17.7	14.5	15.5	16.4	2*59	32.2	29.0	30.0	30.9
2*31	18.2	15.0	16.0	16.9	2*60	32.7	29.5	30.5	31.4
2*32	18.7	15.5	16.5	17.4					

CUSTOMER: 深圳市连欣科技有限公司

REV: A	SIZE: A4	GENERAL TOLERANCE UNLESS OTHERWISE SPECIFIED	PART NO: XDBF-05**-**P
UNIT: mm	SCALE: 5:1	X.X ±0.25 X.XX ±0.15 X.XXX	TITLE: 0.5 BOARD TO BOARD SMT V/T TYPE FEMALE
SHEET NO: 1 OF 1	ANG: 0°30'	DRAWN BY: Kavin 2012-12-02	CHECKED BY: APPROVED BY:

SER	REVISIONS	CHK	DATE

X-ON Electronics

Largest Supplier of Electrical and Electronic Components

Click to view similar products for [Board to Board & Mezzanine Connectors](#) category:

Click to view products by [Lian Xin](#) manufacturer:

Other Similar products are found below :

[589158040000018](#) [MDF7C-18P-2.54DSA\(55\)](#) [FCN-268F036-G/BD](#) [FCN-268M012-G/0D](#) [FCN-268M024-G/1D](#) [MIS-048-01-F-D-DP-K](#)
[832-10-034-10-001000](#) [FX4C-80S-1.27DSA](#) [93696-330](#) [224393](#) [FCN-235D050-G/C](#) [210-93-314-41-105000](#) [MDF7-40DP-2.54DSA\(55\)](#)
[55323-1519](#) [069159702701000](#) [101A10019X](#) [105061100000861+](#) [75140-7012](#) [87471-650](#) [1744382-4](#) [063209](#) [10124054-515LF](#) [68685-603](#)
[8-1616154-3](#) [541371078](#) [IL-WX-10PB-HF-B-E1000E](#) [FX23-40P-0.5SV15B](#) [FCN-214J100-G/0](#) [354184](#) [P50-028-DDS-TG](#) [53309-2471](#)
[54546-2071](#) [1586617-1](#) [504248-1210](#) [504248-2010](#) [1-1437355-2](#) [9159005551906](#) [NDS100-004-BF](#) [93696-730LF](#) [91922-31141LF](#) [505274-](#)
[3440](#) [501493-2410](#) [504208-3410](#) [505006-0811](#) [505274-2040](#) [202436-1600](#) [202477-0414](#) [71660-7580](#) [73420-5192](#) [360-10-107-00-001000](#)