




















































































## CONDUCTIVE BOXES + SMD-BOXES




























































- SMD COLLAPSIBLE BOXES
- SMD BOXES
- SMD CABINETS
- SMD SPOOL STANDS
- CONDUCTIVE CABINETS
- CONDUCTIVE BOXES
- CONDUCTIVE CASES



SMD boxes – non-conductive

		Art. No.	Lid	Bottom part	Inside dimensions	Characteristics	
N 1		SMD-Box N 1-2-3-2-1	transparent		16 x 12 x 15	non-conductive	
		SMD-Box N 1-2-3-4-1	transparent		16 x 12 x 15	non-conductive	
		SMD-Box N 1-2-3-6-1	transparent		16 x 12 x 15	non-conductive	
		SMD-Box N 1-2-3-7-1	transparent		16 x 12 x 15	non-conductive	
		SMD-Box N 1-2-3-8-1	transparent		16 x 12 x 15	non-conductive	
		SMD-Box N 1-2-2-2-2				16 x 12 x 15	non-conductive
		SMD-Box N 1-2-2-4-4				16 x 12 x 15	non-conductive
		SMD-Box N 1-2-2-6-6				16 x 12 x 15	non-conductive
		SMD-Box N 1-2-2-7-7				16 x 12 x 15	non-conductive
		SMD-Box N 1-2-2-8-8				16 x 12 x 15	non-conductive
N 2		SMD-Box N 2-2-3-2-1	transparent		37 x 12 x 15	non-conductive	
		SMD-Box N 2-2-3-4-1	transparent		37 x 12 x 15	non-conductive	
		SMD-Box N 2-2-3-6-1	transparent		37 x 12 x 15	non-conductive	
		SMD-Box N 2-2-3-7-1	transparent		37 x 12 x 15	non-conductive	
		SMD-Box N 2-2-3-8-1	transparent		37 x 12 x 15	non-conductive	
		SMD-Box N 2-2-2-2-2				37 x 12 x 15	non-conductive
		SMD-Box N 2-2-2-4-4				37 x 12 x 15	non-conductive
		SMD-Box N 2-2-2-6-6				37 x 12 x 15	non-conductive
		SMD-Box N 2-2-2-7-7				37 x 12 x 15	non-conductive
		SMD-Box N 2-2-2-8-8				37 x 12 x 15	non-conductive
N 3		SMD-Box N 3-2-3-2-1	transparent		41 x 37 x 15	non-conductive	
		SMD-Box N 3-2-3-4-1	transparent		41 x 37 x 15	non-conductive	
		SMD-Box N 3-2-3-6-1	transparent		41 x 37 x 15	non-conductive	
		SMD-Box N 3-2-3-7-1	transparent		41 x 37 x 15	non-conductive	
		SMD-Box N 3-2-3-8-1	transparent		41 x 37 x 15	non-conductive	
		SMD-Box N 3-2-2-2-2				41 x 37 x 15	non-conductive
		SMD-Box N 3-2-2-4-4				41 x 37 x 15	non-conductive
		SMD-Box N 3-2-2-6-6				41 x 37 x 15	non-conductive
		SMD-Box N 3-2-2-7-7				41 x 37 x 15	non-conductive
		SMD-Box N 3-2-2-8-8				41 x 37 x 15	non-conductive
N 4		SMD-Box N 4-2-3-2-1	transparent		68 x 57 x 15	non-conductive	
		SMD-Box N 4-2-3-4-1	transparent		68 x 57 x 15	non-conductive	
		SMD-Box N 4-2-3-6-1	transparent		68 x 57 x 15	non-conductive	
		SMD-Box N 4-2-3-7-1	transparent		68 x 57 x 15	non-conductive	
		SMD-Box N 4-2-3-8-1	transparent		68 x 57 x 15	non-conductive	
		SMD-Box N 4-2-2-2-2				68 x 57 x 15	non-conductive
		SMD-Box N 4-2-2-4-4				68 x 57 x 15	non-conductive
		SMD-Box N 4-2-2-6-6				68 x 57 x 15	non-conductive
		SMD-Box N 4-2-2-7-7				68 x 57 x 15	non-conductive
		SMD-Box N 4-2-2-8-8				68 x 57 x 15	non-conductive
N 5		SMD-Box N 5-2-3-2-1	transparent		180 x 68 x 15	non-conductive	
		SMD-Box N 5-2-3-4-1	transparent		180 x 68 x 15	non-conductive	
		SMD-Box N 5-2-3-6-1	transparent		180 x 68 x 15	non-conductive	
		SMD-Box N 5-2-3-7-1	transparent		180 x 68 x 15	non-conductive	
		SMD-Box N 5-2-3-8-1	transparent		180 x 68 x 15	non-conductive	
		SMD-Box N 5-2-2-2-2				180 x 68 x 15	non-conductive
		SMD-Box N 5-2-2-4-4				180 x 68 x 15	non-conductive
		SMD-Box N 5-2-2-6-6				180 x 68 x 15	non-conductive
		SMD-Box N 5-2-2-7-7				180 x 68 x 15	non-conductive
		SMD-Box N 5-2-2-8-8				180 x 68 x 15	non-conductive


## SMD boxes – conductive – dissipative

		Art. No.	Lid	Bottom part	Inside dimensions	Characteristics
<b>N 1</b>		SMD-Box N 1-6-6-10-10	●	●	16 x 12 x 15	
		SMD-Box N 1-6-6-1 LS	transparent*	●	16 x 12 x 15	
		SMD-Box N 1-11-6-4-1 LS	transparent*	●	16 x 12 x 15	 
		SMD-Box N 1-11-6-6-1 LS	transparent*	●	16 x 12 x 15	 
		SMD-Box N 1-11-6-8-1 LS	transparent*	●	16 x 12 x 15	 
		Diss-SMD-Box N1-11-11-4-4	●	●	16 x 12 x 15	
		Diss-SMD-Box N1-11-11-6-6	●	●	16 x 12 x 15	
Diss-SMD-Box N1-11-11-8-8		●	●	16 x 12 x 15		
<b>N 2</b>		SMD-Box N 2-6-6-10-10	●	●	37 x 12 x 15	
		SMD-Box N 2-6-6-10-1 LS	transparent*	●	37 x 12 x 15	
		SMD-Box N 2-11-6-4-1 LS	transparent*	●	37 x 12 x 15	 
		SMD-Box N 2-11-6-6-1 LS	transparent*	●	37 x 12 x 15	 
		SMD-Box N 2-11-6-8-1 LS	transparent*	●	37 x 12 x 15	 
		Diss-SMD-Box N2-11-11-4-4	●	●	37 x 12 x 15	
		Diss-SMD-Box N2-11-11-6-6	●	●	37 x 12 x 15	
Diss-SMD-Box N2-11-11-8-8		●	●	37 x 12 x 15		
<b>N 3</b>		SMD-Box N 3-6-6-10-10	●	●	41 x 37 x 15	
		SMD-Box N 3-6-6-10-1 LS	transparent*	●	41 x 37 x 15	
		SMD-Box N 3-11-6-4-1 LS	transparent*	●	41 x 37 x 15	 
		SMD-Box N 3-11-6-6-1 LS	transparent*	●	41 x 37 x 15	 
		SMD-Box N 3-11-6-8-1 LS	transparent*	●	41 x 37 x 15	 
		Diss-SMD-Box N3-11-11-4-4	●	●	41 x 37 x 15	
		Diss-SMD-Box N3-11-11-6-6	●	●	41 x 37 x 15	
Diss-SMD-Box N3-11-11-8-8		●	●	41 x 37 x 15		
<b>N 4</b>		SMD-Box N 4-6-6-10-10	●	●	68 x 57 x 15	
		SMD-Box N 4-6-6-10-1 LS	transparent*	●	68 x 57 x 15	
		SMD-Box N 4-11-6-4-1 LS	transparent*	●	68 x 57 x 15	 
		SMD-Box N 4-11-6-6-1 LS	transparent*	●	68 x 57 x 15	 
		SMD-Box N 4-11-6-8-1 LS	transparent*	●	68 x 57 x 15	 
		Diss-SMD-Box N4-11-11-4-4	●	●	68 x 57 x 15	
		Diss-SMD-Box N4-11-11-6-6	●	●	68 x 57 x 15	
Diss-SMD-Box N4-11-11-8-8		●	●	68 x 57 x 15		
<b>N 5</b>		SMD-Box N 5-6-6-10-10	●	●	180 x 68 x 15	
		SMD-Box N 5-6-6-10-1 LS	transparent*	●	180 x 68 x 15	


Dimensions subject to errors and corrections!

\*transparent = smoke-crystal clear with vapour-deposited conductive layer as surface


## SMD CABINETS WITH CHIP CONTAINERS




Art. No. **144 SMD-Boxen N1**  
fitting exactly into **A 1-4/16-6-10**  
Inside Dimensions 340 x 250 x 22




Art. No. SMD cabinet **A 1-4 Bunt 144**  
Cabinet with 3 drawers incl.  
3 x 144 = 432 pcs




Art. No. SMD cabinet **A 1-4 ESD 144**  
Cabinet with 3 drawers incl.  
3 x 144 = 432 pcs




Art. No. **72 SMD-Boxen N2**  
fitting exactly into **A 1-4/16-6-10**  
Inside Dimensions 340 x 250 x 22




Art. No. SMD cabinet **A 1-4 Bunt 72**  
Cabinet with 3 drawers incl.  
3 x 72 = 216 pcs




Art. No. SMD cabinet **A 1-4 ESD 72**  
Cabinet with 3 drawers incl.  
3 x 72 = 216 pcs




Art. No. **36 SMD-Boxen N3**  
fitting exactly into **A 1-4/16-6-10**  
Inside Dimensions 340 x 250 x 22




Art. No. SMD cabinet **A 1-4 Bunt 36**  
Cabinet with 3 drawers incl.  
3 x 36 = 108 pcs




Art. No. SMD cabinet **A 1-4 ESD 36**  
Cabinet with 3 drawers incl.  
3 x 36 = 108 pcs



Art. No. **16 SMD-Boxen N4**  
fitting exactly into **A 1-4/16-6-10**  
Inside Dimensions 340 x 250 x 22




Art. No. SMD cabinet **A 1-4 Bunt 16**  
Cabinet with 3 drawers incl.  
3 x 16 = 48 pcs




Art. No. SMD cabinet **A 1-4 ESD 16**  
Cabinet with 3 drawers incl.  
3 x 16 = 48 pcs






Art. No. **A 1-4/4 Bunt MIX**  
 Multicoloured cabinet (not ESD) with 4 drawers  
 various SMD collapsible boxes per drawer, sizes N1-N4  
 (cf. page 60)



Art. No. **A 1-4/4 ESD MIX**  
 Conductive cabinet with 4 drawers  
 various SMD collapsible boxes per drawer, sizes N1-N4  
 (cf. page 75)



Art. No. **144 SMD-Boxen N1**      **72 SMD-Boxen N2**      **36 SMD-Boxen N3**      **16 SMD-Boxen N4**



Art. No. **SMD-Rollboy Single N1**  
 Art. No. **SMD-Rollboy Single N2**  
 Art. No. **SMD-Rollboy Single N3**  
 Art. No. **SMD-Rollboy Single N4**  
 Art. No. **SMD-Rollboy Single Mix** (on request)



Art. No. **SMD-EGB-Rollboy Single N1**  
 Art. No. **SMD-EGB-Rollboy Single N2**  
 Art. No. **SMD-EGB-Rollboy Single N3**  
 Art. No. **SMD-EGB-Rollboy Single N4**  
 Art. No. **SMD-EGB-Rollboy Single Mix** (on request)

## SMD SPOOL RACK



Art. No. **V 11-4** (not conductive)  
with 25 variable partitions and  
continuous identification rail  
(for spools up to 250 mm Ø)

Basic dimensions 450 x 240

Colours



Art. No. **V 11-7**  
with 25 variable partitions and  
continuous identification rail  
(for spools up to 330 mm Ø)

Basic dimensions 455 x 315

Colours



Art. No. **V 11-14**  
with 10 variable partitions and  
continuous identification rail  
(for spools up to 380 mm Ø)

Basic dimensions 455 x 360

Colours



Art. No. **V 11-4-6-10** (conductive)  
with 25 variable partitions and  
continuous identification rail  
(for spools up to 250 mm Ø)

Basic dimensions 450 x 240

Colours



Art. No. **V 11-7-6-10** (conductive)  
with 25 variable partitions and  
continuous identification rail  
(for spools up to 330 mm Ø)

Basic dimensions 455 x 315

Colours



Art. No. **V 11-14-6-10** (conductive)  
with 10 variable partitions and  
continuous identification rail  
(for spools up to 380 mm Ø)

Basic dimensions 455 x 360

Colours



Art. No. **V 11-8-6-10** (conductive)  
Spool stands for horizontal storage  
of SMD spools up to 180 mm Ø  
(First in/first out)

Outside dimensions 186 x 173 x 210

Inside dimensions 182 x 169 x 190



Art. No. **V 11-9-6-10** (conductive)  
Spool stands for horizontal storage  
of SMD spools up to 330 mm Ø  
(First in/first out)

Outside dimensions 339 x 319 x 210

Inside dimensions 335 x 315 x 190



Art. No. **V 11-15-6-10** (conductive)  
Spool stands for horizontal storage  
of SMD spools up to 380 mm Ø  
(First in/first out)

Outside dimensions 380 x 370 x 250

Inside dimensions 375 x 365 x 230

## SMD CABINETS WITH ROUND BOXES FOR CHIPS




Art. No. **V 11-5**  
SMD packing set with 32 cavities  
18 Ø x 12 mm with individual  
top cover (non-conductive)



Art. No. **A 1-3 SMD**  
for 6 pcs **V 11-5** (without top cover)


Art. No. **A 1-3 SMD NORMAL**  
non conductive




Art. No. SMD cabinet **A 1-1 SMD** Liastat  
6-fold cabinets with inserts and  
6 x 42 round boxes **V 1-12-6-10**  
27 Ø x 13




Art. No. SMD cabinet **A 1-1 SMD white**



Art. No. SMD cabinet **A 1-1 SMD yellow**



Art. No. SMD cabinet **A 1-1 SMD green**




Art. No. SMD cabinet **A 1-1 SMD red**



Art. No. SMD cabinet **A 1-1 SMD blue**



Art. No. SMD cabinet **A 1-1 SMD/5 bunt**



Art. No. **V 11-3**  
SMD packing set with 60 boxes  
and foam grid



Art. No. **V 11-1**  
SMD packing set with 130 boxes  
and foam grid

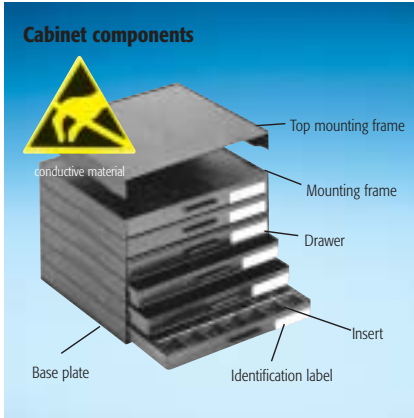
Art. No. **V 4-1**  
6 x 6 x 19 mm  
(non conductive)

Art. No. **V 4-1**  
6 x 6 x 19 mm  
(non conductive)






## SERIES A 1-1 DRAWER FORMAT




Art. No. **A 1-1 S** 6-fold Liostat  
 Drawer 261 x 238 x 20 (inside)  
 Characteristics conductive




Art. No. **SK 730-6-10**  
 Drawer 261 x 238 x 20 (inside)  
 Characteristics conductive  
 Note Please order inserts and identification labels separately



Art. No. **A 1-1 SMD** complete with round boxes  
 Drawer 261 x 238 x 20 (inside)  
 Characteristics conductive  
 Note Please order identification labels separately, further designs (clear boxes with conducting layer) see page 73



Art. No. **A 1-1/16-6-10** as stackable box  
 Inside dimensions 261 x 238 x 20  
 Characteristics conductive

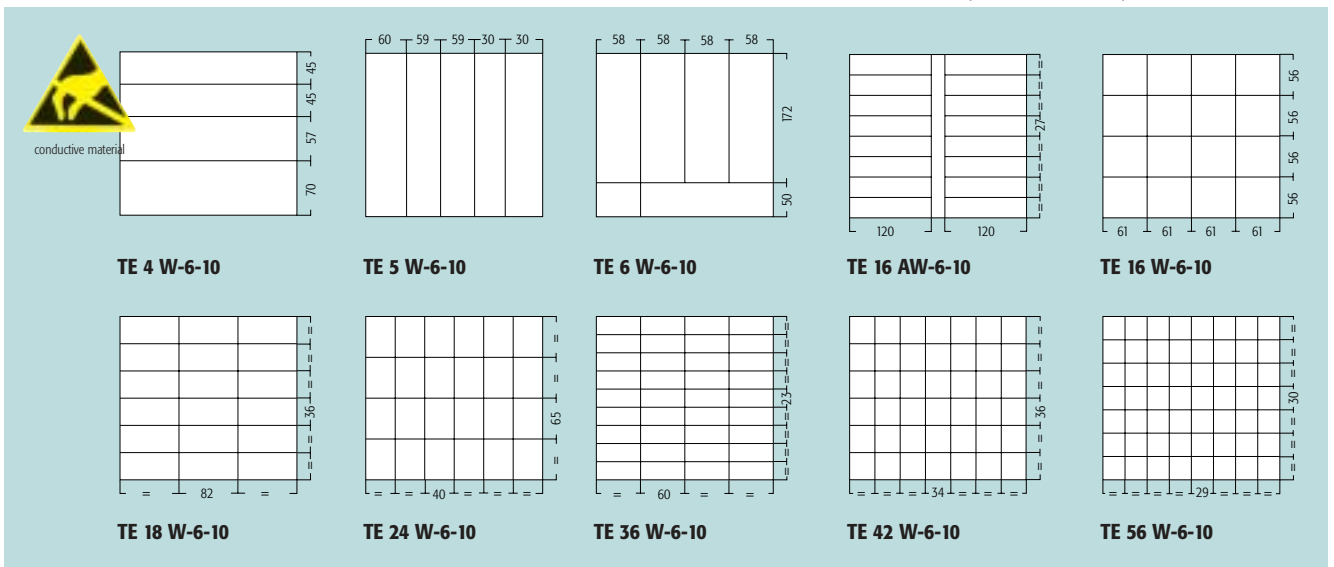


Art. No. **A 1-1/16-6-10** bottom part  
 Art. No. **+ A 1-1/4-6-10** lid as flat box  
 Inside dimensions 261 x 238 x 20  
 Characteristics conductive




Art. No. **A 1-1/16-6-10** bottom part  
 Art. No. **+ A 1-1/4-6-10** lid  
 Art. No. **+ TE ... W-6-10** insert see below as assortment case  
 Inside dimensions 261 x 238 x 20  
 Characteristics conductive

## VACUM FORMED STANDARD DRAWER INSERTS Conductive version Liostat \*) black, inside dimension of compartments, inside depth 16 mm






## SERIES A 1-1 DRAWER FORMAT




Art. No. **A 1-4** 9-fold Liastat  
 Drawer 340 x 250 x 22 (inside)  
 Characteristics conductive  
 Note Please order inserts and identification labels separately




Art. No. **SK 734-6-10**  
 Drawer 340 x 250 x 22 (inside)  
 Characteristics conductive  
 Note Please order inserts and identification labels separately, lateral hinge



Art. No. **A 1-4 Liacarry**  
 Drawer 340 x 250 x 22 (inside)  
 Characteristics conductive  
 Note Inserts, identification labels and declaration form pockets to be ordered separately, lateral hinge



Art. No. Drawer **A 1-4/16-6-10**  
 as stackable box  
 Inside dimensions 340 x 250 x 22  
 Characteristics conductive  
 Note

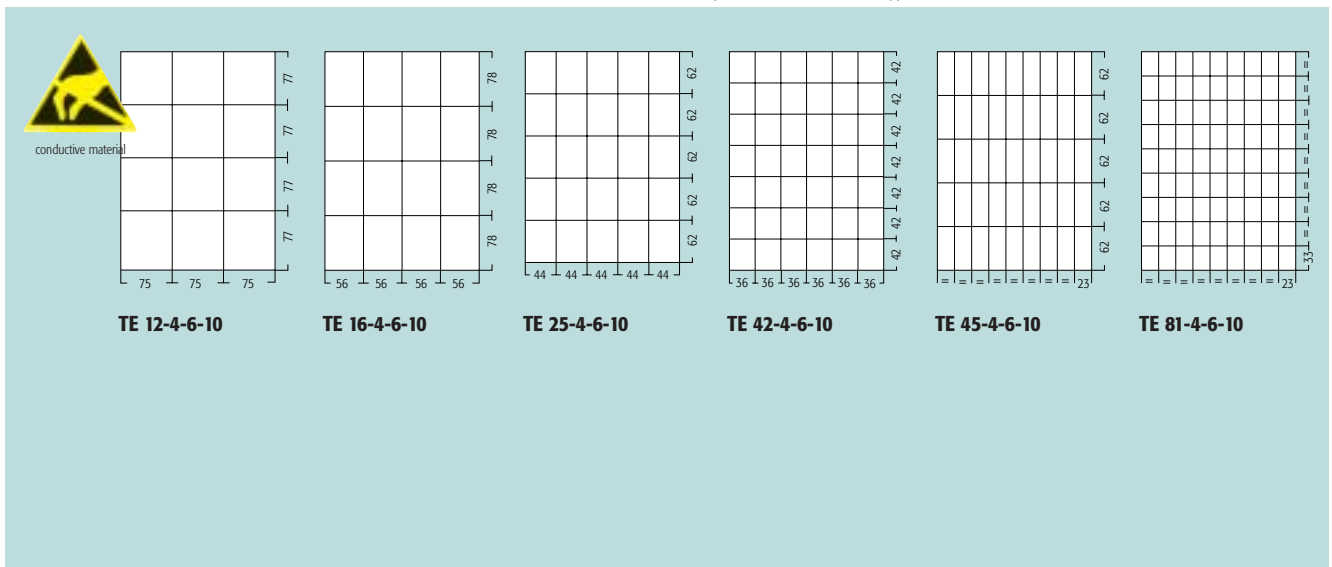


Art. No. **A 1-4/6 ESD insert** spare parts cabinet  
 Inside dimensions 340 x 250 x 22  
 Characteristics conductive /antistatic  
 3 drawers, insert with 42 subdivisions each  
 2 drawers, insert with 25 subdivisions each  
 1 drawer, insert with 16 subdivisions each



Art. No. **A 1-4/16-6-10** bottom part  
 Art. No. + **A 1-2/4-6-10** lid  
 Art. No. + **TE ... 4-6-10** insert  
 see below as assortment cases  
 Inside dimensions 340 x 250 x 22  
 Characteristics conductive

## VACUM FORMED STANDARD DRAWER INSERTS Inside dimensions of compartments, conductive type Liastat \*) black

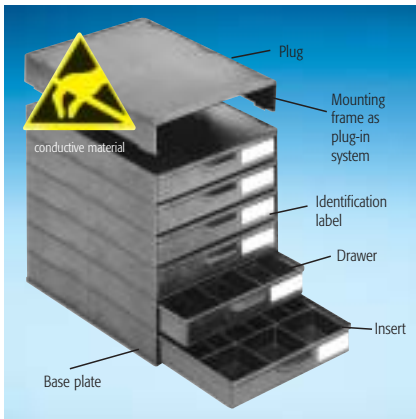


Dimensions in mm.

Dimensions subject to errors and corrections!

\* Material Liastat = conductive/antistatic material, black. Surface resistance according to fabrication criteria  $10^3-10^8$  Ohm.

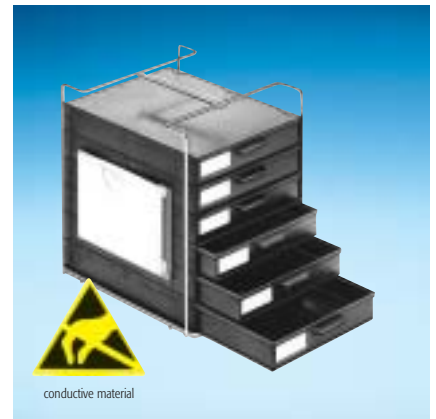
## SERIES A 1-2 DRAWER FORMAT



Art. No. **A 1-2 S 6-fold Liastat**  
 Drawer 340 x 250 x 40 (inside)  
 Characteristics conductive  
 Note Please order inserts and identification labels separately



Art. No. **SK 731-6-10**  
 Drawer 340 x 250 x 40 (inside)  
 Characteristics conductive  
 Note Please order inserts and identification labels separately, lateral hinge



Art. No. **A 1-2 Liacarry**  
 Drawer 340 x 250 x 40 (inside)  
 Characteristics conductive  
 Note Inserts, identification labels and declaration form pockets to be ordered separately, lateral hinge


### DETACHABLE DRAWER INSERTS, conductive type Liastat \*) black, standard type grey and white

	24	12	6
grey	SE 24-2-2-9	SE 12-2-2-9	SE 6-2-2-9
white	SE 24-2-2-2	SE 12-2-2-2	SE 6-2-2-2
EGB	SE 24-2-6-10	SE 12-2-6-10	SE 6-2-6-10
outside	62 x 56 x 33 mm	112 x 62 x 33 mm	124 x 112 x 33 mm
inside	59 x 53 x 31 mm	109 x 59 x 31 mm	121 x 109 x 31 mm

Special size <b>V 6-28/2</b> ; 110 x 42 x 35 mm outside 18 pcs per box		

Drawers **A 1-2/16-6-10** with lid, **A 1-2/4-6-10** as flat box or with inserts as assortment box

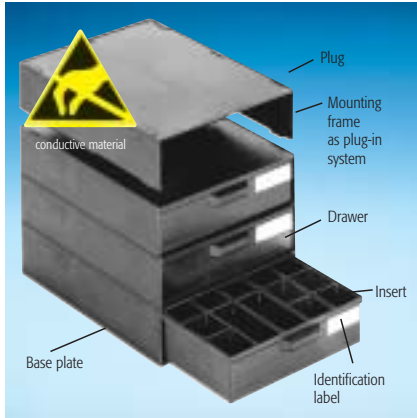


Art. No. **A 1-2/ESD selective cups** Service cabinet with 2 drawers with 24, 2 drawers with 12 and 2 drawers with 6 selective cups each  
 Inside dimensions 340 x 250 x 40  
 Characteristics conductive /antistatic

### VACUM FORMED STANDARD DRAWER INSERTS Conductive version Liastat \*) black, inside dimension of compartments, inside depth 16 mm

	<p><b>TE 3 S-6-10</b></p>	<p><b>TE 6 S-6-10</b></p>	<p><b>TE 9 S-6-10</b></p>	<p><b>TE 12 S-6-10</b></p>
	<p><b>TE 16 S-6-10</b></p>	<p><b>TE 22 S-6-10</b> Compartments rounded at the bottom</p>	<p><b>TE 25 S-6-10</b></p>	<p><b>TE 30 S-6-10</b> Compartments rounded at the bottom</p>


## SERIES A 1-60 DRAWER FORMAT



Art. No.	<b>A 1-60</b> 4-fold Liastat
Drawer	340 x 250 x 62 ( inside)
Characteristics	conductive
Note	Please order inserts and identification labels separately



Art. No.	<b>SK 732-6-10</b>
Drawer	340 x 250 x 62 ( inside)
Characteristics	conductive
Note	Please order inserts and identification labels separately, lateral hinge



Art. No.	<b>A 1-60 Liacarry</b>
Drawer	340 x 250 x 62 (inside)
Characteristics	conductive
Note	Inserts, identification labels and declaration form pockets to be ordered separately, lateral hinge

## LOOSE DRAWER INSERTS CONDUCTIVE, standard version, white

	58	30	15	6
white	<b>SE 58-60-1-2</b>	<b>SE 30-60-1-2</b>	<b>SE 15-60-1-2</b>	<b>SE 6-60-1-2</b>
conductive	<b>SE 58-60-6-10</b>	<b>SE 30-60-6-10</b>	<b>SE 15-60-6-10</b>	<b>SE 6-60-6-10</b>
outside	59 x 23 x 60 mm	56 x 50 x 54 mm	113 x 50 x 54 mm	125 x 113 x 54 mm
inside	54 x 18 x 58 mm	53 x 47 x 52 mm	109 x 47 x 52 mm	121 x 109 x 52 mm

## VACUM FORMED STANDARD DRAWER INSERTS Conductive version Liastat \*) black, inside height 53 mm

	TE 4-60-6-10	TE 6-60-6-10	TE 9-60-6-10	TE 12 K 6-10	TE 24 K 6-10
Dimensions (mm)	116 x 116 x 160	75 x 75 x 160	75 x 75 x 105	71 x 71 x 75	50 x 50 x 47

Dimensions in mm.

Dimensions subject to errors and corrections!

\* Material Liastat = conductive/antistatic material, black. Surface resistance according to fabrication criteria  $10^3$ - $10^8$  Ohm.

## EGB-ROLLBOYS + EGB-DRAWER CABINETS



Art. No. **EGB-Rollboy Single 4**  
with 18 drawers  
(cf. inside dimensions drawers page 75)  
Outside dimensions 318 x 365 x 806  
Note Please order inserts separately  
conductive pad on request



Art. No. **EGB-Rollboy Single 1**  
with 12 drawers  
(cf. inside dimensions drawers page 78)  
Outside dimensions 318 x 365 x 806  
Note Please order inserts separately  
conductive pad on request



Art. No. **EGB-Rollboy Single 2**  
with 8 drawers  
(cf. inside dimensions drawers page 79)  
Outside dimensions 318 x 365 x 806  
Note Please order inserts separately  
conductive pad on request



Art. No. **Spiral cable** extremely flexible  
2.4 m x 2 x 1 MOhm safety resistance  
Earth connection: 10 mm push-button



Art. No. **Wrist band** adjustable, flexible,  
interlaced, silver-plated synthetic fabrics,  
antiallergenic



Art. No. **EGB-Rollboy 4** with 36 drawers  
with pad 585 x 365  
(cf. inside dimensions drawers page 75)  
Outside dimensions 585 x 365 x 806  
Note Please order inserts separately




Art. No. **EGB-Rollboy 1** with 24 drawers  
with pad 585 x 365  
(cf. inside dimensions drawers page 78)  
Outside dimensions 585 x 365 x 806  
Note Please order inserts separately




Art. No. **EGB-Rollboy 2** with 16 drawers  
with pad 585 x 365  
(cf. inside dimensions drawers page 79)  
Outside dimensions 585 x 365 x 806  
Note Please order inserts separately



## CONDUCTIVE BOXES + SUBDIVISIONS




**conductive standard inserts**  
see pages 99-111  
**(Please pay attention to minimum order quantities!)**



Printed boards packings

Art. No.	<b>V 11-20*</b>	175 x 100 x 26 inside
Art. No.	<b>V 11-21*</b>	175 x 100 x 47 inside
Art. No.	<b>V 11-22*</b>	175 x 100 x 67 inside
Art. No.	<b>V 11-23*</b>	220 x 100 x 26 inside
Art. No.	<b>V 11-24*</b>	220 x 100 x 47 inside
Art. No.	<b>V 11-25*</b>	220 x 100 x 67 inside

Characteristics non-conductive, white bottom part, crystal clear lid  
\*) conductive version i.e. bottom part conductive/antistatic, lid conductive, black, vapour-deposited  
Order instructions e.g. **V 11 - 20 - 6 - 7 - 10 - 1**  
conductive version




Art. No.	<b>ET-1-6-10</b>	Insert tray for Euro boxes
	<b>EK 1-2/LWB</b>	(400 x 300) stackable,
Inside dimensions	310 x 250 x 20	

EURO boxes (conductive)						
Art. No.	<b>EK 1-6-10</b>	<b>EK 2-6-10</b>	<b>D 1-2-6-10</b>	<b>EK 3-6-10</b>	<b>EK 4-6-10</b>	<b>D 3-4-6-10</b>
Outside dimensions	400 x 300 x 120	400 x 300 x 220	Top cover	600 x 400 x 120	600 x 400 x 270	Top cover



Pallets for small printed boards

Art. No.	<b>TL 1</b>	for 16 printed boards 105 x 50
Dimensions	350 x 225 x 30	
Art. No.	<b>TL 2</b>	for 15 printed boards 100 x 40
Dimensions	350 x 250 x 30	
Art. No.	<b>TL 3</b>	for 45 printed boards 50 x 30
Dimensions	350 x 250 x 23	



Printed boards L-profile

Art. No.	<b>LP 1</b>
Dimensions	200 x 274 x 93
Art. No.	<b>LP 2</b>
Dimensions	350 x 263 x 125
	25 slots for printed boards
	Transport/storage Service workshop



Art. No.	<b>ET-3-6-10</b>
	Insert tray for Euro boxes
	<b>EK 3-4/LWB</b> stackable,
Inside dimensions	520 x 345 x 60

Dimensions in mm.

Dimensions subject to errors and corrections!

## CONDUCTIVE BOXES + SUBDIVISIONS

Art. No. **A 4-1-6-10**

Base area 175 x 100

Top edge 250 x 125

Height inside 34 mm

Colours ●

Art. No. **A 4-2-6-10**

Base area 190 x 120

Height inside 50 mm

Colours ●

Note can be stacked nested, when turned even with content

Art. No. **A 4-3-6-10**

Base area 210 x 150

Top edge 260 x 200

Height inside 40 mm

Colours ●

Art. No. **A 4-4 N-6-10**

Outside dimensions 260 x 165

Height outside 45 mm

Colours ●

Art. No. **A 4-16-6-10**

Outside dimensions 240 x 210 x 82

Inside dimensions 208 x 178 x 79

Colours ●

Art. No. **EGB Papierkorb 14 I**


Outside dimensions 300 Ø x 320

Inside dimensions 255 Ø x 310


Colours ●

Note Volume approx. 14 l, conductive

Polypropylene with EGB warning symbol



ESD boxes (conductive/antistatic)

Art. No. **A 3-1/2-6-10** 282 x 130 x 70 insideArt. No. **A 3-1/4-6-10** Top coverArt. No. **A 3-1/11** RackArt. No. **A 3-1/10-6-10** Cross partitions optional


ESD boxes (conductive/antistatic)

Art. No. **A 3-3/2-6-10** 282 x 130 x 90 insideArt. No. **A 3-1/4-6-10** Top coverArt. No. **A 3-1/11** RackArt. No. **A 3-1/10-6-10** Cross partitions optional


## EGB PACKINGS FOR ELECTRONIC PARTS (LIASTAT\*)



Art. No.	<b>V 3-12-6-6-10-10</b>	<b>V 3-18-6-6-10-10</b>	<b>V 3-30-6-6-10-10</b>	<b>V 3-40-6-6-10-10</b>
Inside dimensions	50 x 30 x 16	57 x 36 x 17	73 x 42 x 17	80 x 50 x 27
Art. No.	<b>V 3-12/9-6-10</b>	<b>V 3-18/9-6-10</b>	<b>V 3-30/9-6-10</b>	<b>V 3-40/9-6-10</b>
Foam fit for insertion	8 mm	8 mm	8 mm	8 mm
Colours	●	●	●	●



Art. No.	<b>V 8-14 SCH + V-6-6-10-10</b>	<b>V 9-40 SCH + V-6-6-10-10</b>	<b>V 8-12 SCH + V-6-6-10-10</b>
Outside dimensions	295 x 175 x 20	295 x 175 x 20	
Inside dimensions	292 x 160 x 16	73 x 42 x 17	80 x 50 x 27
Colours	●	●	●
Note	various compartment inserts s. p. 29-30, conductive versions on request 54 compartments		various comp. inserts s. p. 28-29, conductive versions on request



Art. No.	<b>V 8-8-6-6-10-10</b>	<b>V 8-9 SCH + V-6-6-10-10</b>	<b>V 8-15-6-6-10-10</b>
Inside dimensions	183 x 108 x 30	196 x 136 x 49 (Outside dimensions 203 x 152 x 53)	220 x 130 x 35
Art. No.	<b>V 8-8/9-6-10</b>		
Foam fit for insertion	8 mm		
Colours	●	●	



Stackable boxes, slip lid  
EGB foam inlays on request

Art. No.	<b>V 3-16-6-6-10-10</b> 55 x 55 x 25/16 inside
Art. No.	<b>V 3-17-6-6-10-10</b> 55 x 55 x 35/26 inside
Art. No.	<b>V 3-59-6-6-10-10</b> 115 x 55 x 35/26 inside
Art. No.	<b>V 3-60-6-6-10-10</b> 115 x 55 x 55/46 inside
Art. No.	<b>V 3-61-6-6-10-10</b> 115 x 115 x 55/46 inside



Stackable boxes, slip lid  
EGB foam inlays on request

Art. No.	<b>V 8-1-6-6-10-10</b> 75 x 50 x 33 inside
Art. No.	<b>V 8-2-6-6-10-10</b> 75 x 50 x 45 inside
Art. No.	<b>V 8-5-6-6-10-10</b> 106 x 75 x 46 inside
Art. No.	<b>V 8-7-6-6-10-10</b> 56 x 106 x 46 inside



Liastat hinged boxes

Art. No.	<b>V 20-29-6-10</b> 130 x 80 x 14 inside
Art. No.	<b>V 20-30-6-10</b> 130 x 80 x 30 inside
Art. No.	<b>V 20-31-6-10</b> 130 x 80 x 50 inside
Art. No.	<b>V 20-32-6-10</b> 178 x 133 x 78 inside
Art. No.	<b>V 20-33-6-10</b> 221 x 121 x 55 inside


# CONDUCTIVE BOXES + SMD-BOXES

**CONDUCTIVE ROUND BOXES, COMPARTMENT BOXES, RECTANGULAR BOXES AND CASES** with foam inlays, soft or fit for insertion, on request





Liastat round boxes

- Art. No. **V 1-11-6-6-10-10** 26 Ø x 17,5 slip lid
- Art. No. **V 1-12-6-10** 26 Ø x 13 slip lid
- Art. No. **V 2-101-6-6-10-10** 52 Ø x 40 screw cap
- Art. No. **V 2-102-6-6-10-10** 52 Ø x 67 screw cap
- Colours ●



Liastat compartment box

- Art. No. **V 6-4-6-6-10-10**  
6 comp. je 19 x 15 x 5 mm inside
- Art. No. **V 6-5-6-6-10-10**  
12 comp. je 25 x 10 x 10 mm inside



Liastat rectangular box

- Art. No. **V 3-37-6-6-10-10**  
Inside dimensions 75 x 75 x 27
- Art. No. **V 3-54-6-6-10-10**  
Inside dimensions 102 x 85 x 47
- Note further sizes see pages 12-15 on request



- | Art. No.          | K 2005 ESD     | K 2001 ESD     | K 2004 ESD     | K 2000 ESD     |
|-------------------|----------------|----------------|----------------|----------------|
| Inside dimensions | 170 x 130 x 37 | 240 x 170 x 42 | 270 x 185 x 76 | 340 x 250 x 53 |
| Colours           | ●              | ●              | ●              | ●              |
| Equipment         | ①②③④           | ①②③④⑤          | ①②③④           | ①②③④⑤⑥         |

**VACUUM FORMED INSERTS** Please specify art. no. separately!



- Art. No. ① Noppe
- ② Raster
- ③ TE 6
- ④ TE 9
- ⑤ TE 12
- ⑥ TE 24



## X-ON Electronics

Largest Supplier of Electrical and Electronic Components

*Click to view similar products for [lice](#) manufacturer:*

Other Similar products are found below :

[K 2007 ESD](#) [A1-4 ESD 144](#) [K 2005 ESD](#) [K 2005 ESD NOPPE](#) [440/320/20](#) [A1-4/4 ESD MIX](#) [V11-4](#) [SMD-BOX N2-2-2-8-8](#) [V11-5](#) [A1-4 ESD 16](#) [SMD-BOX N4-6-6-10-1 LS](#) [K2004 ESD NOPPE](#) [SMD-BOX N3-6-6-10-10](#) [SMD-BOX N1-2-2-8-8](#) [K2001-9-9-2-2-\(10\)/P](#) [SMD-BOX N4-6-6-10-10](#) [A1-2/6BUNT](#) [SMD-BOX N2-2-2-7-7](#) [SMD-BOX N3-2-3-7-1](#) [V11-3](#) [V3-18/9-6-10](#) [SMD-BOX N2-2-3-6-1](#) [SMD-BOX N4-2-3-4-1](#) [SMD-BOX N1-2-3-8-1](#) [K 2001 ESD](#) [SMD-BOX N1-2-3-7-1](#) [K 2001](#) [K 2004 ESD](#) [V5-124](#) [V5-96](#) [V3-12/9-6-10](#) [A4-3-6-10](#) [V20-18](#) [SMD-BOX N3-2-3-6-1](#) [SMD-BOX N 2-2-3-4-1](#) [A4-1-6-10](#) [V20-10](#) [V5-20](#) [V20-7](#)