

# Precision Tools



Defense

Electronics

Jewelry & Hobby

Aerospace

Medical Device Manufacturing





Welcome to the Lindström World  
of High Precision

The Lindström Catalog displays our full range of high precision cutters and pliers, tweezers, Ergo® screwdrivers, torque testers and screwdrivers, and a representative selection of Specially Engineered Tools.

## CONTENTS

<b>2</b>	<b>Introduction</b>		
	About Lindström .....	2	
	About Quality .....	3	
	Lindström tools for electronics assembly .....	4	
	Lindström tools for aerospace and defense .....	6	
	Lindström tools for jewelry and hobby .....	8	
	Lindström tools for medical device manufacturing .....	10	
<b>12</b>	<b>Cutters and pliers</b>		
	Lindström Cutters for every application .....	12	
	Cut result or surface .....	14	
	Cutter head shape .....	15	
	Lindström precision Pliers for demanding users .....	16	
	Pliers properties .....	18	
	Product selection guide .....	20	
	Product options .....	21	
	Introduction RX Series – The ultimate in comfort, performance and precision .....	22	
	Listings and Specifications .....	24	
	Miscellaneous Cutters – Listings and Specifications .....	31	
	Introduction EX Series – High precision EX Series Cutters and Pliers .....	33	
	Listings and Specifications .....	36	
	Introduction 80 Series – The original Lindström 80 Series Cutters .....	40	
	Listings and Specifications .....	42	
	Introduction Supreme Series – Supreme Series for dependable results .....	46	
	Listings and Specifications .....	48	
	Introduction HS Series – The original ergonomic handtools .....	54	
	Listings and Specifications .....	56	
	Introduction LF Series – For use in designated Lead-Free work zones .....	58	
	Introduction Specially Engineered Tools – Unique tools for every situation .....	60	
	Tools Listings and Specifications .....	62	
<b>69</b>	<b>Tweezers</b>		
	Introduction Tweezers – High-performing and precise Tweezers .....	69	
	Tweezers styles for every application .....	72	
	Listings and Specifications .....	74	
<b>110</b>	<b>Torque products</b>		
	Introduction Torque Products .....	110	
	High precision Torque Screwdrivers .....	110	
	Digital Torque Tester™ .....	111	
	Listings and Specifications .....	112	
<b>114</b>	<b>ERGO® Screwdrivers</b>		
	Introduction ERGO® Screwdrivers – For outstanding precision and comfort .....	114	
	Listings and Specifications .....	116	
<b>122</b>	<b>Spare Parts</b>		
	Always ready to go with Lindström spare parts – Listings and Specifications .....	122	
<b>124</b>	<b>Warranty and Services</b>		
	Warranty .....	124	
	Lindström Sales and Service contact information .....	125	
<b>126</b>	<b>Index</b>		
	Index by type .....	126	



LINDSTRÖM – PERFECTING HANDTOOLS SINCE 1856

# About Lindström

Lindström is the oldest continuous manufacturer of handtools in existence and yet one of the most forward-looking brands in the world.

We developed the scientific approach to handtool design and created the first truly ergonomic pliers and cutters. Since 1980 we have created more than 1,500 unique tool designs, many of which are now standard types in the electronics and medical device manufacturing industries.

Some competitors have been able to implement one facet or another of our manufacturing process. Others have copied the form, appearance and actual part numbers of Lindström tools. However, none have been able to successfully blend all the elements required to achieve the level of performance recognized as true Lindström Precision Tools.

Lindström is one of the Snap-on Industrial brands.

*The expression “the right tool for the job” is perfectly appropriate in a discussion about handtools. Whether in the hands of a skilled professional or a new operator, the right tool can make the most difficult operation a simple task.*

# About quality

Lindström constantly works on improving quality and the manufacturing process. Perfection is impossible but that is the goal we set for ourselves, and it is the standard our customers expect. Any customer who believes a Lindström Brand product is not performing to their expectations should contact us immediately. At any time customers are invited to send tools to us for a free evaluation.

We know it can be aggravating when products do not perform as expected, so we try to make it as easy as possible to repair or replace tools when indicated. You are our customer. And our customers know good tools. So we rely on you to let us know when a tool falls short of your expectations so we can correct course immediately and keep striving for 100% success.

Thank you for choosing to be a Lindström customer.  
We appreciate you.



# Lindström tools for electronics assembly

Since the early days of the electronics industry Lindström has been the brand of choice for manufacturers performing high volume work and critical applications.

Our RX Series ergonomic pliers were the first handtools designed to fit the hands and needs of the user. RX Series revolutionized the handtool industry, beginning in electronics assembly and aerospace production.


As these industries matured devices shrank in size and increased in complexity so Lindström developed new profiles on pliers and cutter types to meet their demands: Ultra-Flush® cutters for anti-shock military applications, tapered and relieved cutters to get in between and under tiny components, super-radiused pliers to bend sensitive wire without damage, and extra-small tip cutters for microscopy applications. Still, the most valued feature of Lindström tools is high quality, from the famous Swedish steel to the attention to details like fit and finish.

Most Lindström cutters can be reconditioned for a modest fee, reducing the total cost of ownership. See page 125 for more information on our reconditioning program.





*The micro-adjustable torque screwdriver is an excellent choice when tightening delicate screws on smart phones and tablets. Picture shows MAL500-3.*



*RX 8248 Flush cutters: 45° angled tips, long 18 mm jaws for improved access.*



*7892 Supreme bent nose pliers provide good reach and a non-marring gripping surface. Users gain better visibility and can operate with a comfortable wrist position with our 60° bent tip pliers.*



*51S-SA-ET tweezers: soft ESD safe, clean-room compatible Ergo-Touch grips.*



### AEROSPACE AND DEFENSE

# Lindström tools for aerospace and defense

Lindström customers solve problems. Many of our standard off-the-shelf pliers and cutters are used throughout critical industries like aerospace, defense and avionics manufacturing. When presented with a need to prepare prototypes, insert or extract unique components, or cut proprietary hard wire, our customers turn to Lindström for Special Engineered Tools made to order.

Lindström has developed tools used in specialized applications for the largest names in medical device manufacturing and for small start-up companies developing new technology. Every project receives the same attention to detail and a tool that is right for the job at hand. To make the process easy Lindström has no minimum order quantity on Special Engineered Tools.

Our designers and manufacturers representatives work directly with production engineers to ensure success.

We thrive on solving problems with our customers.

Contact one of our authorized distributors, manufacturers' representatives or our office directly to start the process of designing your special tool today.





*RX 8148 Ultra-Flush® diagonal cutter with tapered and relieved head is ideal for use in confined spaces and for rework.*



*341A cut and form pliers put stress relief in component lead and trims to length with one squeeze.*



*8140 oval head cutter and 7891 chain nose pliers are used extensively for wire harness work and assembly.*



**JEWELRY AND HOBBY**

# Lindström tools for jewelry and hobby

For over 150 years Lindström handtools have been the choice of professional jewelry makers.

Today makers of jewelry and hobby creations – and a variety of artists – choose to use our pliers and cutters to create their unique designs, to precisely bend wire and consistently execute flush cuts.

Comfort, balance and ergonomics are important to Lindström users. Our products are an extension of their hands, the means to bring their imagination to fruition and tools they rely on.

Exacting users demand a flush cut that is truly flush, a joint that keeps the jaws perfectly aligned, and an edge that stays sharp. Trust is crucial. Artistic creations often require expensive materials, and there is little tolerance for waste.



*7892 Supreme pliers are favored by many bead and jewelry artists.*



*RX 7890 and RX 7892 pliers allow precise bends and feature ultimate ergonomic handles.*



*8141 cutters provide Flush cuts on bead wire and precious metals.*



### MEDICAL DEVICE MANUFACTURING

# Lindström tools for medical device manufacturing

Lindström is the cutter of choice for manufacturers of medical devices – both for trimming materials and assembling high-tech miniature electronics.

For over thirty years, Lindström cutters have been used to manufacture pacemakers, stents, catheters, guide wires and more.

Lindström technological improvements are driven by our customers and their demand for reliable, precise and versatile tools.

Lindström has led the way in providing handtools that perform to the specifications of manufacturers for a wide range of materials including platinum, nitinol, stainless steel, titanium, and proprietary meshes and weaves.

Our specially engineered PS, PSF and PSP cutters are a cost-effective alternative to expensive and brittle cutters made of carbide or exotic alloys.

Most Lindström cutters can also be reconditioned for a modest fee, further reducing the cost of ownership. See page 125 for available services.



*8154PSP cutter used to trim a stent.*



*Technician cuts catheter wire to length using 80 Series 8150 cutter.*



*Carbon fiber tweezers 249CFR-SA is often used in laboratory and medical applications when handling sensitive components or where chemical resistance is needed.*

PRECISION CUTTERS BY LINDSTRÖM

# Lindström Cutters for every application

Lindström cutters are designed to perform with ease, minimize operator fatigue and improve productivity. Through symmetric components, exact adherence to specifications and consistent hardening, Lindström delivers hallmark reliability.

The Lindström formula for success, refined over the last 150-plus years we've been in business, rests upon the formula for the steel from which we make our tools, very similar to that used to manufacture high-performance ball-bearings. In addition to iron and other key materials we add a pinch of chrome and 1% carbon. The use of ball-bearing grade steel and appropriate heat treatment ensures Lindström cutters last longer than other brands used in the same applications. This is the steel used for Lindström RX Series, 80 Series, EX Series and Supreme Series cutters and pliers.

Another characteristic of a Lindström cutter is lubricity, the ease with which the tool makes its cut, as if there is a built-in lubricant. Measuring on a Rockwell C scale, Lindström cutters are elevated to a hardness of 63–65 HRC on the cutting edge. For most manufacturers this hardness level would create a high breakage rate. Yet because of the steel and proper consistency, even when used beyond the rated capacity (as they often are!), Lindström cutters have remarkably little breakage.

Lindström's world-famous precision cutters are divided into four main groups – each with its own unique characteristics:



*RX Series cutters*



*80 Series cutters*



*HS Series cutters*



*EX Series cutters*

# Cut result or surface



## Micro-Bevel® cut

- Designed to meet the high quality requirements of our customers
- Leaves a low profile cut result, important for solderability and connectivity
- Unique design with wide cutting range to suit an unmatched variety of uses



## Flush cut

- Cut result leaves a narrow and short peak along the “pinch” line, decreasing the surface area at the cut
- Improves solderability
- Excellent for reducing lead-shock

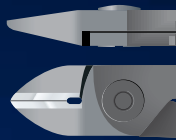


## Ultra-Flush® cut

- The finest cut result available with the smoothest lead-end result
- Exceptional solderability
- Ultimate choice for minimizing component and lead-shock
- Perfect for use in close tolerance electronic, aerospace, defense and medical device manufacturing



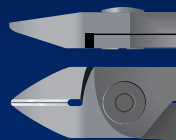
# Cutter head shape



Oval = O

## Oval


- The most common shape combining strength and durability
- Evenly distributes cutting impact
- Used for a wide variety of applications



Tapered = T

## Tapered

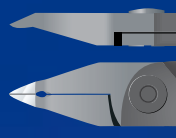
- The sides are shaped along diagonal lines
- Improved access where space is limited
- Improved maneuverability with good tool life



Tapered and Relieved = T&R

## Tapered and Relieved


- Tapered on both sides with underside cut away
- Minimal profile offers access to very limited spaces



Angle = A

## Angle

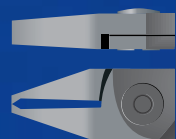
- Also known as an oblique cutter
- Used under and between low profile, fine lead pitch components



Tip = TP

## Tip

- Specialized adaption allows maximum access and reach
- Extremely small oval head shape for added strength at the tip



Transverse End = ED

## Transverse End

- Cutting surfaces are perpendicular to the shank
- Allows straight-on approach to a lead
- An alternative to a diagonal cutter

PRECISION PLIERS BY LINDSTRÖM

# Lindström precision Pliers for demanding users

Pliers replicate the function of the human hand, with greatly increased capability, in particular the thumb and index finger, in terms of force and precision.

Holding pliers are available in almost unlimited shapes, styles, configurations, materials and sizes.

Lindström's well-renowned precision holding pliers are offered in four different series, each able to satisfy the most advanced needs of the professional user:

- RX Series
- Supreme Series
- HS Series
- EX Series



Robust yet precise, Lindström pliers provide an excellent solution to a wide range of application challenges. A variety of handle styles, consistent balance and fine workmanship set our pliers apart from the rest.



*RX Series pliers*



*Supreme Series pliers*



*HS Series pliers*



*EX Series pliers*

# Pliers properties

## Jaw surface or edge



### Smooth surface

- Finely milled and polished just enough to retain grip on wire



### Serrated surface

- Finely honed serrations allow extra “bite” for handling tricky materials
- Top serrations cross bottom ones to prevent objects from rolling into a groove



### Super radiused edges

- Provides a gentle tight curve that tapers to follow the shape of the jaw line
- Prevents nicking yet allows wire bends at a perfect 90°
- Standard edge for all EX jewelry pliers, available on request for any Lindström pliers

## Tip shape (end-on view)



### Flat tip

- Squared and parallel ends of the jaws
- A balance of strength and beauty, evident of tool making craftsmanship



### Round tip

- Viewed end-on the tips are perfect circles
- Lindström’s precision screw joint is the reason these fine tips achieve alignment



### Round/Flat tip

- Like a tiny ball hammer and anvil, these tips are all business



### Chain tip

- Designed to bend wire, these tips align like D-shaped pinchers

## Pliers head shape



### Flat Nose



Flat Nose = FN

- Flat square shape with parallel jaws provide the most surface area of standard pliers shapes
- Favored by chainmaille artists



### Round Nose



Round Nose = RN

- Round jaws taper from 7 mm to 1.0 mm at the tips
- Handy for closing loops and the finest wire work



### Round/Flat Nose



Round/Flat Nose = R/F

- A perfect combination of the above two types
- Handy for use in making fine curved wire work



### Chain Nose



Chain Nose = CN

- Versatile tips with Lindström's standard perfect joint and tip alignment
- Named for the work it does so well



### Snipe Nose



Snipe Nose = SN

- Shorter version of the chain nose, with the best gripping strength
- Used where power and torsion are paramount for the application



### Bent Nose



Bent Nose = BN

- Classic variation of the chain nose, with 60° bend at the tips
- Suited for positioning components or precise chain work



### Needle Nose



Needle Nose = NN

- Slimmer, more tapered version of chain nose design
- Allows wire loop work farther into the jaws for better grip and control

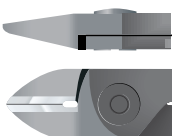
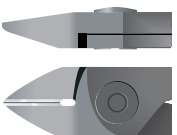
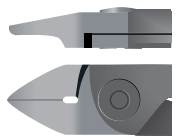
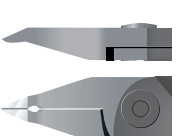





















## PRODUCT SELECTION GUIDE

Cutting capacity – Solid copper wire<sup>2</sup>

	Part no. <sup>1</sup>	Size	Shape	Cut result or surface	Series and page reference						Lead catcher	Gauge Inch mm	Cutting capacity														
					RX	80	SUP	EX	HS	LF			38	24	18	15	12										
													.004 0.1	.02 0.5	.039 1.0	.059 1.5	.079 2.0										
CUTTERS	8130	XS	O	MB	RX	24	80	42			HS	56	LF	*	✓						1.25 mm						
	8131	XS	O	F	RX	24	80	42			HS	56	LF	*	✓							1.25 mm					
	8132	XS	O	UF	RX	24	80	42			HS	56	LF	*	✓							0.8 mm					
	8133	XS	T	MB	RX	25	80	43			HS	56	LF	*	✓							1.0 mm					
	8134	XS	T	F	RX	25	80	43			HS	56	LF	*	✓							0.8 mm					
	8135	XS	T	UF	RX	25	80	43			HS	56	LF	*	✓							0.5 mm					
	8136	XS	T&R	MB	RX	25	80	43			HS	56	LF	*	✓							0.8 mm					
	8137	XS	T&R	F	RX	25	80	43			HS	56	LF	*	✓							0.8 mm					
	8138	XS	T&R	UF	RX	25	80	43			HS	56	LF	*	✓							0.5 mm					
	8140	S	O	MB	RX	24	80	42		EX	36	HS	56	LF	*	✓							1.25 mm				
	8141	S	O	F	RX	24	80	42		EX	36	HS	56	LF	*	✓							1.25 mm				
	8142	S	O	UF	RX	24	80	42				HS	56	LF	*	✓							1.0 mm				
	8143	S	T	MB	RX	25	80	43				HS	56	LF	*	✓							1.25 mm				
	8144	S	T	F	RX	25	80	43				HS	56	LF	*	✓							1.25 mm				
	8145	S	T	UF	RX	25	80	43				HS	56	LF	*	✓							1.0 mm				
	8146	S	T&R	MB	RX	25	80	43				HS	56	LF	*	✓							1.0 mm				
	8147	S	T&R	F	RX	25	80	43				HS	56	LF	*	✓							1.0 mm				
	8148	S	T&R	UF	RX	25	80	43				HS	56	LF	*	✓							0.8 mm				
	8149	S	TP	F	RX	24	80	44				HS	56	LF	*	✓							0.6 mm				
	8150	M	O	MB	RX	24	80	42		EX	36	HS	56	LF	*	✓							1.6 mm				
	8151	M	O	F	RX	24	80	42		EX	36	HS	56	LF	*	✓							1.6 mm				
	8152	M	O	UF	RX	24	80	42				HS	56	LF	*	✓							1.25 mm				
	8153	M	T	MB	RX	25	80	43				HS	56	LF	*	✓							1.6 mm				
	8154	M	T	F	RX	25	80	43				HS	56	LF	*	✓							1.6 mm				
	8155	M	T	UF	RX	25	80	43				HS	56	LF	*	✓							1.25 mm				
	8156	M	T&R	MB	RX	25	80	43				HS	56	LF	*	✓							1.25 mm				
	8157	M	T&R	F	RX	25	80	43				HS	56	LF	*	✓							1.25 mm				
	8158	M	T&R	UF	RX	25	80	43				HS	56	LF	*	✓							1.0 mm				
	8160	L	O	MB	RX	24	80	42				HS	56	LF	*	✓							2.0 mm				
	8161	L	O	F	RX	24	80	42				HS	57	LF	*	✓							2.0 mm				
	8162	L	O	UF	RX	24	80	42				HS	57	LF	*	✓							1.6 mm				
	8163	L	T	MB	RX	25	80	43				HS	57	LF	*	✓							2.0 mm				
	8164	L	T	F	RX	25	80	43				HS	57	LF	*	✓							2.0 mm				
	8165	L	T	UF	RX	25	80	43				HS	57	LF	*	✓							1.6 mm				
	8166	L	T&R	MB	RX	25	80	43				HS	57	LF	*	✓							1.5 mm				
	8167	L	T&R	F	RX	25	80	43				HS	57	LF	*	✓							1.5 mm				
	8168	L	T&R	UF	RX	25	80	43				HS	57	LF	*	✓							1.25 mm				
	8211	S	A 20°	F	RX	26	80	44				HS	57	LF	*	✓							1.2 mm				
	8233	XS	T 10°	F	RX	27																	0.6 mm				
	8234	XS	T 10°	F	RX	27																	0.4 mm				
	8237	XS	A 50°	F	RX	27																	0.5 mm				
	8247	S	A 45°	F	RX	26	80	44				HS	57	LF	*	✓							1.0 mm				
	8248	S	A 45°	F	RX	26	80	45				HS	57	LF	*	✓							0.8 mm				
	776	S	T&R	MB						EX	36												1.25 mm				
	777	S	T&R	F						EX	36												1.2 mm				
7190	S	T	MB					SUP	48		HS	57	LF	*	✓							1.0 mm					
7191	S	T	F					SUP	48		HS	57	LF	*	✓							1.0 mm					
7280	S	A	F					SUP	48		HS	57	LF	*	✓							0.8 mm					
7285	S	A	F					SUP	49		HS	57	LF	*	✓							1.0 mm					
7290	S	A	MB					SUP	49		HS	57	LF	*	✓							1.25 mm					
7291	S	A	F					SUP	49		HS	57	LF	*	✓							1.25 mm					
7292	S	ED	F					SUP	50		HS	57	LF	*	✓							0.8 mm					
7293	S	A	F					SUP	49		HS	57	LF	*	✓							1.0 mm					
PLIERS	7450	S	R/F	SM					EX	37																	
	7490	S	FN	SM	RX	28			SUP	50	EX	37	HS	57	LF	*											
	7590	S	RN	SM	RX	28			SUP	51	EX	38	HS	57	LF	*											
	7890	M	CN	SM	RX	29			SUP	51	EX	38	HS	57	LF	*											
	7891	M	CN	SE	RX	29			SUP	51			HS	57	LF	*											
	7892	M	BN	SM	RX	29			SUP	52			HS	57	LF	*											
	7893	S	SN	SM	RX	30			SUP	52			HS	57	LF	*											
	7894	L	NN	SM	RX	30			SUP	53	EX	39	HS	57	LF	*											

- All part numbers come standard with molded plastic handles and springs.
  - Maximum cutting capacity listed. Wire graphic shows full range.
- \* Tool manufactured to order. Please contact Lindström for more information. See pp 58–59 for an LF Series overview.

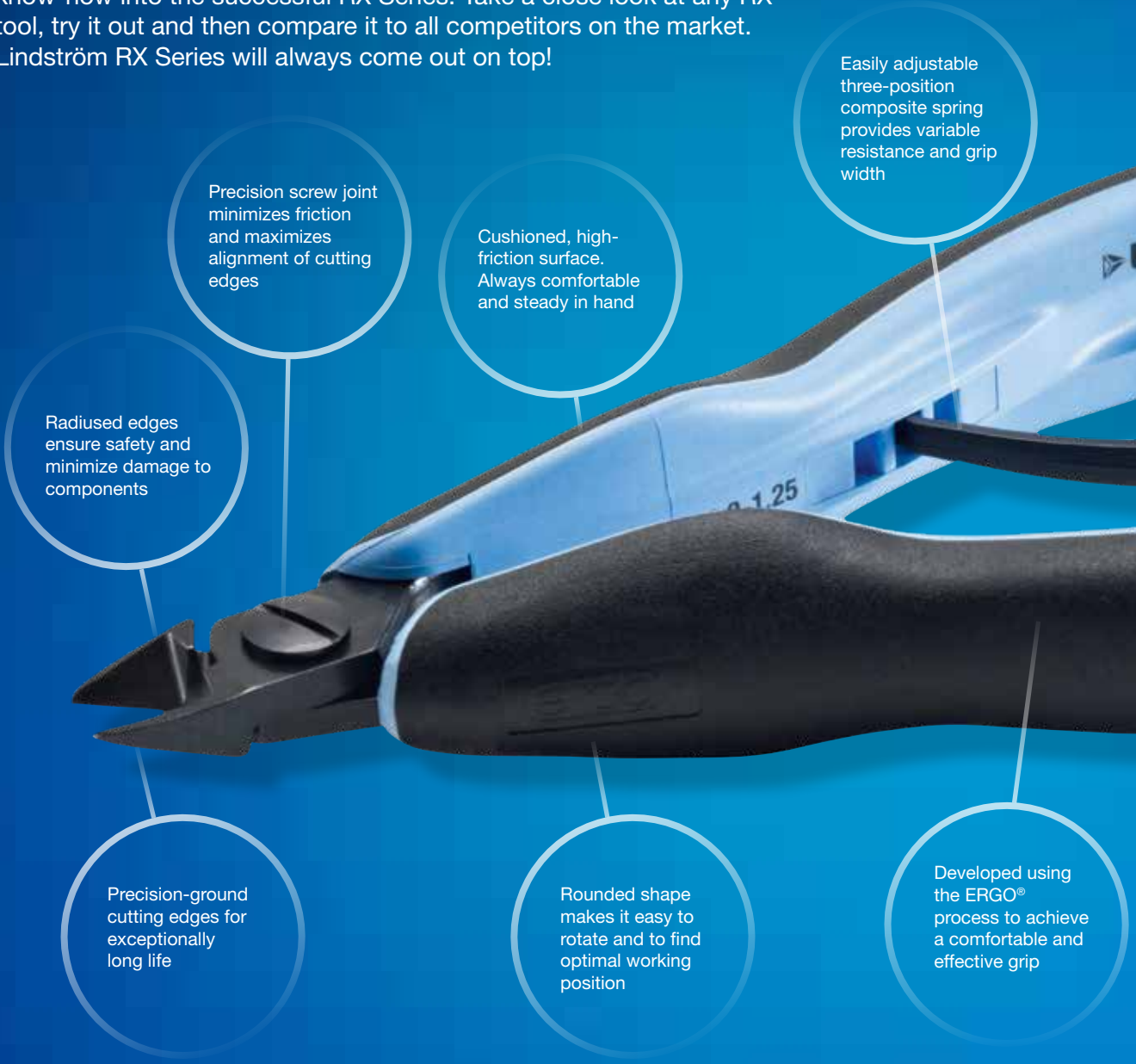
## PRODUCT OPTIONS

Size					
<b>XS</b>	Extra Small			<p>For visuals of actual sizes of cutters and pliers, please see Appendix on page 128.</p>	
<b>S</b>	Small				
<b>M</b>	Medium				
<b>L</b>	Large				
Shape					
<b>O</b>	Oval			 <p>Oval = O</p>	
<b>T</b>	Tapered			 <p>Tapered = T</p>	
<b>T&amp;R</b>	Tapered & Relieved			 <p>Tapered &amp; Relieved = T&amp;R</p>	
<b>A</b>	Angle			 <p>Angle = A</p>	
<b>TP</b>	Tip			 <p>Tip = TP</p>	
<b>ED</b>	Transverse End			 <p>Transverse End = ED</p>	
<b>FN</b>	Flat Nose			 <p>Flat Nose = FN</p>	
<b>RN</b>	Round Nose			 <p>Round Nose = RN</p>	
<b>R/F</b>	Round/Flat Nose			 <p>Round/Flat Nose = R/F</p>	
<b>CN</b>	Chain Nose			 <p>Chain Nose = CN</p>	
<b>SN</b>	Snipe Nose			 <p>Snipe Nose = SN</p>	
<b>BN</b>	Bent Nose			 <p>Bent Nose = BN</p>	
<b>NN</b>	Needle Nose			 <p>Needle Nose = NN</p>	
Cut result or surface					
<b>MB</b>	Micro-Bevel®	 <p>Micro-Bevel® = MB</p>			
<b>F</b>	Flush	 <p>Flush = F</p>			
<b>UF</b>	Ultra-Flush®	 <p>Ultra-Flush® = UF</p>			
<b>SM</b>	Smooth Tip	 <p>Smooth = SM</p>			
<b>SE</b>	Serrated Tip	 <p>Serrated = SE</p>			
Handle descriptions					
<b>RX</b>	The ultimate in ergonomic and ESD safe handles				
<b>80</b>	Traditional ESD safe 80 Series handles				
<b>SUP</b>	Traditional ESD safe Supreme Series handles				
<b>EX</b>	Compact ESD safe ergonomic handles with non-slip grips				
<b>HS</b>	Original ESD safe ergonomic handle design, soft foam grips				
<b>LF</b>	Lead free (Pb free) handles. For more information see pages 58–59.				
Lead catcher					
✓	Lead catcher. Add “-S” to part number. Example: 8140-S				

INTRODUCTION RX SERIES

# The ultimate in comfort, performance and precision

We have put all of our experience, technical expertise and ergonomic know-how into the successful RX Series. Take a close look at any RX tool, try it out and then compare it to all competitors on the market. Lindström RX Series will always come out on top!



Precision screw joint minimizes friction and maximizes alignment of cutting edges

Easily adjustable three-position composite spring provides variable resistance and grip width

Cushioned, high-friction surface. Always comfortable and steady in hand

Radiused edges ensure safety and minimize damage to components

Precision-ground cutting edges for exceptionally long life

Rounded shape makes it easy to rotate and to find optimal working position

Developed using the ERGO® process to achieve a comfortable and effective grip





Lightweight, easy to maneuver and position

Unique spring design provides extra-low resistance when the cut is made, reducing fatigue

ESD safe handles

**ergo**® Our scientific ERGO® Development Program (the “11-Point Program”) has resulted in many successful and scientifically evaluated ergonomic tools.

While many others just talk about ergonomics, we deliver scientifically validated solutions.



All Lindström RX Series cutters and pliers are ESD safe and safely dissipate electrostatic charges, reducing the possibility of damage to sensitive components.

*Warning! Lindström cutters and pliers should never be used on electrified equipment.*



*RX 8150 oval head cutter. Ideal for cutting leads, jewelry wire, and general assembly applications.*



*RX 7891 chain nose pliers. 32 mm jaw length, serrated with radiused edges.*

## RX SERIES DIAGONAL CUTTERS

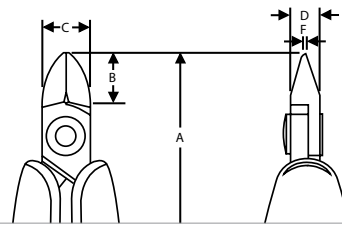
- Developed according to the ERGO® process for a comfortable and effective grip in all situations
- Material: High performance alloy steel
- Precision induction hardened edges 63–65 HRC
- ESD safe handles in 2-component synthetic material
- Precision screw joint that minimizes friction and maximizes alignment of cutting edges
- Biospring® reduces tension throughout the working cycle of the tool and can be adjusted in three different positions
- Cutting capacity is listed for solid copper wire

### OVAL HEAD

#### RX 8130–RX 8162




Ideal for cutting leads, jewelry wire, and general assembly applications



ergo®



Micro-Bevel®



Flush



Ultra-Flush®

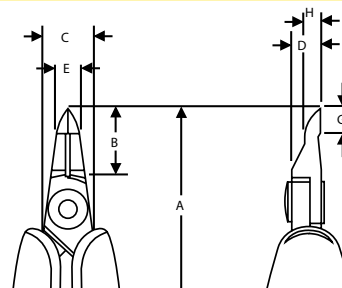
Part no.	EAN code 731415+	A mm / inch	B mm / inch	C mm / inch	D mm / inch	F mm / inch	Capacity mm / inch	Bevel / Cut result	Lead catcher option	Weight grams	Pack qty
RX 8130	0103003	133.5 / 5.25	8.5 / 0.33	8.0 / 0.31	5.0 / 0.20	0.8 / 0.03	0.2–1.25 / 0.01–0.05	Micro-Bevel®	✓	68	10
RX 8131	0103010	133.5 / 5.25	8.5 / 0.33	8.0 / 0.31	5.0 / 0.20	0.8 / 0.03	0.1–1.25 / 0.01–0.05	Flush	✓	68	10
RX 8132	0103027	133.5 / 5.25	8.5 / 0.33	8.0 / 0.31	5.0 / 0.20	0.8 / 0.03	0.1–0.8 / 0.01–0.03	Ultra-Flush®	✓	68	10
RX 8140	0103034	135.5 / 5.33	10.5 / 0.41	10.0 / 0.39	6.0 / 0.24	0.8 / 0.03	0.2–1.25 / 0.01–0.05	Micro-Bevel®	✓	70	10
RX 8141	0103041	135.5 / 5.33	10.5 / 0.41	10.0 / 0.39	6.0 / 0.24	0.8 / 0.03	0.1–1.25 / 0.01–0.05	Flush	✓	70	10
RX 8142	0103058	135.5 / 5.33	10.5 / 0.41	10.0 / 0.39	6.0 / 0.24	0.8 / 0.03	0.1–1.0 / 0.01–0.04	Ultra-Flush®	✓	70	10
RX 8150	0103133	138.0 / 5.43	13.0 / 0.51	12.5 / 0.49	6.0 / 0.24	1.2 / 0.05	0.3–1.6 / 0.01–0.06	Micro-Bevel®	✓	73	10
RX 8151	0103140	138.0 / 5.43	13.0 / 0.51	12.5 / 0.49	6.0 / 0.24	1.2 / 0.05	0.2–1.6 / 0.01–0.06	Flush	✓	73	10
RX 8152	0103157	138.0 / 5.43	13.0 / 0.51	12.5 / 0.49	6.0 / 0.24	1.2 / 0.05	0.2–1.25 / 0.01–0.05	Ultra-Flush®	✓	73	10
RX 8160	0111534	147.0 / 5.8	16.0 / 0.63	16.0 / 0.63	8.0 / 0.31	1.6 / 0.06	0.4–2.0 / 0.02–0.08	Micro-Bevel®	✓	97	10
RX 8161	0111541	147.0 / 5.8	16.0 / 0.63	16.0 / 0.63	8.0 / 0.31	1.6 / 0.06	0.3–2.0 / 0.01–0.08	Flush	✓	97	10
RX 8162	0111558	147.0 / 5.8	16.0 / 0.63	16.0 / 0.63	8.0 / 0.31	1.6 / 0.06	0.3–1.6 / 0.01–0.06	Ultra-Flush®	✓	97	10

### TIP CUTTER

#### RX 8149



Ideal for use on multi-lead components and rework



ergo®



Flush

Part no.	EAN code 731415+	A mm / inch	B mm / inch	C mm / inch	D mm / inch	E mm / inch	G mm / inch	H mm / inch	Capacity mm / inch	Bevel / Cut result	Weight grams	Pack qty
RX 8149	0103126	139.0 / 5.47	14.0 / 0.55	10.0 / 0.39	6.0 / 0.24	5.0 / 0.20	5.0 / 0.20	3.2 / 0.13	0.1–0.6 / 0.01–0.02	Flush	70	10

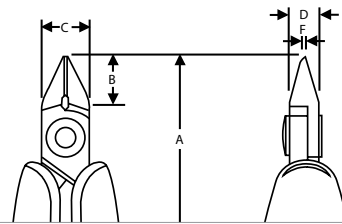
## RX RX SERIES DIAGONAL CUTTERS

- Developed according to the ERGO® process for a comfortable and effective grip in all situations
- Material: High performance alloy steel
- Precision induction hardened edges 63–65 HRC
- ESD safe handles in 2-component synthetic material
- Precision screw joint that minimizes friction and maximizes alignment of cutting edges
- Biospring® reduces tension throughout the working cycle of the tool and can be adjusted in three different positions
- Cutting capacity is listed for solid copper wire

### TAPERED HEAD

#### RX 8133–RX 8165

Ideal for assembly work where accessibility is a consideration



ergo®



Micro-Bevel®

Flush

Ultra-Flush®

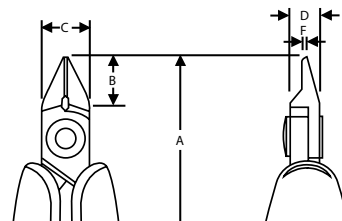
Part no.	EAN code 731415+	A mm / inch	B mm / inch	C mm / inch	D mm / inch	F mm / inch	Capacity mm / inch	Bevel / Cut result	Lead catcher option	Weight grams	Pack qty
RX 8133	*	108.0 / 4.25	8.0 / 0.31	8.0 / 0.31	5.0 / 0.2	0.8 / 0.03	0.2–1.0 / 0.008–0.04	Micro-Bevel®	✓	66	10
RX 8134	*	108.0 / 4.25	8.0 / 0.31	8.0 / 0.31	5.0 / 0.2	0.8 / 0.03	0.1–0.8 / 0.004–0.03	Flush	✓	66	10
RX 8135	*	108.0 / 4.25	8.0 / 0.31	8.0 / 0.31	5.0 / 0.2	0.8 / 0.03	0.1–0.5 / 0.004–0.02	Ultra-Flush®	✓	66	10
RX 8143	0103065	133.5 / 5.25	10.5 / 0.41	8.0 / 0.31	6.0 / 0.24	0.8 / 0.03	0.2–1.25 / 0.01–0.05	Micro-Bevel®	✓	68	10
RX 8144	0103072	133.5 / 5.25	10.5 / 0.41	8.0 / 0.31	6.0 / 0.24	0.8 / 0.03	0.1–1.25 / 0.01–0.05	Flush	✓	68	10
RX 8145	0103089	133.5 / 5.25	10.5 / 0.41	8.0 / 0.31	6.0 / 0.24	0.8 / 0.03	0.1–1.0 / 0.01–0.04	Ultra-Flush®	✓	68	10
RX 8153	*	138.0 / 5.3	13.0 / 0.51	12.5 / 0.49	6.0 / 0.24	1.2 / 0.05	0.3–1.6 / 0.01–0.06	Micro-Bevel®	✓	71	10
RX 8154	*	138.0 / 5.3	13.0 / 0.51	12.5 / 0.49	6.0 / 0.24	1.2 / 0.05	0.2–1.6 / 0.01–0.06	Flush	✓	71	10
RX 8155	*	138.0 / 5.3	13.0 / 0.51	12.5 / 0.49	6.0 / 0.24	1.2 / 0.05	0.2–1.25 / 0.01–0.05	Ultra-Flush®	✓	71	10
RX 8163	*	147.0 / 5.8	16.0 / 0.63	16.0 / 0.63	8.0 / 0.31	1.6 / 0.06	0.4–2.0 / 0.02–0.08	Micro-Bevel®	✓	95	10
RX 8164	*	147.0 / 5.8	16.0 / 0.63	16.0 / 0.63	8.0 / 0.31	1.6 / 0.06	0.3–2.0 / 0.01–0.08	Flush	✓	95	10
RX 8165	*	147.0 / 5.8	16.0 / 0.63	16.0 / 0.63	8.0 / 0.31	1.6 / 0.06	0.3–1.6 / 0.01–0.06	Ultra-Flush®	✓	95	10

\* Tool manufactured to order. Please contact Lindström for more information.


### TAPERED AND RELIEVED HEAD

#### RX 8136–RX 8168

Ideal for use in confined spaces and for rework



ergo®



Micro-Bevel®

Flush

Ultra-Flush®

Part no.	EAN code 731415+	A mm / inch	B mm / inch	C mm / inch	D mm / inch	F mm / inch	Capacity mm / inch	Bevel / Cut result	Lead catcher option	Weight grams	Pack qty
RX 8136	*	108.0 / 4.25	8.0 / 0.31	8.0 / 0.31	5.0 / 0.2	0.8 / 0.03	0.1–0.8 / 0.004–0.03	Micro-Bevel®	✓	66	10
RX 8137	*	108.0 / 4.25	8.0 / 0.31	8.0 / 0.31	5.0 / 0.2	0.8 / 0.03	0.1–0.8 / 0.004–0.03	Flush	✓	66	10
RX 8138	*	108.0 / 4.25	8.0 / 0.31	8.0 / 0.31	5.0 / 0.2	0.8 / 0.03	0.1–0.5 / 0.004–0.02	Ultra-Flush®	✓	66	10
RX 8146	0103096	135.5 / 5.33	10.5 / 0.41	10.0 / 0.39	6.0 / 0.24	0.8 / 0.03	0.2–1.0 / 0.01–0.04	Micro-Bevel®	✓	68	10
RX 8147	0103102	135.5 / 5.33	10.5 / 0.41	10.0 / 0.39	6.0 / 0.24	0.8 / 0.03	0.1–1.0 / 0.01–0.04	Flush	✓	68	10
RX 8148	0103119	135.5 / 5.33	10.5 / 0.41	10.0 / 0.39	6.0 / 0.24	0.8 / 0.03	0.1–0.8 / 0.01–0.03	Ultra-Flush®	✓	68	10
RX 8156	*	138.0 / 5.3	13.0 / 0.51	12.5 / 0.49	6.0 / 0.24	1.2 / 0.05	0.3–1.25 / 0.01–0.05	Micro-Bevel®	✓	70	10
RX 8157	*	138.0 / 5.3	13.0 / 0.51	12.5 / 0.49	6.0 / 0.24	1.2 / 0.05	0.2–1.25 / 0.01–0.05	Flush	✓	70	10
RX 8158	*	138.0 / 5.3	13.0 / 0.51	12.5 / 0.49	6.0 / 0.24	1.2 / 0.05	0.2–1.0 / 0.01–0.04	Ultra-Flush®	✓	70	10
RX 8166	*	147.0 / 5.8	16.0 / 0.63	16.0 / 0.63	8.0 / 0.31	1.6 / 0.06	0.4–1.5 / 0.02–0.06	Micro-Bevel®	✓	94	10
RX 8167	*	147.0 / 5.8	16.0 / 0.63	16.0 / 0.63	8.0 / 0.31	1.6 / 0.06	0.3–1.5 / 0.01–0.06	Flush	✓	94	10
RX 8168	*	147.0 / 5.8	16.0 / 0.63	16.0 / 0.63	8.0 / 0.31	1.6 / 0.06	0.3–1.25 / 0.01–0.05	Ultra-Flush®	✓	94	10

\* Tool manufactured to order. Please contact Lindström for more information.

## RX RX SERIES OBLIQUE CUTTERS

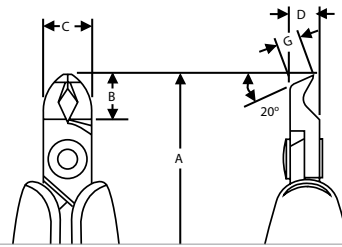
- Developed according to the ERGO® process for a comfortable and effective grip in all situations
- Material: High performance alloy steel
- Precision induction hardened edges 63–65 HRC
- ESD safe handles in 2-component synthetic material
- Precision screw joint that minimizes friction and maximizes alignment of cutting edges
- Biospring® reduces tension throughout the working cycle of the tool and can be adjusted in three different positions
- Cutting capacity is listed for solid copper wire

### 20° SHORT HEAD


**RX 8211**



Ideal for rework and close assembly needs



ergo®



Flush

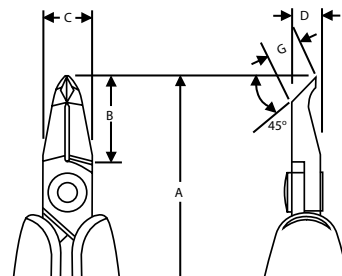
Part no.	EAN code 731415+	A mm / inch	B mm / inch	C mm / inch	D mm / inch	G mm / inch	Capacity mm / inch	Bevel / Cut result	Lead catcher option	Weight grams	Pack qty
RX 8211	0103188	134.5 / 5.29	9.5 / 0.37	10.0 / 0.39	6.0 / 0.24	4.1 / 0.16	0.2–1.2 / 0.01–0.05	Flush	✓	70	10

### 45° LONG HEAD


**RX 8247**



Ideal for rework and close assembly needs



ergo®



Flush

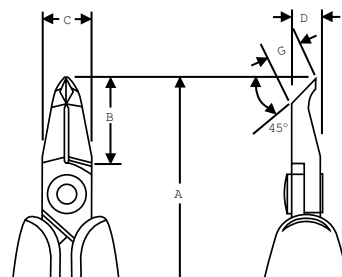
Part no.	EAN code 731415+	A mm / inch	B mm / inch	C mm / inch	D mm / inch	G mm / inch	Capacity mm / inch	Bevel / Cut result	Lead catcher option	Weight grams	Pack qty
RX 8247	0103164	143.0 / 5.63	18 / 0.71	10.0 / 0.39	6.0 / 0.24	6.7 / 0.26	0.2–1.0 / 0.01–0.04	Flush	✓	72	10

### 45° LONG HEAD

**RX 8248**



Ideal for rework and close assembly needs



ergo®



Flush

Part no.	EAN code 731415+	A mm / inch	B mm / inch	C mm / inch	D mm / inch	G mm / inch	Capacity mm / inch	Bevel / Cut result	Lead catcher option	Weight grams	Pack qty
RX 8248	0103171	143.0 / 5.63	18 / 0.71	10 / 0.39	6 / 0.24	6.7 / 0.26	0.2–0.8 / 0.01–0.03	Flush	✓	72	10

## RX SERIES MICRO TIP CUTTERS

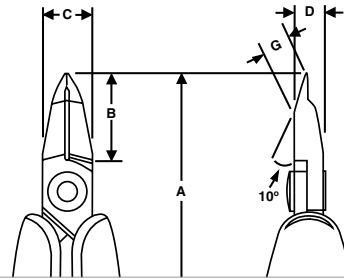
- Developed according to the ERGO® process for a comfortable and effective grip in all situations
- Material: High performance alloy steel
- Precision induction hardened edges 63–65 HRC
- ESD safe handles in 2-component synthetic material
- Precision screw joint that minimizes friction and maximizes alignment of cutting edges
- Biospring® reduces tension throughout the working cycle of the tool and can be adjusted in three different positions
- Cutting capacity is listed for solid copper wire

### 10° MICRO TIP


**RX 8233**



Ideal for rework and close fine pitch applications



ergo®



Flush

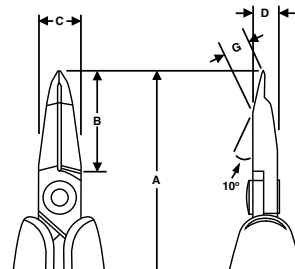
Part no.	EAN code	A	B	C	D	G	Capacity	Bevel / Cut result	Weight grams	Pack qty
	731415+	mm / inch	mm / inch	mm / inch	mm / inch	mm / inch	mm / inch			
RX 8233	0113521	149.0 / 5.9	22.3 / 0.87	10.6 / 0.41	7.0 / 0.27	7.2 / 0.28	0.1–0.6 / 0.004–0.024	Flush	69	1

### 10° MICRO TIP

**RX 8234**



Ideal for rework and close fine pitch applications



ergo®



Flush

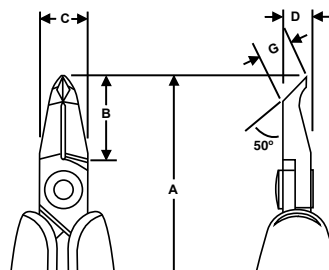
Part no.	EAN code	A	B	C	D	G	Capacity	Bevel / Cut result	Weight grams	Pack qty
	731415+	mm / inch	mm / inch	mm / inch	mm / inch	mm / inch	mm / inch			
RX 8234	0113538	141.0 / 4.5	14.2 / 0.56	10.6 / 0.41	7.0 / 0.27	3.2 / 0.12	0.05–0.4 / 0.002–0.018	Flush	62	1

### 50° MICRO TIP

**RX 8237**



Ideal for rework and close fine pitch applications



ergo®



Flush

Part no.	EAN code	A	B	C	D	G	Capacity	Bevel / Cut result	Weight grams	Pack qty
	731415+	mm / inch	mm / inch	mm / inch	mm / inch	mm / inch	mm / inch			
RX 8237	0113545	144.0 / 5.6	17.4 / 0.69	10.6 / 0.41	7.0 / 0.27	4.1 / 0.16	0.1–0.5 / 0.004–0.02	Flush	65	1

## RX RX SERIES FLAT NOSE PLIERS

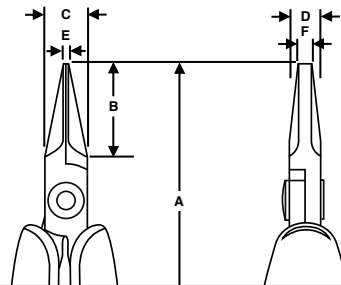
- Developed according to the ERGO® process for a comfortable and effective grip in all situations
- Material: High performance alloy steel
- Polished and tough hardened 55-58 HRC
- Precision screw joint that minimizes friction and maximizes jaw alignment
- ESD safe handles in 2-component synthetic material
- Micro-Touch™: The shape of the handles makes it possible to control and rotate the pliers between thumb and index finger for precision work
- Biospring® reduces tension throughout the working cycle of the tool and can be adjusted in three different positions

### FLAT NOSE

**RX 7490**



Smooth gripping jaws with radiused edges



ergo®



Smooth



Flat tip



Part no.	EAN code	A mm / inch	B mm / inch	C mm / inch	D mm / inch	E mm / inch	F mm / inch	Jaw surface	Weight grams	Pack qty
RX 7490	0103195	146.5 / 5.77	20.0 / 0.79	9.0 / 0.35	6.7 / 0.26	1.2 / 0.05	3.2 / 0.12	Smooth	70	10

## RX RX SERIES ROUND NOSE PLIERS

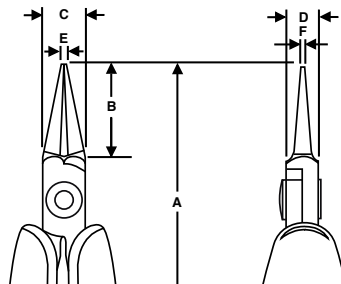
- Developed according to the ERGO® process for a comfortable and effective grip in all situations
- Material: High performance alloy steel
- Polished and tough hardened 55-58 HRC
- Precision screw joint that minimizes friction and maximizes jaw alignment
- ESD safe handles in 2-component synthetic material
- Micro-Touch™: The shape of the handles makes it possible to control and rotate the pliers between thumb and index finger for precision work
- Biospring® reduces tension throughout the working cycle of the tool and can be adjusted in three different positions

### ROUND NOSE

**RX 7590**



Round nose, fine jaws with no sharp edges



ergo®



Smooth



Round tip



Part no.	EAN code	A mm / inch	B mm / inch	C mm / inch	D mm / inch	E mm / inch	F mm / inch	Jaw surface	Weight grams	Pack qty
RX 7590	0103201	146.5 / 5.77	20.0 / 0.79	9.0 / 0.35	6.7 / 0.26	1.4 / 0.055	0.7 / 0.027	Smooth	69	10

## RX RX SERIES CHAIN NOSE PLIERS

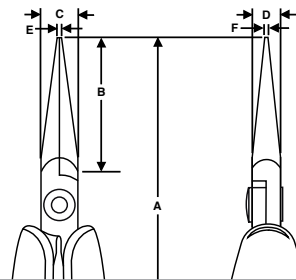
- Developed according to the ERGO® process for a comfortable and effective grip in all situations
- Material: High performance alloy steel
- Polished and tough hardened 55-58 HRC
- Precision screw joint that minimizes friction and maximizes jaw alignment
- ESD safe handles in 2-component synthetic material
- Micro-Touch™: The shape of the handles makes it possible to control and rotate the pliers between thumb and index finger for precision work
- Biospring® reduces tension throughout the working cycle of the tool and can be adjusted in three different positions

### CHAIN NOSE

RX 7890, RX 7891



RX 7890 with smooth jaws, radiused edges  
RX 7891 with serrated jaws



ergo®



Smooth



Serrated



Chain tip



Part no.	EAN code	A mm / inch	B mm / inch	C mm / inch	D mm / inch	E mm / inch	F mm / inch	Jaw surface	Weight grams	Pack qty
RX 7890	0103218	158.5 / 6.24	32.0 / 1.26	9.0 / 0.35	6.0 / 0.24	1.2 / 0.05	0.8 / 0.03	Smooth	72	10
RX 7891	0103225	158.5 / 6.24	32.0 / 1.26	9.0 / 0.35	6.0 / 0.24	1.2 / 0.05	0.8 / 0.03	Serrated	72	10

## RX RX SERIES BENT NOSE PLIERS

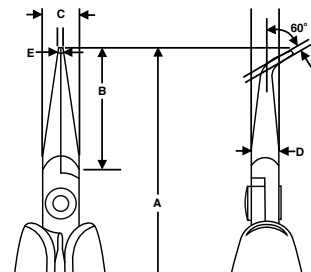
- Developed according to the ERGO® process for a comfortable and effective grip in all situations
- Material: High performance alloy steel
- Polished and tough hardened 55-58 HRC
- Precision screw joint that minimizes friction and maximizes jaw alignment
- ESD safe handles in 2-component synthetic material
- Micro-Touch™: The shape of the handles makes it possible to control and rotate the pliers between thumb and index finger for precision work
- Biospring® reduces tension throughout the working cycle of the tool and can be adjusted in three different positions

### BENT NOSE

RX 7892



Smooth jaws and bent tip angled at 60°, radiused edges



ergo®



Smooth



Chain tip



Part no.	EAN code	A mm / inch	B mm / inch	C mm / inch	D mm / inch	E mm / inch	F mm / inch	Jaw surface	Weight grams	Pack qty
RX 7892	0103232	155.5 / 6.12	29.0 / 1.14	9.0 / 0.35	6.7 / 0.26	1.2 / 0.05	0.8 / 0.03	Smooth	73	10

## RX RX SERIES SNIPE NOSE PLIERS

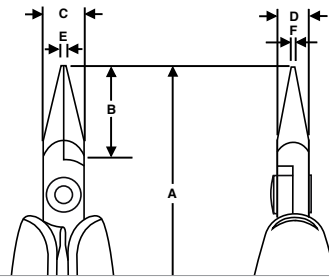
- Developed according to the ERGO® process for a comfortable and effective grip in all situations
- Material: High performance alloy steel
- Polished and tough hardened 55-58 HRC
- Precision screw joint that minimizes friction and maximizes jaw alignment
- ESD safe handles in 2-component synthetic material
- Micro-Touch™: The shape of the handles makes it possible to control and rotate the pliers between thumb and index finger for precision work
- Biospring® reduces tension throughout the working cycle of the tool and can be adjusted in three different positions

### SNIPE NOSE

RX 7893



Smooth jaws  
with radiused  
edges



ergo®



Smooth



Chain tip

Part no.	EAN code	A mm / inch	B mm / inch	C mm / inch	D mm / inch	E mm / inch	F mm / inch	Jaw surface	Weight grams	Pack qty
RX 7893	0103249	146.5 / 5.77	20.0 / 0.79	9.0 / 0.35	6.7 / 0.26	1.2 / 0.05	0.8 / 0.03	Smooth	71	10

## RX RX SERIES NEEDLE NOSE PLIERS

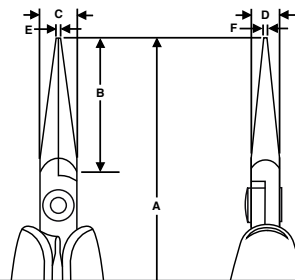
- Developed according to the ERGO® process for a comfortable and effective grip in all situations
- Material: High performance alloy steel
- Polished and tough hardened 55-58 HRC
- Precision screw joint that minimizes friction and maximizes jaw alignment
- ESD safe handles in 2-component synthetic material
- Micro-Touch™: The shape of the handles makes it possible to control and rotate the pliers between thumb and index finger for precision work
- Biospring® reduces tension throughout the working cycle of the tool and can be adjusted in three different positions

### NEEDLE NOSE

RX 7894



Smooth jaws  
with radiused  
edges



ergo®



Smooth



Chain tip

Part no.	EAN code	A mm / inch	B mm / inch	C mm / inch	D mm / inch	E mm / inch	F mm / inch	Jaw surface	Weight grams	Pack qty
RX 7894	0212101	158.5 / 6.24	32.0 / 1.26	9.0 / 0.35	6.0 / 0.24	1.2 / 0.05	0.8 / 0.03	Smooth	70	10



## RX RX SERIES HEAVY DUTY CUTTER

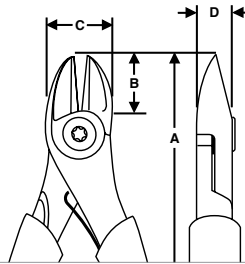
- Non-slip handle with “gills” produces a positive grip
- Progressive Bevel cutting edges – suited for copper wire at the tip and hard steel wire near the jaws – for versatile operation
- Tough design makes this cutter ideal for production, maintenance, repair and service applications
- Rivet joint that minimizes friction and maximizes jaw alignment
- Cutting edges hardened to 63–65 HRC for durable performance
- High leverage joint to reduce cutting force
- On/off spring enables reduced profile for easy storage

### HEAVY DUTY

#### TRX 8180



Progressive Bevel technology for both soft and hard wire applications



Progressive Bevel

Part no.	EAN code 731415+	A mm / inch	B mm / inch	C mm / inch	D mm / inch	Capacity Cu mm / inch	Capacity Fe+ mm / inch	Capacity Piano mm / inch	Bevel / Cut result	Weight grams	Pack qty
TRX 8180	0112272	210.0 / 8.26	21.0 / 0.826	29.0 / 1.141	11.0 / 0.433	4.5 / 0.177	3.0 / 0.118	2.5 / 0.10	Progressive Bevel	304	10

## MULTIPURPOSE SHEAR

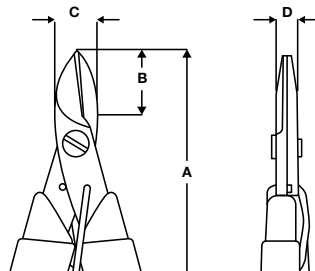
- User-friendly, durable and fits comfortably in either hand
- High carbon steel blades with a hardness of 57–59 HRC
- Serrations on one edge to prevent the material being cut from sliding away (HS6000)
- Precision screw joint that minimizes friction and maximizes alignment of cutting edges
- ESD safe non-slip, cushioned grips
- Ideal for cutting insulation, cables, ties and corded material of all types

### MULTIPURPOSE SHEAR

#### HS6000, HS6001



HS6000 with serrated jaws  
HS6001 with smooth jaws



Smooth



Serrated

Part no.	EAN code 731415	A mm / inch	B mm / inch	C mm / inch	D mm / inch	Jaw surface	Weight grams	Pack qty
HS6000	01113781	145.0 / 5.7	29.0 / 1.1	12.7 / 0.5	6.4 / 0.2	Serrated	88	10
HS6001	*	145.0 / 5.7	29.0 / 1.1	12.7 / 0.5	6.4 / 0.2	Smooth	88	10

\* Tool manufactured to order. Please contact Lindström for more information.

**ESD SAFE PLASTIC CUTTER**

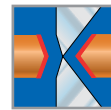
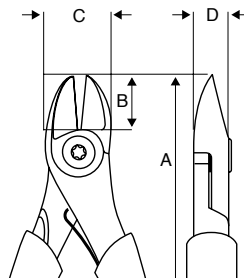
- Oval relieved cutting head for applications where access is limited
- Extremely strong construction for long lasting performance
- Designed to produce a Flush result on plastic, nylon and cabled wire applications
- Developed according to the ERGO® process for a comfortable and effective grip in all situations
- Rivet joint that minimizes friction and maximizes jaw alignment
- ESD safe handles in 2-component synthetic material
- On/off spring enables reduced profile or easy storage

**PLASTIC**

**P6160**



For plastic, solid and braided copper wire applications



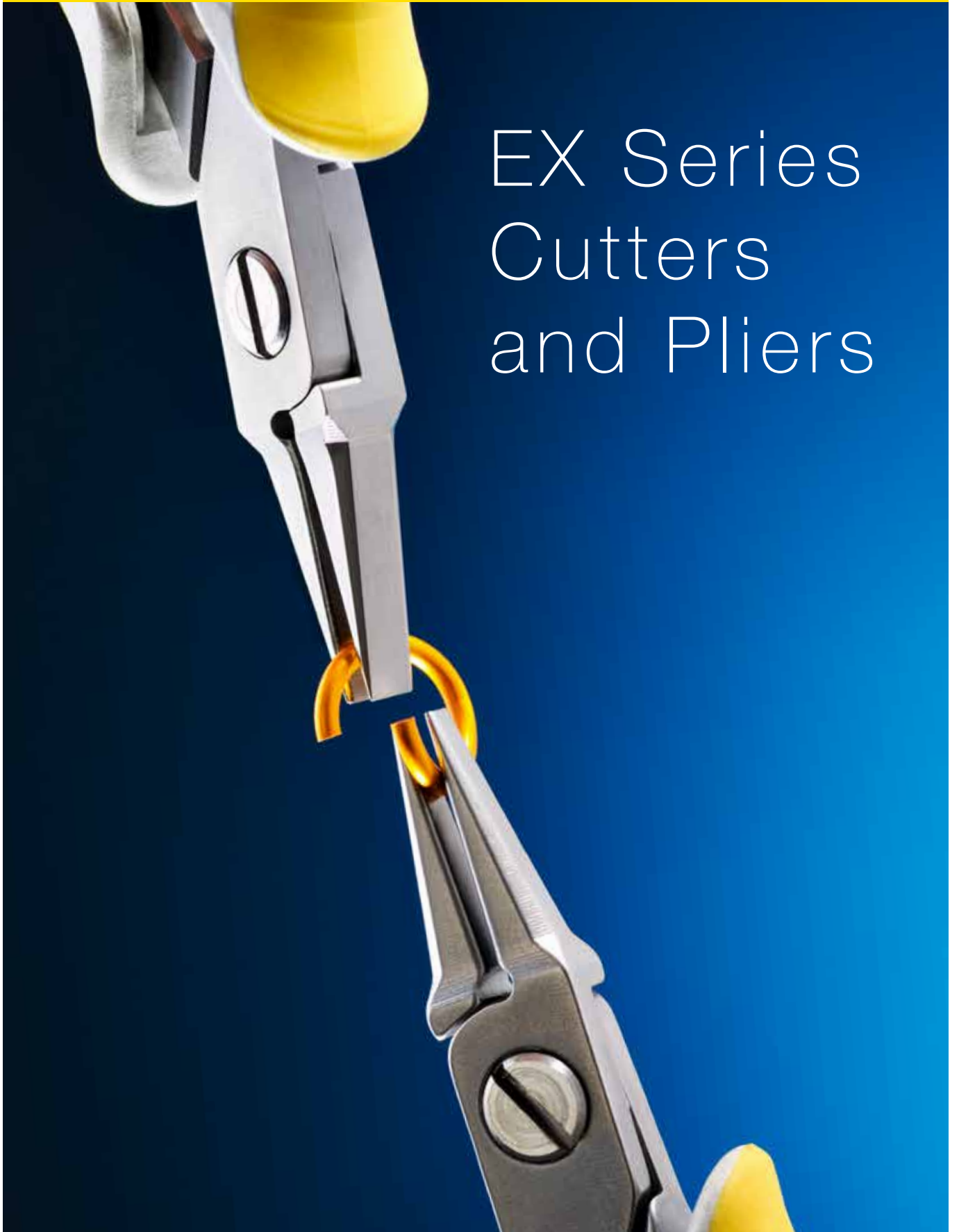
Flush

Part no.	EAN code 731415+	A mm / inch	B mm / inch	C mm / inch	D mm / inch	Capacity solid copper mm / inch	Capacity insulated cable mm / inch	Bevel / Cut result	Weight grams	Pack qty
P6160	1150755	160.0 / 6.3	18.0 / 0.7	21.5 / 0.85	10.0 / 0.39	1.5 / 0.059	3.0 / 0.118	Flush	162	10



The ESD safe plastic cutter P6160 leaves a Flush cut on plastic and nylon parts.


# EX Series Cutters and Pliers




INTRODUCTION EX SERIES

# High precision EX Series Cutters and Pliers


Our Swiss-made EX Series cutters and pliers are outstanding tools for bead and wire artists and electronics assembly. EX pliers feature jaws designed for smooth nick-free wire bending.



Lap joint with screw  
to achieve a high  
level of strength and  
precision



High quality steel  
provides strength  
and durability



Dual steel  
leaf springs

Wide, ergonomic handles distribute hand pressure evenly. High-friction grips allow precise handling and maximum comfort. Induction hardened, high-chromium steel alloy and special precision screw joint offer precision alignment and extended tool life.



All Lindström EX Series cutters and pliers are ESD safe and safely dissipate electrostatic charges, reducing the possibility of damage to sensitive components.

*Warning! Lindström cutters and pliers should never be used on electrified equipment.*



*EX 8150 diagonal cutter with oval head. Perfect for cutting leads, jewelry wire, and general assembly applications.*



*EX 7890 long chain nose pliers with smooth jaws.*

## EX SERIES DIAGONAL CUTTERS

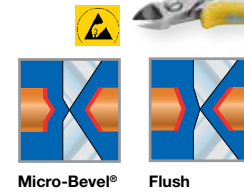
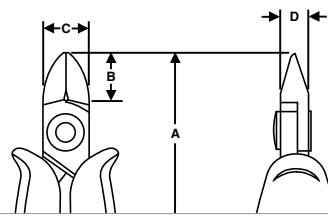
- Material: High performance alloy steel
- Polished and tough hardened 63–65 HRC
- Precision screw joint that minimizes friction and maximizes alignment of cutting edges
- ESD safe 2-component handles with soft comfortable gripping surface and hard plastic core
- Dual leaf springs in stainless steel
- Cutting capacity is listed for solid copper wire

### OVAL HEAD

EX 8140, EX 8141, EX 8150, EX 8151



Ideal for cutting leads, jewelry wire, and general assembly applications



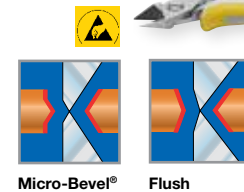
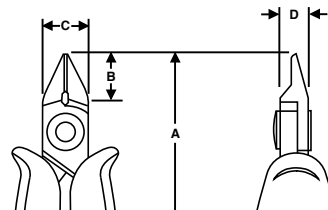
Part no.	EAN code 731415+	A mm / inch	B mm / inch	C mm / inch	D mm / inch	Capacity mm / inch	Bevel / Cut result	Weight grams	Pack qty
EX 8140	0120003	123.0 / 4.825	10.0 / 0.393	10.0 / 0.393	6.4 / 0.252	0.2–1.25 / 0.008–0.049	Micro-Bevel®	76	10
EX 8141	0120004	123.0 / 4.825	10.0 / 0.393	10.0 / 0.393	6.4 / 0.252	0.1–1.2 / 0.004–0.047	Flush	76	10
EX 8150	0120006	125.0 / 4.921	12.5 / 0.492	12.5 / 0.492	6.4 / 0.252	0.3–1.6 / 0.011–0.062	Micro-Bevel®	76	10
EX 8151	0120007	125.0 / 4.921	12.5 / 0.492	12.5 / 0.492	6.4 / 0.252	0.2–1.6 / 0.008–0.062	Flush	76	10

### TAPERED AND RELIEVED HEAD

EX 776, EX 777



Ideal for use in confined spaces and for rework



Part no.	EAN code 731415+	A mm / inch	B mm / inch	C mm / inch	D mm / inch	Capacity mm / inch	Bevel / Cut result	Weight grams	Pack qty
EX 776	0120013	123.0 / 4.825	10.0 / 0.393	10.0 / 0.393	6.4 / 0.251	0.2–1.25 / 0.008–0.049	Micro-Bevel®	75	10
EX 777	0109661	123.0 / 4.825	10.0 / 0.393	10.0 / 0.393	6.4 / 0.251	0.1–1.2 / 0.004–0.047	Flush	75	10

# EX cutters and pliers

## EX EX SERIES ROUND/FLAT NOSE PLIERS


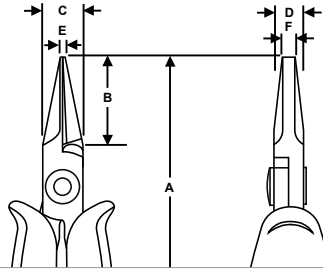
- Material: High performance alloy steel
- Polished and tough hardened 58–60 HRC
- Precision screw joint that minimizes friction and maximizes jaw alignment
- ESD safe 2-component handles with soft comfortable gripping surface and hard plastic core
- Dual leaf springs in stainless steel
- EX Series pliers have super-radiused edges to keep pliers from nicking jewelry metals

### ROUND/FLAT NOSE

EX 7450



Smooth gripping jaws with super-radiused edges



Part no.	EAN code 731415+	A mm / inch	B mm / inch	C mm / inch	D mm / inch	E mm / inch	F mm / inch	Jaw surface	Weight grams	Pack qty
EX 7450	0120019	133.0 / 5.236	20.0 / 0.787	10.0 / 0.393	6.4 / 0.251	1.2 / 0.047	4.0 / 0.157	Smooth	76	10

## EX EX SERIES FLAT NOSE PLIERS


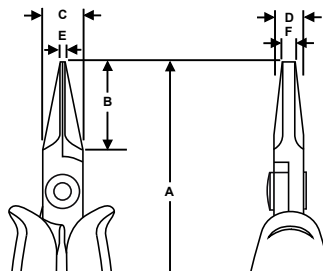
- Material: High performance alloy steel
- Polished and tough hardened 58–60 HRC
- Precision screw joint that minimizes friction and maximizes jaw alignment
- ESD safe 2-component handles with soft comfortable gripping surface and hard plastic core
- Dual leaf springs in stainless steel
- EX Series pliers have super-radiused edges to keep pliers from nicking jewelry metals

### FLAT NOSE

EX 7490



Smooth gripping jaws with super-radiused edges



Part no.	EAN code 731415+	A mm / inch	B mm / inch	C mm / inch	D mm / inch	E mm / inch	F mm / inch	Jaw surface	Weight grams	Pack qty
EX 7490	0120014	133.0 / 5.236	20.0 / 0.787	10.0 / 0.393	6.4 / 0.251	1.2 / 0.047	4.0 / 0.157	Smooth	76	10

## EX EX SERIES ROUND NOSE PLIERS


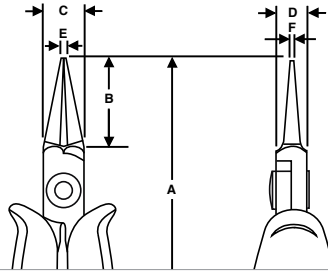
- Material: High performance alloy steel
- Polished and tough hardened 58–60 HRC
- Precision screw joint that minimizes friction and maximizes jaw alignment
- ESD safe 2-component handles with soft comfortable gripping surface and hard plastic core
- Dual leaf springs in stainless steel
- EX Series pliers have super-radiused edges to keep pliers from nicking jewelry metals

### ROUND NOSE

EX 7590



Round nose, fine jaws with no sharp edges



Smooth

Round tip


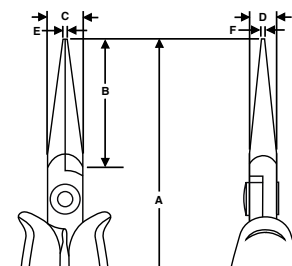
Part no.	EAN code	A	B	C	D	E	F	Jaw surface	Weight grams	Pack qty
	731415+	mm / inch	mm / inch	mm / inch	mm / inch	mm / inch	mm / inch			
EX 7590	0109678	133.0 / 5.236	20.0 / 0.787	10.0 / 0.393	6.4 / 0.251	2.0 / 0.078	1.0 / 0.039	Smooth	76	10

## EX EX SERIES CHAIN NOSE PLIERS

- Material: High performance alloy steel
- Polished and tough hardened 58–60 HRC
- Precision screw joint that minimizes friction and maximizes jaw alignment
- ESD safe 2-component handles with soft comfortable gripping surface and hard plastic core
- Dual leaf springs in stainless steel
- EX Series pliers have super-radiused edges to keep pliers from nicking jewelry metals

### CHAIN NOSE

EX 7890



Smooth

Chain tip

Part no.	EAN code	A	B	C	D	E	F	Jaw surface	Weight grams	Pack qty
	731415+	mm / inch	mm / inch	mm / inch	mm / inch	mm / inch	mm / inch			
EX 7890	0120016	143.0 / 5.866	30.0 / 1.181	10.0 / 0.393	6.4 / 0.251	1.2 / 0.047	1.0 / 0.039	Smooth	76	10


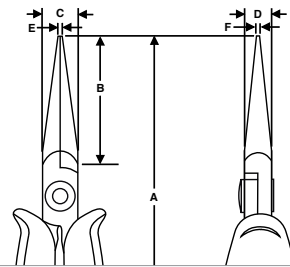


## EX EX SERIES NEEDLE NOSE PLIERS

- Material: High performance alloy steel
- Polished and tough hardened 58–60 HRC
- Precision screw joint that minimizes friction and maximizes jaw alignment
- ESD safe 2-component handles with soft comfortable gripping surface and hard plastic core
- Dual leaf springs in stainless steel
- EX Series pliers have super-radiused edges to keep pliers from nicking jewelry metals

### NEEDLE NOSE

EX 7894



Part no.	EAN code 731415+	A mm / inch	B mm / inch	C mm / inch	D mm / inch	E mm / inch	F mm / inch	Jaw surface	Weight grams	Pack qty
EX 7894	0120017	143.0 / 5.866	30.0 / 1.181	10.0 / 0.393	6.4 / 0.251	1.2 / 0.047	1.0 / 0.039	Smooth	76	10





INTRODUCTION 80 SERIES

# The original Lindström 80 Series Cutters

Tried and true performance for the traditional user. The Lindström 80 Series remains the top choice for the traditional user. This range of cutters offers unsurpassed cutting capacity covering a wide range of wire dimensions and types. This is the technology that “started it all” for Lindström.

Precision screw joint minimizes friction and maximizes alignment of cutting edges

Precision induction hardened allowing a Rockwell hardness of 63–65 HRC

Precision-ground cutting edges for exceptionally long life

Non-slip textured handles are equipped with leaf springs

Perfectly sized grips allow precise handling and effortless comfort. Induction hardened, high-chromium steel alloy and precision screw joint offer excellent alignment and extended tool life.



All Lindström 80 Series cutters are ESD safe and safely dissipate electrostatic charges, reducing the possibility of damage to sensitive components.

*Warning! Lindström cutters and pliers should never be used on electrified equipment.*



Durable, easily replaceable, dual steel leaf springs

All 80 Series cutters are ESD safe



*8140 oval head cutter, ideal for wire harness work and standard printed circuit board assembly.*



*8144 tapered head cutter, ideal for assembly work where accessibility is a consideration.*

## 80 80 SERIES DIAGONAL CUTTERS


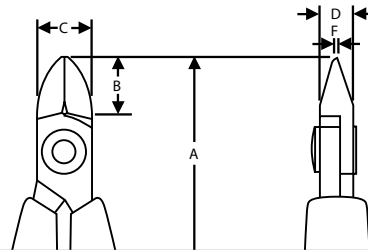
- Material: High performance alloy steel
- Exacting induction hardened edges 63–65 HRC
- ESD safe handles in synthetic material with leaf springs
- Precision screw joint that minimizes friction and maximizes alignment of cutting edges
- Cutting capacity is listed for solid copper wire

### OVAL HEAD

8130–8162



Ideal for wire harness work and standard printed circuit board assembly



Part no.	EAN code 731415+	A mm / inch	B mm / inch	C mm / inch	D mm / inch	F mm / inch	Capacity mm / inch	Bevel / Cut result	Lead catcher option	Weight grams	Pack qty
8130	0050918	108.0 / 4.25	8.0 / 0.31	8.0 / 0.31	5.0 / 0.20	0.8 / 0.03	0.2–1.25 / 0.01–0.05	Micro-Bevel®	✓	43	10
8131	0050925	108.0 / 4.25	8.0 / 0.31	8.0 / 0.31	5.0 / 0.20	0.8 / 0.03	0.1–1.25 / 0.01–0.05	Flush	✓	43	10
8132	0050932	108.0 / 4.25	8.0 / 0.31	8.0 / 0.31	5.0 / 0.20	0.8 / 0.03	0.1–0.8 / 0.01–0.03	Ultra-Flush®	✓	44	10
8140	0050949	110.0 / 4.33	10.0 / 0.39	10.0 / 0.39	6.0 / 0.24	0.8 / 0.03	0.2–1.25 / 0.01–0.05	Micro-Bevel®	✓	46	10
8141	0050987	110.0 / 4.33	10.0 / 0.39	10.0 / 0.39	6.0 / 0.24	0.8 / 0.03	0.1–1.25 / 0.01–0.05	Flush	✓	45	10
8142	0051007	110.0 / 4.33	10.0 / 0.39	10.0 / 0.39	6.0 / 0.24	0.8 / 0.03	0.1–1.0 / 0.01–0.04	Ultra-Flush®	✓	46	10
8150	0051113	112.5 / 4.43	12.5 / 0.50	12.5 / 0.50	6.0 / 0.24	1.2 / 0.05	0.3–1.6 / 0.01–0.06	Micro-Bevel®	✓	50	10
8151	0051199	112.5 / 4.43	12.5 / 0.50	12.5 / 0.50	6.0 / 0.24	1.2 / 0.05	0.2–1.6 / 0.01–0.06	Flush	✓	49	10
8152	0052097	112.5 / 4.43	12.5 / 0.50	12.5 / 0.50	6.0 / 0.24	1.2 / 0.05	0.1–1.25 / 0.01–0.05	Ultra-Flush®	✓	49	10
8160	0051229	125.0 / 4.92	16.0 / 0.63	16.0 / 0.63	8.0 / 0.31	1.6 / 0.06	0.4–2.0 / 0.02–0.08	Micro-Bevel®	✓	88	10
8161	0051328	125.0 / 4.92	16.0 / 0.63	16.0 / 0.63	8.0 / 0.31	1.6 / 0.06	0.3–2.0 / 0.01–0.08	Flush	✓	88	10
8162	0051335	125.0 / 4.92	16.0 / 0.63	16.0 / 0.63	8.0 / 0.31	1.6 / 0.06	0.3–1.6 / 0.01–0.06	Ultra-Flush®	✓	88	10



Flush cutters are identified by a circle on the handle, as seen here on 80 Series cutters. Double circles indicate Ultra-Flush® cutters. On RX Series cutters, the circle icons are located inside the end of the handles.

## 80 80 SERIES DIAGONAL CUTTERS

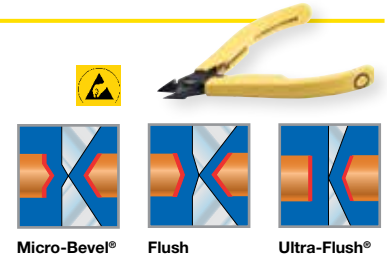
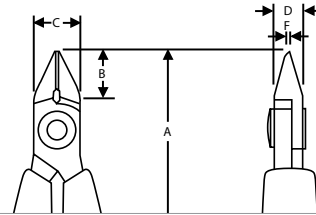
- Material: High performance alloy steel
- Exacting induction hardened edges 63–65 HRC
- ESD safe handles in synthetic material with leaf springs
- Precision screw joint that minimizes friction and maximizes alignment of cutting edges
- Cutting capacity is listed for solid copper wire

### TAPERED HEAD

8133–8165



Ideal for assembly work where accessibility is a consideration



Part no.	EAN code 731415+	A mm / inch	B mm / inch	C mm / inch	D mm / inch	F mm / inch	Capacity mm / inch	Bevel / Cut result	Lead catcher option	Weight grams	Pack qty
8133	*	108.0 / 4.25	8.0 / 0.31	8.0 / 0.31	5.0 / 0.2	0.6 / 0.02	0.2–1.0 / 0.008–0.04	Micro-Bevel®	✓	43	10
8134	*	108.0 / 4.25	8.0 / 0.31	8.0 / 0.31	5.0 / 0.2	0.6 / 0.02	0.1–0.8 / 0.004–0.03	Flush	✓	43	10
8135	*	108.0 / 4.25	8.0 / 0.31	8.0 / 0.31	5.0 / 0.2	0.6 / 0.02	0.1–0.5 / 0.004–0.02	Ultra-Flush®	✓	43	10
8143	0051021	110.0 / 4.33	10.0 / 0.39	10.0 / 0.39	6.0 / 0.24	0.8 / 0.03	0.2–1.25 / 0.01–0.05	Micro-Bevel®	✓	46	10
8144	0051045	110.0 / 4.33	10.0 / 0.39	10.0 / 0.39	6.0 / 0.24	0.8 / 0.03	0.2–1.25 / 0.01–0.05	Flush	✓	46	10
8145	0051052	110.0 / 4.33	10.0 / 0.39	10.0 / 0.39	6.0 / 0.24	0.8 / 0.03	0.1–1.0 / 0.01–0.04	Ultra-Flush®	✓	46	10
8153	0051205	112.5 / 4.43	12.5 / 0.50	12.5 / 0.50	6.0 / 0.24	1.2 / 0.05	0.3–1.6 / 0.01–0.06	Micro-Bevel®	✓	49	10
8154	0052103	112.5 / 4.43	12.5 / 0.50	12.5 / 0.50	6.0 / 0.24	1.2 / 0.05	0.2–1.6 / 0.01–0.06	Flush	✓	49	10
8155	0052110	112.5 / 4.43	12.5 / 0.50	12.5 / 0.50	6.0 / 0.24	1.2 / 0.05	0.2–1.25 / 0.01–0.05	Ultra-Flush®	✓	49	10
8163	0051342	125.0 / 4.92	16.0 / 0.63	16.0 / 0.63	8.0 / 0.31	1.6 / 0.06	0.4–2.0 / 0.02–0.08	Micro-Bevel®	✓	88	10
8164	0052141	125.0 / 4.92	16.0 / 0.63	16.0 / 0.63	8.0 / 0.31	1.6 / 0.06	0.3–2.0 / 0.01–0.08	Flush	✓	88	10
8165	0052158	125.0 / 4.92	16.0 / 0.63	16.0 / 0.63	8.0 / 0.31	1.6 / 0.06	0.3–1.6 / 0.01–0.06	Ultra-Flush®	✓	88	10

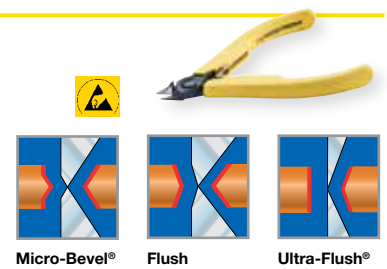
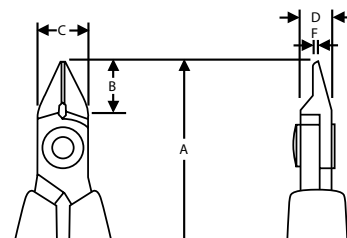
\* Tool manufactured to order. Please contact Lindström for more information.

### TAPERED AND RELIEVED HEAD

8136–8168



Ideal for use in confined spaces and for rework



Part no.	EAN code 731415+	A mm / inch	B mm / inch	C mm / inch	D mm / inch	F mm / inch	Capacity mm / inch	Bevel / Cut result	Lead catcher option	Weight grams	Pack qty
8136	*	108.0 / 4.25	8.0 / 0.31	8.0 / 0.31	5.0 / 0.2	0.6 / 0.02	0.1–0.8 / 0.004–0.03	Micro-Bevel®	✓	43	10
8137	*	108.0 / 4.25	8.0 / 0.31	8.0 / 0.31	5.0 / 0.2	0.6 / 0.02	0.1–0.8 / 0.004–0.03	Flush	✓	43	10
8138	*	108.0 / 4.25	8.0 / 0.31	8.0 / 0.31	5.0 / 0.2	0.6 / 0.02	0.1–0.5 / 0.004–0.02	Ultra-Flush®	✓	43	10
8146	0051076	110.0 / 4.33	10.0 / 0.39	10.0 / 0.39	6.0 / 0.24	0.8 / 0.03	0.2–1.0 / 0.01–0.04	Micro-Bevel®	✓	46	10
8147	0051083	110.0 / 4.33	10.0 / 0.39	10.0 / 0.39	6.0 / 0.24	0.8 / 0.03	0.1–1.0 / 0.01–0.04	Flush	✓	46	10
8148	0051090	110.0 / 4.33	10.0 / 0.39	10.0 / 0.39	6.0 / 0.24	0.8 / 0.03	0.1–0.8 / 0.01–0.03	Ultra-Flush®	✓	45	10
8156	0051212	112.5 / 4.43	12.5 / 0.50	12.5 / 0.50	6.0 / 0.24	1.2 / 0.05	0.3–1.25 / 0.01–0.05	Micro-Bevel®	✓	49	10
8157	0052127	112.5 / 4.43	12.5 / 0.50	12.5 / 0.50	6.0 / 0.24	1.2 / 0.05	0.2–1.25 / 0.01–0.05	Flush	✓	49	10
8158	0052134	112.5 / 4.43	12.5 / 0.50	12.5 / 0.50	6.0 / 0.24	1.2 / 0.05	0.2–1.0 / 0.01–0.04	Ultra-Flush®	✓	49	10
8166	*	125.0 / 4.92	16.0 / 0.63	16.0 / 0.63	8.0 / 0.31	1.6 / 0.06	0.4–1.5 / 0.02–0.06	Micro-Bevel®	✓	52	10
8167	*	125.0 / 4.92	16.0 / 0.63	16.0 / 0.63	8.0 / 0.31	1.6 / 0.06	0.3–1.5 / 0.01–0.06	Flush	✓	52	10
8168	*	125.0 / 4.92	16.0 / 0.63	16.0 / 0.63	8.0 / 0.31	1.6 / 0.06	0.3–1.25 / 0.01–0.05	Ultra-Flush®	✓	51	10

\* Tool manufactured to order. Please contact Lindström for more information.

# 80 series cutters

## 80 80 SERIES OBLIQUE CUTTERS

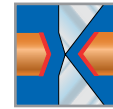
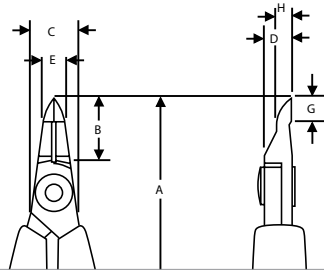
- Material: High performance alloy steel
- Exacting induction hardened edges 63–65 HRC
- ESD safe handles in synthetic material with leaf springs
- Precision screw joint that minimizes friction and maximizes alignment of cutting edges
- Cutting capacity is listed for solid copper wire

### TIP CUTTER

8149



Ideal for use with multi-lead components and for rework



Flush


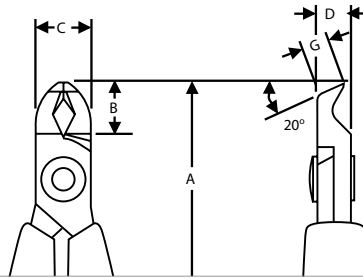
Part no.	EAN code 731415+	A mm / inch	B mm / inch	C mm / inch	D mm / inch	E mm / inch	G mm / inch	H mm / inch	Capacity mm / inch	Bevel / Cut result	Lead catcher option	Weight grams	Pack qty
8149	0051106	114.0 / 4.49	14.0 / 0.55	5.0 / 0.23	6.0 / 0.24	5.0 / 0.23	5.0 / 0.23	3.2 / 0.13	0.1–0.6 / 0.01–0.02	Flush	✓	48	10

### 20° ANGLE HEAD

8211



Short opposing jaws make this oblique cutter powerful and versatile



Flush

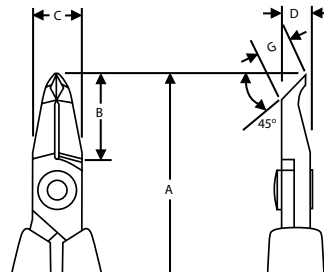
Part no.	EAN code 731415+	A mm / inch	B mm / inch	C mm / inch	D mm / inch	G mm / inch	Capacity mm / inch	Bevel / Cut result	Lead catcher option	Weight grams	Pack qty
8211	0101030	110.0 / 4.33	9.5 / 0.37	10.0 / 0.39	6.0 / 0.24	4.1 / 0.16	0.2–1.2 / 0.01–0.05	Flush	✓	43	10

### 45° TAPERED HEAD

8247



Ideal for rework and close assembly needs



Flush

Part no.	EAN code 731415+	A mm / inch	B mm / inch	C mm / inch	D mm / inch	G mm / inch	Capacity mm / inch	Bevel / Cut result	Lead catcher option	Weight grams	Pack qty
8247	0051397	117.5 / 4.63	18.0 / 0.71	10.0 / 0.39	6.0 / 0.24	6.7 / 0.26	0.2–1.0 / 0.01–0.04	Flush	✓	51	10

# 80 series cutters

## 80 80 SERIES OBLIQUE CUTTERS

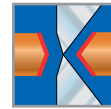
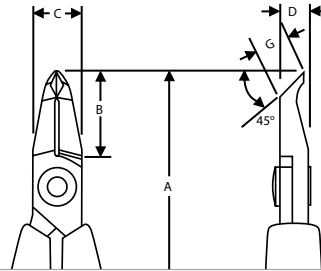
- Material: High performance alloy steel
- Exacting induction hardened edges 63–65 HRC
- ESD safe handles in synthetic material with leaf springs
- Precision screw joint that minimizes friction and maximizes alignment of cutting edges
- Cutting capacity is listed for solid copper wire

### 45° LONG TAPERED & RELIEVED HEAD

8248



Long reach and relieved tips for unmatched accessibility



Flush

Part no.	EAN code 731415+	A mm / inch	B mm / inch	C mm / inch	D mm / inch	G mm / inch	Capacity mm / inch	Bevel / Cut result	Lead catcher option	Weight grams	Pack qty
8248	0051427	117.5 / 4.63	18.0 / 0.71	10.0 / 0.39	6.0 / 0.24	6.7 / 0.26	0.2–0.8 / 0.01–0.03	Flush	✓	51	10




Stents can be trimmed with Lindström 8130 cutters.

INTRODUCTION SUPREME SERIES

# Lindström Supreme Series for dependable results

Traditional Lindström Supreme cutters and pliers provide great performance in applications like general electronics assembly, fine mechanical work and precise wire bending.

The Supreme Series features a precision screw & nut in an advanced lap joint design. Joint play is held to a minimum, ensuring precise alignment of the jaws even at the tips. Supreme Series oblique end cutters are preferred by jewelry and wire artists, while transverse cutters are uniquely suited to trimming leads in hard-to-reach assemblies.







All Supreme products have ESD safe handles

Double-leaf springs for quick opening

Non-slip textured handles provide a natural fit for comfortable control



All Lindström Supreme Series cutters and pliers are ESD safe and safely dissipate electrostatic charges, reducing the possibility of damage to sensitive components.

*Warning! Lindström cutters and pliers should never be used on electrified equipment.*



*7292 Supreme miniature end cutter is ideal for use in confined spaces.*



*7590 Supreme round nose pliers with no sharp edges.*

# Supreme cutters and pliers

## SUP SUPREME SERIES DIAGONAL CUTTERS


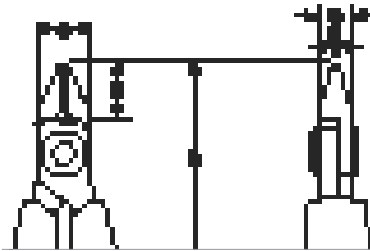
- Material: High performance alloy steel
- Polished and precision induction hardened to 63–65 HRC
- Precision screw joint that minimizes friction and maximizes alignment of cutting edges
- ESD safe handles in synthetic material with leaf springs
- Cutting capacity is listed for solid copper wire

### TAPERED HEAD


7190, 7191



Ideal for assembly work where access is a consideration



Micro-Bevel®



Flush

Part no.	EAN code 731415+	A mm / inch	B mm / inch	C mm / inch	D mm / inch	F mm / inch	Capacity mm / inch	Bevel / Cut result	Lead catcher option	Weight grams	Pack qty
7190	0052479	109.0 / 4.29	9.0 / 0.35	9.0 / 0.35	6.0 / 0.24	1.0 / 0.04	0.2–1.0 / 0.01–0.05	Micro-Bevel®	✓	50	10
7191	0052509	109.0 / 4.29	9.0 / 0.35	9.0 / 0.35	6.0 / 0.24	1.0 / 0.04	0.1–1.0 / 0.01–0.05	Flush	✓	50	10

## SUP SUPREME SERIES OBLIQUE CUTTERS


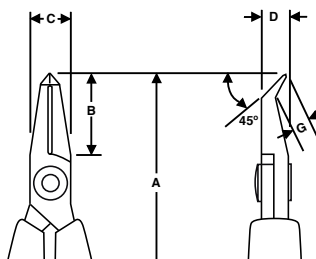
- Material: High performance alloy steel
- Polished and precision induction hardened to 63–65 HRC
- Precision screw joint that minimizes friction and maximizes alignment of cutting edges
- ESD safe handles in synthetic material with leaf springs
- Cutting capacity is listed for solid copper wire

### REVERSE ANGLE

7280



Ideal for use in confined spaces



Flush

Part no.	EAN code 731415+	A mm / inch	B mm / inch	C mm / inch	D mm / inch	G mm / inch	Capacity mm / inch	Bevel / Cut result	Weight grams	Pack qty
7280	0052523	118.0 / 4.64	18.0 / 0.71	9.0 / 0.35	6.0 / 0.24	3.5 / 0.14	0.2–0.8 / 0.01–0.03	Flush	54	10

# Supreme cutters and pliers

## SUP SUPREME SERIES OBLIQUE CUTTERS

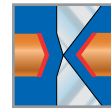
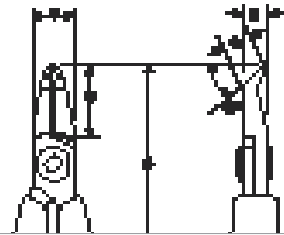
- Material: High performance alloy steel
- Polished and precision induction hardened to 58–60 HRC
- Precision screw joint that minimizes friction and maximizes alignment of cutting edges
- ESD safe handles in synthetic material with leaf springs
- Cutting capacity is listed for solid copper wire

### ANGLE

7285



Ideal for rework and close assembly needs



Flush


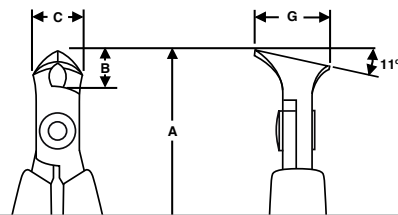
Part no.	EAN code	A mm / inch	B mm / inch	C mm / inch	D mm / inch	G mm / inch	Capacity mm / inch	Bevel / Cut result	Weight grams	Pack qty
7285	0052530	120.0 / 4.72	20.0 / 0.79	9.0 / 0.35	6.0 / 0.24	6.0 / 0.26	0.2–1.0 / 0.01–0.04	Flush	56	10

### END

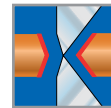
7290, 7291



Angled shape ideal for use in confined spaces



Micro-Bevel®



Flush

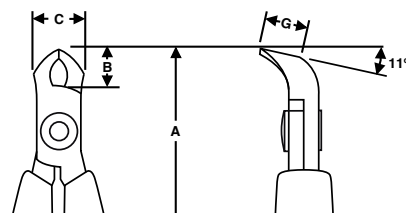
Part no.	EAN code	A mm / inch	B mm / inch	C mm / inch	G mm / inch	Capacity mm / inch	Bevel / Cut result	Weight grams	Pack qty
7290	0052547	108.0 / 4.25	8.0 / 0.31	10.5 / 0.41	15.0 / 0.59	0.35–1.25 / 0.01–0.05	Micro-Bevel®	56	10
7291	0052554	108.0 / 4.25	8.0 / 0.31	10.5 / 0.41	15.0 / 0.59	0.35–1.25 / 0.01–0.05	Flush	56	10

### END

7293



Angled shape ideal for use in confined spaces



Flush

Part no.	EAN code	A mm / inch	B mm / inch	C mm / inch	G mm / inch	Capacity mm / inch	Bevel / Cut result	Weight grams	Pack qty
7293	0052592	108.0 / 4.25	8.0 / 0.31	10.5 / 0.41	8.0 / 0.31	0.35–1.0 / 0.01–0.04	Flush	56	10

# Supreme cutters and pliers

## SUP SUPREME SERIES MINIATURE END CUTTERS


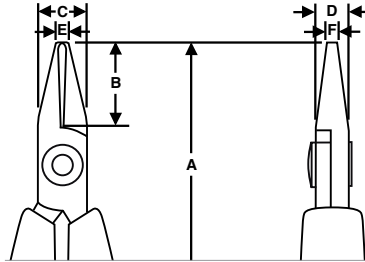
- Material: High performance alloy steel
- Polished and induction hardened to 58–60 HRC
- Precision screw joint that minimizes friction and maximizes alignment of cutting edges
- ESD safe handles in synthetic material with leaf springs
- Cutting capacity is listed for solid copper wire

### END

7292



Miniature head ideal for use in confined spaces



Flush

Part no.	EAN code	A	B	C	D	E	F	Capacity	Bevel / Cut result	Weight grams	Pack qty
	731415+	mm / inch	mm / inch	mm / inch	mm / inch	mm / inch	mm / inch	mm / inch			
7292	0052578	115.0 / 4.53	15.0 / 0.59	9.0 / 0.35	6.0 / 0.24	3.2 / 0.13	4.0 / 0.16	0.35-0.8 / 0.01-0.03	Flush	54	10

## SUP SUPREME SERIES FLAT NOSE PLIERS

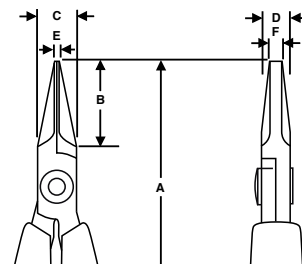
- Material: High performance alloy steel
- Polished and induction hardened to 58–60 HRC
- Precision screw joint that minimizes friction and maximizes jaw alignment
- ESD safe handles in synthetic material with leaf springs

### FLAT NOSE

7490



Smooth gripping jaws with radiused edges



Smooth



Flat tip

Part no.	EAN code	A	B	C	D	E	F	Jaw surface	Weight grams	Pack qty
	731415+	mm / inch	mm / inch	mm / inch	mm / inch	mm / inch	mm / inch			
7490	0052646	120.0 / 4.72	20.0 / 0.79	9.0 / 0.35	6.0 / 0.24	1.2 / 0.05	3.2 / 0.13	Smooth	53	10

# Supreme cutters and pliers

## SUP SUPREME SERIES ROUND NOSE PLIERS

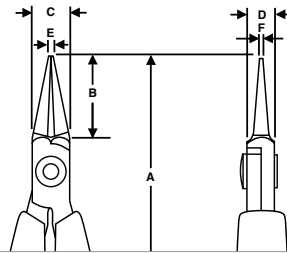
- Material: High performance alloy steel
- Polished and induction hardened to 58–60 HRC
- Precision screw joint that minimizes friction and maximizes jaw alignment
- ESD safe handles in synthetic material with leaf springs

### ROUND NOSE

7590



Round jaws with no sharp edges



Smooth



Round tip

Part no.	EAN code 731415+	A mm / inch	B mm / inch	C mm / inch	D mm / inch	E mm / inch	F mm / inch	Jaw surface	Weight grams	Pack qty
7590	0052660	120.0 / 4.72	20.0 / 0.79	9.0 / 0.35	6.0 / 0.24	1.4 / 0.055	0.7 / 0.027	Smooth	54	10

## SUP SUPREME SERIES CHAIN NOSE PLIERS

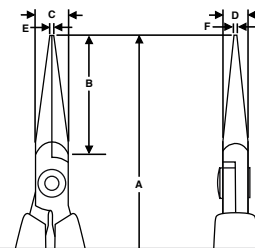
- Material: High performance alloy steel
- Polished and induction hardened to 58–60 HRC
- Precision screw joint that minimizes friction and maximizes jaw alignment
- ESD safe handles in synthetic material with leaf springs
- 32 mm jaws with radiused edges

### CHAIN NOSE

7890, 7891



7890 with smooth jaws,  
7891 with serrated jaws



Smooth



Serrated



Chain tip

Part no.	EAN code 731415+	A mm / inch	B mm / inch	C mm / inch	D mm / inch	E mm / inch	F mm / inch	Jaw surface	Weight grams	Pack qty
7890	0052691	132.0 / 5.20	32.0 / 1.26	9.0 / 0.35	6.0 / 0.24	1.2 / 0.05	0.8 / 0.03	Smooth	60	10
7891	0052714	132.0 / 5.20	32.0 / 1.26	9.0 / 0.35	6.0 / 0.24	1.2 / 0.05	0.8 / 0.03	Serrated	59	10

## SUP SUPREME SERIES BENT NOSE PLIERS

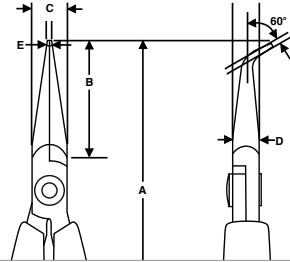
- Material: High performance alloy steel
- Polished and hardened to 58–60 HRC
- Precision screw joint that minimizes friction and maximizes jaw alignment
- ESD safe handles in synthetic material with leaf springs

### BENT NOSE

7892



Smooth jaws bent at 60° with radiused edges



Smooth



Chain tip

Part no.	EAN code	A	B	C	D	E	F	Jaw surface	Weight grams	Pack qty
	731415+	mm / inch	mm / inch	mm / inch	mm / inch	mm / inch	mm / inch			
7892	0052738	129.0 / 5.08	29.0 / 1.14	9.0 / 0.35	6.0 / 0.24	1.2 / 0.05	0.8 / 0.03	Smooth	59	10

## SUP SUPREME SERIES SNIPE NOSE PLIERS

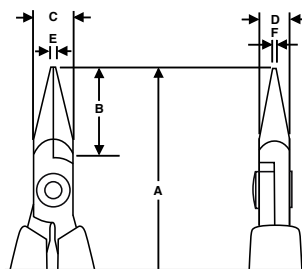
- Material: High performance alloy steel
- Polished and hardened to 58–60 HRC
- Precision screw joint that minimizes friction and maximizes jaw alignment
- ESD safe handles in synthetic material with return spring

### SNIPE NOSE

7893



Smooth jaws with radiused edges



Smooth



Chain tip

Part no.	EAN code	A	B	C	D	E	F	Jaw surface	Weight grams	Pack qty
	731415+	mm / inch	mm / inch	mm / inch	mm / inch	mm / inch	mm / inch			
7893	0052769	120.0 / 4.72	20.0 / 0.79	9.0 / 0.35	6.0 / 0.24	1.2 / 0.05	0.8 / 0.03	Smooth	56	10

# Supreme cutters and pliers

## SUP SUPREME SERIES NEEDLE NOSE PLIERS

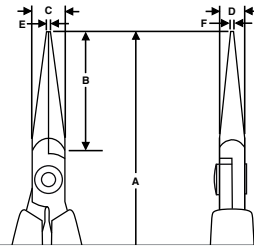
- Material: High performance alloy steel
- Polished and hardened to 58–60 HRC
- Precision screw joint that minimizes friction and maximizes jaw alignment
- ESD safe handles in synthetic material with return spring
- 32 mm jaws with radiused edges

### NEEDLE NOSE

7894



Slim long jaws for fine wire work




Smooth



Chain tip


Part no.	EAN code	A	B	C	D	E	F	Jaw surface	Weight grams	Pack qty
	731415+	mm / inch	mm / inch	mm / inch	mm / inch	mm / inch	mm / inch			
7894	0197484	132.0 / 5.20	32.0 / 1.26	9.0 / 0.35	6.0 / 0.24	1.2 / 0.05	0.8 / 0.03	Smooth	56	10



INTRODUCTION HS SERIES

# The original ergonomic handtools

In the 1980s one of the pioneers of telecommunications asked us to modify some pliers and cutters. Lindström worked with the customer to develop handles that were longer, softer to the touch and provided more surface area to grip and manipulate the tools. Longer handles had the benefits of avoiding the nerve bundle that passes through the palm of the hand and adding more stability to the tools. The customer loved them! Howard Gittleson, a pioneer of ergonomic handtool research, dubbed this new design HandSaver, which we continue to produce today as the HS handle option.



HS Series cutters and pliers are built around the precise 80 Series precision screw joint

HS pliers and cutters use same leaf springs as 80 Series & Supreme Series tools

The “business end” is the same as standard 80 Series cutters or Supreme Series pliers

ESD safe grips form the first layer of the HS handle system



HS handles can be added to any 80 Series or Supreme Series cutter or pliers. Continued research by Lindström into ergonomic principals, after partnering with a design firm in Sweden and ergonomic experts at the University of Michigan, eventually led to the RX Series design. But it all started with HandSaver handles, which are still very popular and still available today to customers who specify them.



All Lindström HS Series cutters and pliers are ESD safe and safely dissipate electrostatic charges, reducing the possibility of damage to sensitive components.

*Warning! Lindström cutters and pliers should never be used on electrified equipment.*



Soft foam outer grips provide ESD-safe, highly tactile surface

Overall handle length is increased by more than 30 mm (1.27") to avoid pressure points in palm



*HS 8140 small, oval head Micro-Bevel® cutter.*



*HS 8211 oblique cutter with Flush bevel.*



*HS 7890 chain nose, smooth jaw pliers.*

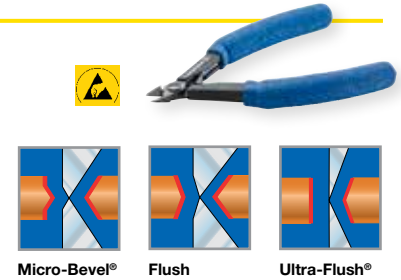
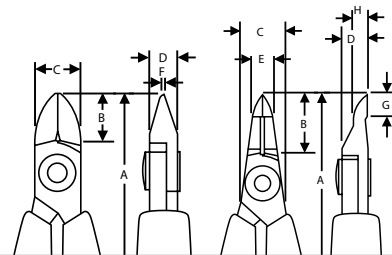


*HS 7893 short snipe nose, smooth jaw pliers.*

## HS HS SERIES CUTTERS

- Long, foam covered handles provide added leverage, an ergonomic grip, and reduced fatigue
- HS handle option can be applied to any standard 80 Series cutters or Supreme Series cutters and pliers
- All HS cutters and pliers are ESD safe, using static dissipative foam grips over conductive spring holders
- Contact Lindström for additional options

### HS SERIES CUTTERS



Part no.	EAN code 731415+	A mm / inch	B mm / inch	C mm / inch	D mm / inch	E mm / inch	F mm / inch	G mm / inch	H mm / inch	Capacity mm / inch	Head shape **	Bevel / Cut result ***	Lead catcher option	Weight grams	Pack qty
HS 8130	0107773	140.3 / 5.52	8.0 / 0.31	8.0 / 0.31	5.0 / 0.20	****	0.8 / 0.03	****	****	0.2-1.25 / 0.01-0.05	O	MB	✓	91	10
HS 8131	0107803	140.3 / 5.52	8.0 / 0.31	8.0 / 0.31	5.0 / 0.20	****	0.8 / 0.03	****	****	0.1-1.25 / 0.01-0.05	O	F	✓	91	10
HS 8132	0107810	140.3 / 5.52	8.0 / 0.31	8.0 / 0.31	5.0 / 0.20	****	0.8 / 0.03	****	****	0.1-0.8 / 0.01-0.03	O	UF	✓	91	10
HS 8133	*	140.3 / 5.52	8.0 / 0.31	8.0 / 0.31	5.0 / 0.2	****	0.8 / 0.03	****	****	0.2-1.0 / 0.008-0.04	T	MB	✓	91	10
HS 8134	*	140.3 / 5.52	8.0 / 0.31	8.0 / 0.31	5.0 / 0.2	****	0.8 / 0.03	****	****	0.1-0.8 / 0.004-0.03	T	F	✓	91	10
HS 8135	*	140.3 / 5.52	8.0 / 0.31	8.0 / 0.31	5.0 / 0.2	****	0.8 / 0.03	****	****	0.1-0.5 / 0.004-0.02	T	UF	✓	91	10
HS 8136	*	140.3 / 5.52	8.0 / 0.31	8.0 / 0.31	5.0 / 0.2	****	0.8 / 0.03	****	****	0.1-0.8 / 0.004-0.03	T&R	MB	✓	90	10
HS 8137	*	140.3 / 5.52	8.0 / 0.31	8.0 / 0.31	5.0 / 0.2	****	0.8 / 0.03	****	****	0.1-0.8 / 0.004-0.03	T&R	F	✓	90	10
HS 8138	*	140.3 / 5.52	8.0 / 0.31	8.0 / 0.31	5.0 / 0.2	****	0.8 / 0.03	****	****	0.1-0.5 / 0.004-0.02	T&R	UF	✓	90	10
HS 8140	0107926	142.3 / 5.60	10.0 / 0.39	10.0 / 0.39	6.0 / 0.24	****	0.8 / 0.03	****	****	0.2-1.25 / 0.01-0.05	O	MB	✓	92	10
HS 8141	0107940	142.3 / 5.60	10.0 / 0.39	10.0 / 0.39	6.0 / 0.24	****	0.8 / 0.03	****	****	0.1-1.25 / 0.01-0.05	O	F	✓	92	10
HS 8142	0107964	142.3 / 5.60	10.0 / 0.39	10.0 / 0.39	6.0 / 0.24	****	0.8 / 0.03	****	****	0.1-1.0 / 0.01-0.04	O	UF	✓	92	10
HS 8143	0107988	142.3 / 5.60	10.0 / 0.39	10.0 / 0.39	6.0 / 0.24	****	0.8 / 0.03	****	****	0.2-1.25 / 0.01-0.05	T	MB	✓	91	10
HS 8144	0108008	142.3 / 5.60	10.0 / 0.39	10.0 / 0.39	6.0 / 0.24	****	0.8 / 0.03	****	****	0.2-1.25 / 0.01-0.05	T	F	✓	91	10
HS 8145	0108002	142.3 / 5.60	10.0 / 0.39	10.0 / 0.39	6.0 / 0.24	****	0.8 / 0.03	****	****	0.1-1.0 / 0.01-0.04	T	UF	✓	91	10
HS 8146	9954701	142.3 / 5.60	10.0 / 0.39	10.0 / 0.39	6.0 / 0.24	****	0.8 / 0.03	****	****	0.2-1.0 / 0.01-0.04	T&R	MB	✓	91	10
HS 8147	9955777	142.3 / 5.60	10.0 / 0.39	10.0 / 0.39	6.0 / 0.24	****	0.8 / 0.03	****	****	0.1-1.0 / 0.01-0.04	T&R	F	✓	91	10
HS 8148	0108084	142.3 / 5.60	10.0 / 0.39	10.0 / 0.39	6.0 / 0.24	****	0.8 / 0.03	****	****	0.1-0.8 / 0.01-0.03	T&R	UF	✓	90	10
HS 8149	9953650	146.3 / 5.76	14.0 / 0.55	5.0 / 0.23	6.0 / 0.24	5.0 / 0.23	****	5.0 / 0.23	3.2 / 0.13	0.1-0.6 / 0.01-0.02	TP	F	✓	90	10
HS 8150	0108114	144.8 / 5.70	12.5 / 0.50	12.5 / 0.50	6.0 / 0.24	****	1.2 / 0.05	****	****	0.3-1.6 / 0.01-0.06	O	MB	✓	98	10
HS 8151	9953643	144.8 / 5.70	12.5 / 0.50	12.5 / 0.50	6.0 / 0.24	****	1.2 / 0.05	****	****	0.2-1.6 / 0.01-0.06	O	F	✓	98	10
HS 8152	9954695	144.8 / 5.70	12.5 / 0.50	12.5 / 0.50	6.0 / 0.24	****	1.2 / 0.05	****	****	0.1-1.25 / 0.01-0.05	O	UF	✓	97	10
HS 8153	9953414	144.8 / 5.70	12.5 / 0.50	12.5 / 0.50	6.0 / 0.24	****	1.2 / 0.05	****	****	0.3-1.6 / 0.01-0.06	T	MB	✓	97	10
HS 8154	9953735	144.8 / 5.70	12.5 / 0.50	12.5 / 0.50	6.0 / 0.24	****	1.2 / 0.05	****	****	0.2-1.6 / 0.01-0.06	T	F	✓	97	10
HS 8155	9973511	144.8 / 5.70	12.5 / 0.50	12.5 / 0.50	6.0 / 0.24	****	1.2 / 0.05	****	****	0.2-1.25 / 0.01-0.05	T	UF	✓	97	10
HS 8156	*	144.8 / 5.70	12.5 / 0.50	12.5 / 0.50	6.0 / 0.24	****	1.0 / 0.04	****	****	0.3-1.25 / 0.01-0.05	T&R	MB	✓	97	10
HS 8157	9949264	144.8 / 5.70	12.5 / 0.50	12.5 / 0.50	6.0 / 0.24	****	1.0 / 0.04	****	****	0.2-1.25 / 0.01-0.05	T&R	F	✓	97	10
HS 8158	9949271	144.8 / 5.70	12.5 / 0.50	12.5 / 0.50	6.0 / 0.24	****	1.0 / 0.04	****	****	0.2-1.0 / 0.01-0.04	T&R	UF	✓	97	10
HS 8160	0108305	157.3 / 6.19	16.0 / 0.63	16.0 / 0.63	8.0 / 0.31	****	1.6 / 0.06	****	****	0.4-2.0 / 0.02-0.08	O	MB	✓	136	10

\* Tool manufactured to order. Please contact Lindström for more information.  
 \*\* O = Oval, T = Tapered, T&R = Tapered & Relieved, A = Angle, TP = Tip, ED = Transverse End.  
 \*\*\* MB = Micro-Bevel®, F = Flush, UF = Ultra-Flush®.  
 \*\*\*\* Signifies dimensional data is not applicable to this specific tool.

## HS HS SERIES CUTTERS (CONTINUED)

Part no.	EAN code 731415+	A mm / inch	B mm / inch	C mm / inch	D mm / inch	E mm / inch	F mm / inch	G mm / inch	Capacity mm / inch	Head shape **	Bevel/ Cut result ***	Lead catcher option	Weight grams	Pack qty
HS 8161	0108329	157.3 / 6.19	16.0 / 0.63	16.0 / 0.63	8.0 / 0.31	****	1.6 / 0.06	****	0.3-2.0 / 0.01-0.08	O	F	✓	136	10
HS 8162	0108343	157.3 / 6.19	16.0 / 0.63	16.0 / 0.63	8.0 / 0.31	****	1.6 / 0.06	****	0.3-1.6 / 0.01-0.06	O	UF	✓	136	10
HS 8163	0108367	157.3 / 6.19	16.0 / 0.63	16.0 / 0.63	8.0 / 0.31	****	1.6 / 0.06	****	0.4-2.0 / 0.02-0.08	T	MB	✓	136	10
HS 8164	0108381	157.3 / 6.19	16.0 / 0.63	16.0 / 0.63	8.0 / 0.31	****	1.6 / 0.06	****	0.3-2.0 / 0.01-0.08	T	F	✓	136	10
HS 8165	0108404	157.3 / 6.19	16.0 / 0.63	16.0 / 0.63	8.0 / 0.31	****	1.6 / 0.06	****	0.3-1.6 / 0.01-0.06	T	UF	✓	136	10
HS 8166	*	125.0 / 4.92	16.0 / 0.63	16.0 / 0.63	8.0 / 0.31	****	1.6 / 0.06	****	0.4-1.5 / 0.02-0.06	T&R	MB	✓	139	10
HS 8167	*	125.0 / 4.92	16.0 / 0.63	16.0 / 0.63	8.0 / 0.31	****	1.6 / 0.06	****	0.3-1.5 / 0.01-0.06	T&R	F	✓	139	10
HS 8168	*	125.0 / 4.92	16.0 / 0.63	16.0 / 0.63	8.0 / 0.31	****	1.6 / 0.06	****	0.3-1.25 / 0.01-0.05	T&R	UF	✓	139	10
HS 8211	9944146	142.3 / 5.60	9.5 / 0.37	10.0 / 0.39	6.0 / 0.24	****	****	4.1 / 0.16	0.2-1.2 / 0.01-0.05	A 20°	F	✓	91	10
HS 8247	0108480	149.8 / 5.90	18.0 / 0.71	10.0 / 0.39	6.0 / 0.24	****	****	6.7 / 0.26	0.2-1.0 / 0.01-0.04	A 45°	F	✓	99	10
HS 8248	0108503	149.8 / 5.90	18.0 / 0.71	10.0 / 0.39	6.0 / 0.24	****	****	6.7 / 0.26	0.2-0.8 / 0.01-0.03	A 45°	F	✓	99	10
HS 7190	*	141.3 / 5.56	9.0 / 0.35	9.0 / 0.35	6.0 / 0.24	****	1.0 / 0.04	****	0.2-1.0 / 0.01-0.05	T	MB	✓	98	10
HS 7191	*	141.3 / 5.56	9.0 / 0.35	9.0 / 0.35	6.0 / 0.24	****	1.0 / 0.04	****	0.1-1.0 / 0.01-0.05	T	F	✓	98	10
HS 7280	*	150.3 / 5.91	18.0 / 0.71	9.0 / 0.35	6.0 / 0.24	****	****	3.5 / 0.14	0.2-0.8 / 0.01-0.03	A	F		102	10
HS 7285	*	152.3 / 5.99	20.0 / 0.79	9.0 / 0.35	6.0 / 0.24	****	****	6.0 / 0.26	0.2-1.0 / 0.01-0.04	A	F		103	10
HS 7290	*	140.3 / 5.52	8.0 / 0.31	10.5 / 0.41	6.0 / 0.24	****	****	15.0 / 0.59	0.35-1.25 / 0.01-0.05	A	MB		103	10
HS 7291	9944115	140.3 / 5.52	8.0 / 0.31	10.5 / 0.41	6.0 / 0.24	****	****	15.0 / 0.59	0.35-1.25 / 0.01-0.05	A	F		103	10
HS 7292	9960692	147.3 / 5.80	15.0 / 0.59	9.0 / 0.35	6.0 / 0.24	3.2 / 0.13	4.0 / 0.16	****	0.35-0.8 / 0.01-0.03	ED	F		101	10
HS 7293	*	140.3 / 5.52	8.0 / 0.31	10.5 / 0.41	6.0 / 0.24	****	****	8.0 / 0.31	0.35-1.0 / 0.01-0.04	A	F		103	10

\* Tool manufactured to order. Please contact Lindström for more information.

\*\* O = Oval. T = Tapered. T&R = Tapered & Relieved. A = Angle. TP = Tip. ED = Transverse End.

\*\*\* MB = Micro-Bevel®, F = Flush. UF = Ultra-Flush®.

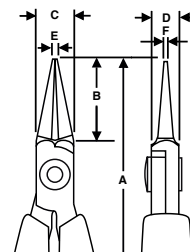
\*\*\*\* Signifies dimensional data is not applicable to this specific tool.

## HS HS SERIES PLIERS

- Long, foam covered handles provide added leverage, an ergonomic grip, and reduced fatigue
- HS handle option can be applied to any standard 80 Series cutters or Supreme Series cutters and pliers
- All HS cutters and pliers are ESD safe, using static dissipative foam grips over conductive spring holders
- Contact Lindström for additional options

### HS SERIES PLIERS

#### HS 7450-HS 7894



Smooth



Serrated



Flat tip



Round tip



Chain tip

Part no.	EAN code 731415+	A mm / inch	B mm / inch	C mm / inch	D mm / inch	E mm / inch	F mm / inch	Head shape	Jaw surface	Tip shape	Weight grams	Pack qty
HS 7490	9953704	152.3 / 5.99	20.0 / 0.79	9.0 / 0.35	6.0 / 0.24	1.2 / 0.05	3.2 / 0.13	Flat Nose	Smooth	Flat	100	10
HS 7590	0109395	152.3 / 5.99	20.0 / 0.79	9.0 / 0.35	6.0 / 0.24	1.4 / 0.055	0.7 / 0.027	Round Nose	Smooth	Round	101	10
HS 7890	0109401	164.3 / 6.47	32.0 / 1.26	9.0 / 0.35	6.0 / 0.24	1.2 / 0.05	0.8 / 0.03	Chain Nose	Smooth	Chain	105	10
HS 7891	0109425	164.3 / 6.47	32.0 / 1.26	9.0 / 0.35	6.0 / 0.24	1.2 / 0.05	0.8 / 0.03	Chain Nose	Serrated	Chain	106	10
HS 7892	0109432	161.3 / 6.35	29.0 / 1.14	9.0 / 0.35	6.0 / 0.24	1.2 / 0.05	0.8 / 0.03	Bent Nose	Smooth	Chain	106	10
HS 7893	0109456	152.3 / 5.99	20.0 / 0.79	9.0 / 0.35	6.0 / 0.24	1.2 / 0.05	0.8 / 0.03	Snipe Nose	Smooth	Chain	103	10
HS 7894	*	164.3 / 6.47	32.0 / 1.26	9.0 / 0.35	6.0 / 0.24	1.2 / 0.05	0.8 / 0.03	Needle Nose	Smooth	Chain	102	10

\* Tool manufactured to order. Please contact Lindström for more information.

## INTRODUCTION LF SERIES

# Lindström LF Series, for use in designated Lead-Free work zones

Lindström started by solving a problem: how to cut hard wire used to make fish hooks. From there the tasks didn't get any easier because jewelers and watchmakers adopted Lindström cutters as their tool of choice. Over time, other areas of concern have been identified and addressed within our customers' applications. ESD and cleanroom use are important to some, ROHS compliance and traceability are important to others. And we've responded with products – and in some cases proof that our products are already compliant – to address each of these environmental concerns.

Lead-free assembly areas are vitally important to many manufacturers. Some of our customers have set up completely segregated production zones in which only products used exclusively in lead-free assembly are allowed. To help identify which Lindström pliers or cutters are used in Pb-free areas, we offer green ESD safe grips in the industry-standard color for “get the lead out” zones.

Lindström LF Series grips can be substituted for standard handles on any 80 Series or Supreme Series cutters and pliers.

Simply *being* green can be a big help!



All Lindström LF Series cutters are ESD safe and safely dissipate electrostatic charges, reducing the possibility of damage to sensitive components.

*Warning! Lindström cutters and pliers should never be used on electrified equipment.*



*LF 8140 oval head Micro-Bevel® cutter, our most popular type.*




*LF 8144 small tapered Flush cutter, good for limited access applications.*



*LF 8132 oval Ultra-Flush® cutter for truly flush cuts unmatched by other brands.*



*LF 7890 chain nose pliers for bending wire in lead-free areas.*



*LF 7893 snipe nose pliers, like other in this range, can be fitted with our green LF handles.*



The lead free icon employed by many manufacturers uses Pb, the symbol for lead from the periodic table of elements. Lindström LF tools are offered for use in lead free assembly areas, and our handles are the industry standard green to identify their purpose.

**Contact Lindström for more information regarding technical specifications and ordering details.**

**LF Series tools are manufactured to order.**

**INTRODUCTION SPECIALLY ENGINEERED TOOLS**

# Unique tools for every situation

Lindström customers are innovators, pushing the envelope, developing new technologies and building new industries. When presented with a need to prepare prototypes, insert or extract unique components, or cut proprietary hard wire, our customers turn to Lindström for Specially Engineered Tools.

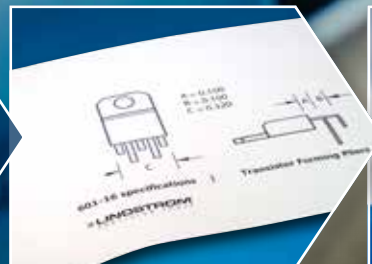
Lindström has developed tools used in specialized applications for the largest names in medical device manufacturing and for small start-up companies developing new technology. Every project receives the same attention to detail and a tool that is right for the job at hand.

To make the process easy Lindström has no minimum order on Specially Engineered Tools. Our tool designers and manufacturers representatives work directly with production engineers to ensure success. We thrive on solving problems with our customers.

Contact one of our authorized distributors, manufacturers representatives or our office directly to start the process of designing your special tool today ([specials.usa@lindstromtools.com](mailto:specials.usa@lindstromtools.com)).

## The Lindström Design Process

The Lindström staff can design special application tools by working from “before” and “after” components, engineering drawings, or prototypes. We even build tools drawn on the back of a napkin. It’s that easy!



*A customer provides an idea for a specially engineered transistor tool.*



*Every project begins with a blank tool.*



The tools featured here and on the following pages are a small sample of over 1,500 different designs that we have manufactured so far. Several handle options are available on Special Tools.



*8154PSP cutter trims stents precisely.*



*331A-31 bend and cut pliers create precise two-angle bend and cuts lead the same length every time.*



*RX 601 forming pliers leave a standoff in wire and on LED leads.*



*202A cut and clench pliers leave a swaged, bent lead end that clenches the PCB.*



*7292MI micro-mini end cutter is used to cut wire inside a mini connector.*



*Lindström tool designer shapes the tool according to customer specifications.*



*Finished Transistor Forming Pliers RX 601-16 ready for delivery!*

**IC INSERTION/EXTRACTION TOOLS & IC CUTTERS**

**IC INSERTION/EXTRACTION TOOL**

**7992**

- The 7990-7993 family of insertion tools can be used for ICs or DIPs from 4 pin to 64 pin
- To order, indicate total number of pins on IC/DIP and length of package
- Tool length: 4.5 in. / 114.3 mm
- Picture shows 80 Series handle



**IC CUTTER**

**RX 501**

- IC cutters can be produced to cut up to 10 pins simultaneously
- Standoff length is typically .040" (1 mm) but can vary according to specifications
- To order, indicate total number of pins on IC and standoff length. Example: For 14 pin IC, order Part no. 501-14
- Tool length: 6 in. / 152.4 mm
- Tool can be produced with RX, 80 Series or HS handles as specified by end user



**COAXIAL CABLE CONNECTOR TOOL**


**801C**

- Reduces possibility of marred connector threads
- Tool length: 6 in. / 152.4 mm
- Picture shows ESD safe foam handle





**STANDOFF CUTTERS**



**STRAIGHT STANDOFF SHEAR CUTTER .075"**

**111A**


- Uncut lead capacity: 1.000" / 25.4 mm
- Cuts leads to length as needed
- Standard length is .075" (1.9 mm) but varies according to specifications
- Cutter can be used on 16 AWG (1.295 mm) solid copper and also trims wire wrap pins
- To order other than .075" standoff, specify length (Example: For .065" standoff, order Part no. 111A-065)
- Tool length: 6 in. / 152.4 mm
- Picture shows Supreme Series handle



**STRAIGHT STANDOFF SHEAR CUTTER .040"**

**112A**

- Uncut lead capacity: .75" / 19 mm
- Anti-shock lead trimmer for use on 20 AWG (.813 mm) copper wire or smaller
- Standoff is .040" (1 mm) unless otherwise specified
- To order other than .040" standoff, specify length (Example: For .030" standoff, order Part no. 112A-030)
- Tool length: 4.5 in. / 114.3 mm
- Picture shows Supreme Series handle



**OBLIQUE STANDOFF SHEAR CUTTER .045"**

**121A**

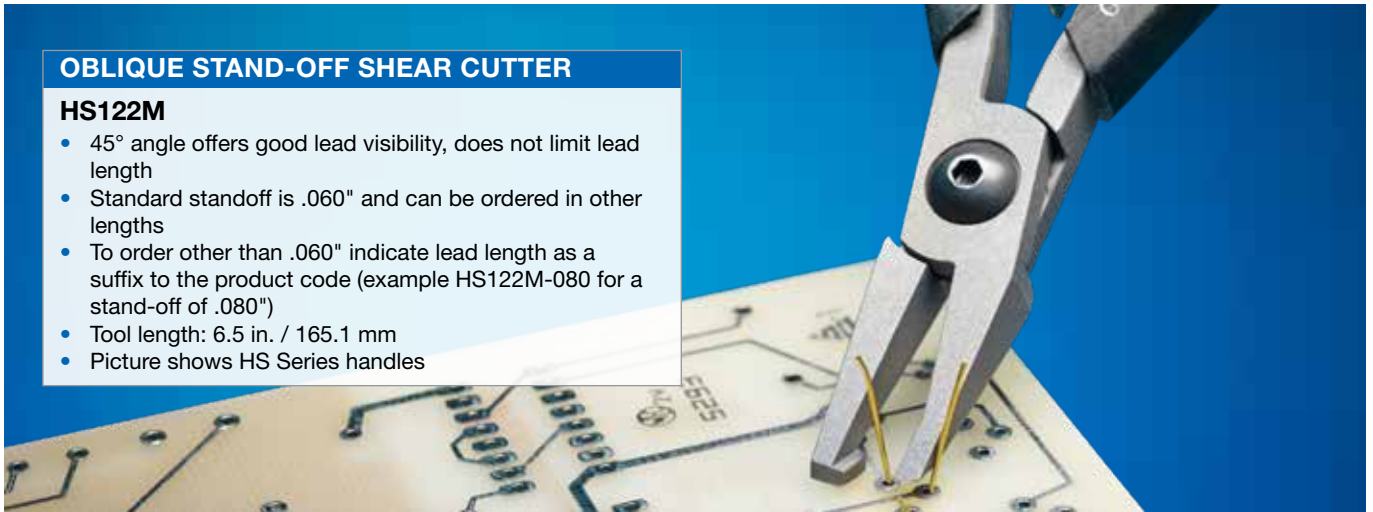
- Similar to 111A, heavy-duty type, featuring a 45° angle to allow clearance for longer leads
- Standoff is .045" (1.14 mm) unless otherwise specified
- To order other than .045" standoff, specify length (Example: For .035" standoff, order Part no. 121A-035)
- Tool length: 6 in. / 152.4 mm
- Picture shows Supreme Series handle
- Tool can be produced with RX, 80 Series or HS handles as specified by end user

**STANDOFF CUTTERS**

**OBLIQUE STAND-OFF SHEAR CUTTER**

**HS122M**

- 45° angle offers good lead visibility, does not limit lead length
- Standard standoff is .060" and can be ordered in other lengths
- To order other than .060" indicate lead length as a suffix to the product code (example HS122M-080 for a stand-off of .080")
- Tool length: 6.5 in. / 165.1 mm
- Picture shows HS Series handles

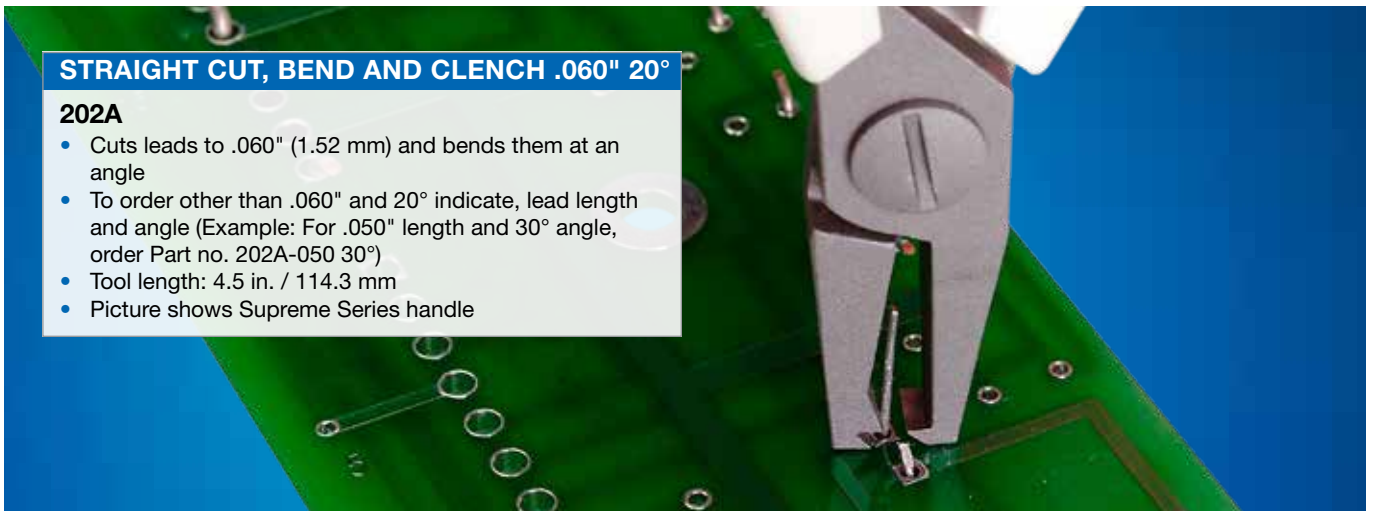


**CUT AND BEND**

**STRAIGHT CUT, BEND AND CLENCH .060" 20°**

**202A**

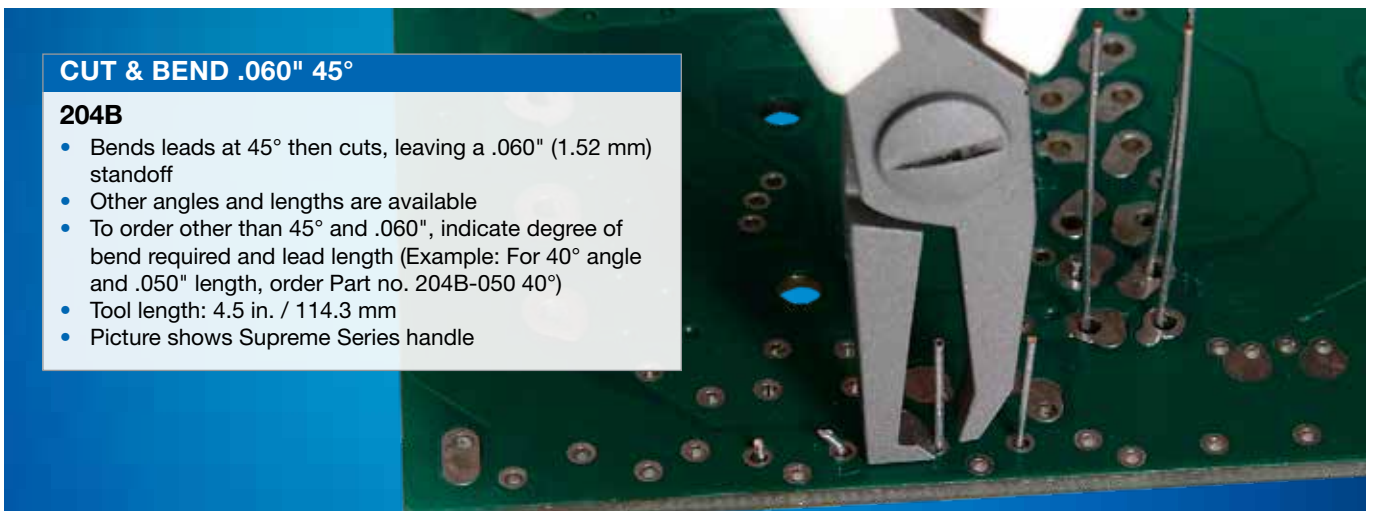
- Cuts leads to .060" (1.52 mm) and bends them at an angle
- To order other than .060" and 20° indicate, lead length and angle (Example: For .050" length and 30° angle, order Part no. 202A-050 30°)
- Tool length: 4.5 in. / 114.3 mm
- Picture shows Supreme Series handle



**CUT & BEND .060" 45°**

**204B**

- Bends leads at 45° then cuts, leaving a .060" (1.52 mm) standoff
- Other angles and lengths are available
- To order other than 45° and .060", indicate degree of bend required and lead length (Example: For 40° angle and .050" length, order Part no. 204B-050 40°)
- Tool length: 4.5 in. / 114.3 mm
- Picture shows Supreme Series handle




## CUT AND BEND

### OBLIQUE CUT, BEND AND CLENCH .060" 20°

#### 212A

- Similar to 202A featuring an oblique angle that offers improved lead visibility and accommodates longer leads
- To order other than .060" and 20°, indicate lead length and angle (Example: For .055" length and 35° angle, order Part no. 212A-055 35°)
- Tool length: 6 in. / 152.4 mm
- Picture shows Supreme Series handle

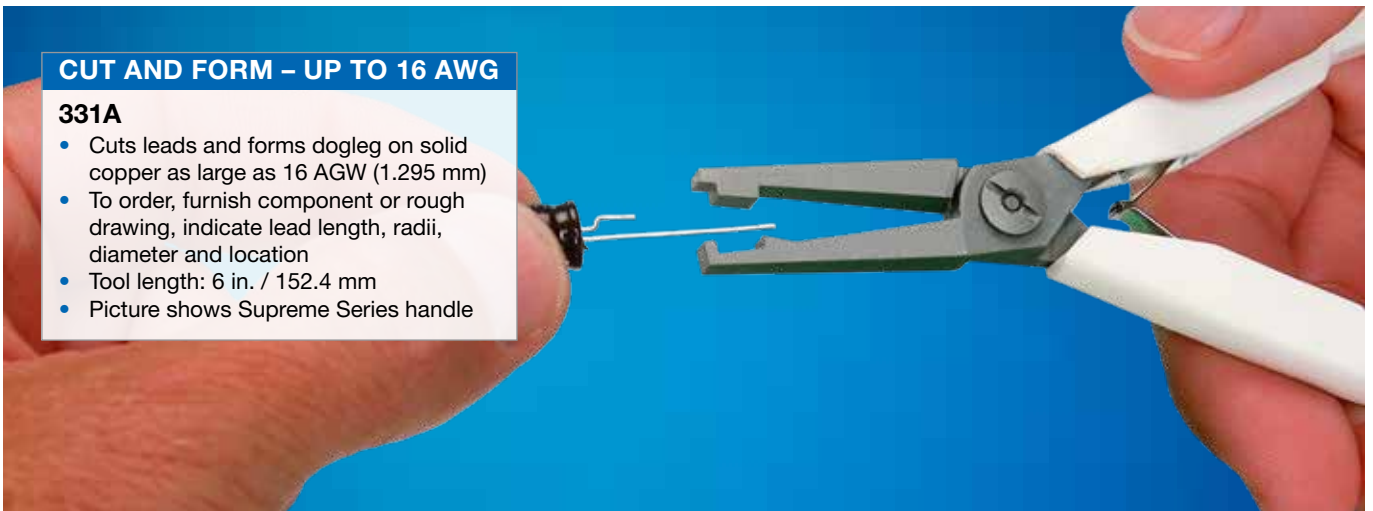


## CUT AND FORM

### CUT AND FORM – UP TO 16 AWG

#### 331A


- Cuts leads and forms dogleg on solid copper as large as 16 AGW (1.295 mm)
- To order, furnish component or rough drawing, indicate lead length, radii, diameter and location
- Tool length: 6 in. / 152.4 mm
- Picture shows Supreme Series handle



### CUT AND FORM – UP TO 16 AWG

#### 341A

- Cuts leads to length and forms stress relief in component leads up to 16 AWG (1.9 mm) solid copper
- To order, furnish component or rough drawing, indicate lead length, radii, diameter and location
- Tool length: 6 in. / 152.4 mm
- Picture shows Supreme Series handle




## LEADFORMERS

### FLAT PACK LEADFORMER

#### RX304D

- Cuts and forms multi-lead flat packs
- To order, indicate length from component body to bend, angle of bend and length of tail
- Tool length: 6 in. / 152.4 mm
- Picture shows RX Series handle



### LEADFORMER – STRESS RELIEF UP TO 16 AWG

#### 601A


- Forms leads for stress relief up to 16 AWG (1.9 mm) solid copper
- To order, indicate lead length (minimum/maximum) from component body to P.C. board and lead diameter
- Tool length: 6 in. / 152.4 mm
- Picture shows Supreme Series handle



### 45° OBLIQUE LEADFORMER – UNLIMITED LENGTH

#### 614A

- Adds stress relief to leads in high density board population applications
- Allows unlimited lead length forming with high visibility
- To order, indicate lead length (minimum/maximum) from component body to P.C. board and lead diameter
- Tool length: 6 in. / 152.4 mm
- Picture shows Supreme Series handle



## CUTTERS



## CUTTERS

### CUTTER

#### 8160PS


- Made for hard wire applications
- Medical device manufacturing of pacemaker coils, stents, catheters
- PS cutting edge technology available in many different models and 8130-8160 sizes
- Picture shows 80 Series handle



### MICRO-MINI END CUTTER

#### 7292MI

- Specially engineered mini end cutter
- For micro-applications where access is a concern
- Designed to customer specifications
- Picture shows Supreme Series handle



## CUSTOM FORMING PLIERS

### CUSTOM LEADFORMER

#### RX 601-16

- Specially engineered leadforming pliers
- Turns 5 equal-length leads into 3 long and 2 short leads
- Typically used on transistors
- Picture shows RX Series handle



# Tweezers




*High quality Lindström tweezers 7-SA-ET with ESD  
safe Ergo Touch grips*

# High-performing and precise Tweezers


Lindström's tweezers offer perfect balance, tip alignment and symmetry as well as a wide variety of materials and designs. Our tweezers meet the most sophisticated and demanding requirements of our customers: SMD handling, mini Ergo models, cleanroom and ESD environments. We also make special tweezers for unique applications.







*7-SA-ET high quality Lindström tweezers with ESD safe Ergo Touch grips.*



*29D-SA reverse action tweezers can be used to safely hold components for placement.*



*249CFR-SA carbon fiber tweezers, with replaceable tips, is often used in laboratory and medical industries to handle sensitive components.*

LINDSTRÖM TWEEZERS STYLES

# Lindström Tweezers styles for every application



**SMD ▲**

Smooth edges and a wide choice of tips and angles assure ease of component handling and protection of board surfaces. *Picture shows SM104-SA.*




**◀ Fiber Tip**

Minimizes scratching and damage to delicate surfaces, high-temperature ESD safe tips. *Picture shows 248CF-SA.*




**▲ Carbon Fiber Tweezers with Replaceable Tips**

ESD safe for use on sensitive electronic assemblies. Good heat resistance (150°C / 300°F) for positioning components and devices in high-temperature environments. Very high rigidity and strength for precise applications. Polyamide-based carbon fiber offers excellent chemical resistance. *Picture shows 249CFR-SA.*



**▲ Extra Strength, General Purpose**

Large and strong tips with perfect balance, symmetry and alignment for demanding tasks of all types.  
*Picture shows 475-SA.*



**◀ General Purpose**

Very accurate finish for a wide variety of applications from electronics to bio medical uses. Extremely accurate serration quality. Different lengths, thicknesses and angles for every application. Stainless and/or anti-magnetic/anti-acid steel.  
*Picture shows 119-SA.*

**▶ Component Handling**

Anti-magnetic/anti-acid steel.  
*Picture shows 571-SA.*



**◀ NC High Precision Super Alloy**

High fatigue resistance, very high shape retention, heat-resistant to 800°C / 1470°F. Excellent for medical applications.  
*Picture shows 7-NC.*

**▶ Ceramic Tip Tweezers**

Electrically insulative, and stable at high temperature. Very hard surface, high flexural strength and fracture toughness. Extreme corrosion resistance.  
*Picture shows 7MZ-SA.*



**◀ SL Series Tweezers**

Competitively priced, high quality tweezers. ESD safe for secure use in electronics assembly. Anti-acid stainless steel for durable performance.  
*Picture shows 7A-SA-SL.*



**▲ High Precision**

Fine points, perfect alignment, polished edges and anti-glare satin finish for the most demanding work, particularly under magnification.  
*Picture shows 00B-SA.*

**▶ Ergo Touch Tweezers**

Tactile grips for increased precision and reduced fatigue. Static dissipative grips offer added comfort.  
*Picture shows 51S-SA-ET.*



## HIGH PRECISION TWEEZERS


- Highest quality Swiss made tweezers
- Precise tips, with great attention to detail
- S – Higher carbon stainless steel, when strength and hardness are of highest concern
- SA – Standard material is ESD safe, anti-magnetic stainless steel
- NC – Super Alloy (Ni-Cr-Mo) is six times harder than SA, anti-magnetic
- TA – Titanium alloy, anti-magnetic, very high heat resistance (1600°F, 800°C)
- BR – Brass (copper-zinc alloy) anti-magnetic, good for scratch sensitive parts

### FLAT EDGE, FINE TIPS

0



NC version also available as Ergo Touch (ET) style, see page 103 for details.



Part no.	EAN code 731415+	L mm / inch	Weight grams	Pack qty
0-SA	0109593	120 / 4.72	14	1
0-NC	0120026	120 / 4.72	21	1

### FLAT EDGE, FINE TIPS

0C9



Available as Ergo Touch (ET) style in NC material, see page 103 for details.



Part no.	EAN code 731415+	L mm / inch	Weight grams	Pack qty
0C9-SA	0109586	90 / 3.54	7	1

### FLAT EDGE, THICK TIPS

00



Also available as Ergo Touch (ET) style, see page 103 for details.



Part no.	EAN code 731415+	L mm / inch	Weight grams	Pack qty
00-SA	0109579	120 / 4.72	22	1

### THICK TIPS & SERRATED GRIPS

00B



Part no.	EAN code 731415+	L mm / inch	Weight grams	Pack qty
00B-SA	0115402	120 / 4.72	21	1

### SERRATED TIPS AND GRIPS

00D



Part no.	EAN code 731415+	L mm / inch	Weight grams	Pack qty
00D-SA	0109562	120 / 4.72	21	1

## HIGH PRECISION TWEEZERS

- Highest quality Swiss made tweezers
- Precise tips, with great attention to detail
- S – Higher carbon stainless steel, when strength and hardness are of highest concern
- SA – Standard material is ESD safe, anti-magnetic stainless steel
- NC – Super Alloy (Ni-Cr-Mo) is six times harder than SA, anti-magnetic
- TA – Titanium alloy, anti-magnetic, very high heat resistance (1600°F, 800°C)
- BR – Brass (copper-zinc alloy) anti-magnetic, good for scratch sensitive parts

### STRONG, SEMI-FINE PRECISION TIP

**000**



Also available as Ergo Touch (ET) style, see page 103 for details.



Part no.	EAN code 731415+	L mm / inch	Weight grams	Pack qty
000-SA	0120028	120 / 4.72	20	1

### STRONG, STRAIGHT FINE

**1**



Part no.	EAN code 731415+	L mm / inch	Weight grams	Pack qty
1-SA	0109647	120 / 4.72	15	1
1-S	0120161	120 / 4.72	15	1
1-NC	0120178	120 / 4.72	15	1
1-TA	0120185	120 / 4.72	15	1

### SHARP FINE TIPS

**2**



Part no.	EAN code 731415+	L mm / inch	Weight grams	Pack qty
2-SA	0110117	120 / 4.72	15	1
2-S	0120031	120 / 4.72	15	1
2-NC	0120192	120 / 4.72	15	1
2-BR	0120208	120 / 4.72	15	1

### STRAIGHT BLUNT TIPS

**2A**



Also available as Ergo Touch (ET) style, see page 103 for details.



Part no.	EAN code 731415+	L mm / inch	Weight grams	Pack qty
2A-SA	0110100	120 / 4.72	15	1
2A-S	0120032	120 / 4.72	15	1
2A-NC	0120215	120 / 4.72	15	1
2A-TA	0120222	120 / 4.72	15	1

## HIGH PRECISION TWEEZERS


- Highest quality Swiss made tweezers
- Precise tips, with great attention to detail
- S – Higher carbon stainless steel, when strength and hardness are of highest concern
- SA – Standard material is ESD safe, anti-magnetic stainless steel
- NC – Super Alloy (Ni-Cr-Mo) is six times harder than SA, anti-magnetic
- TA – Titanium alloy, anti-magnetic, very high heat resistance (1600°F, 800°C)
- BR – Brass (copper-zinc alloy) anti-magnetic, good for scratch sensitive parts

### CURVED BLUNT

**2AB**



Also available as Ergo Touch (ET) style, see page 104 for details.



Part no.	EAN code 731415+	L mm / inch	Weight grams	Pack qty
2AB-SA	0110094	120 / 4.72	15	1
2AB-TA	0120239	120 / 4.72	15	1

### VERY SHARP TIPS

**3**



Also available as Ergo Touch (ET) style, see page 104 for details.



Part no.	EAN code 731415+	L mm / inch	Weight grams	Pack qty
3-SA	0110162	120 / 4.72	13	1
3-S	0120246	120 / 4.72	15	1
3-NC	0120033	120 / 4.72	13	1
3-TA	0110179	120 / 4.72	9	1

### VERY SHARP TIPS

**3C**



Also available as Ergo Touch (ET) style, see page 104 for details.




Part no.	EAN code 731415+	L mm / inch	Weight grams	Pack qty
3C-SA	0110148	110 / 4.33	12	1
3C-NC	0120034	110 / 4.33	7	1
3C-TA	0110155	110 / 4.33	7	1
3C-BR	0120058	110 / 4.33	10	1

### EXTRA FINE TIPS

**4**



Also available as Ergo Touch (ET) style, see page 104 for details.




Part no.	EAN code 731415+	L mm / inch	Weight grams	Pack qty
4-SA	0120036	110 / 4.33	13	1
4-S	0120253	110 / 4.33	15	1
4-NC	0120035	110 / 4.33	13	1
4-TA	0120260	110 / 4.33	15	1

## HIGH PRECISION TWEEZERS

- Highest quality Swiss made tweezers
- Precise tips, with great attention to detail
- S – Higher carbon stainless steel, when strength and hardness are of highest concern
- SA – Standard material is ESD safe, anti-magnetic stainless steel
- NC – Super Alloy (Ni-Cr-Mo) is six times harder than SA, anti-magnetic
- TA – Titanium alloy, anti-magnetic, very high heat resistance (1600°F, 800°C)
- BR – Brass (copper-zinc alloy) anti-magnetic, good for scratch sensitive parts

### EXTRA FINE AND STRONG

4A



Part no.	EAN code 731415+	L mm / inch	Weight grams	Pack qty
4A-SA	0110193	110 / 4.33	13	1

### EXTRA FINE SMOOTH TIPS

5



Also available as Ergo Touch (ET) style, see page 104 for details.



Part no.	EAN code 731415+	L mm / inch	Weight grams	Pack qty
5-SA	0110247	110 / 4.33	12	1
5-S	0120038	110 / 4.33	12	1
5-NC	0120037	110 / 4.33	12	1
5-TA	0110254	110 / 4.33	7	1

### EXTRA FINE SMOOTH TIPS

5A



Part no.	EAN code 731415+	L mm / inch	Weight grams	Pack qty
5A-SA	0110216	115 / 4.53	13	1

### EXTRA FINE BENT TIPS

5B




Part no.	EAN code 731415+	L mm / inch	Weight grams	Pack qty
5B-SA	0110223	110 / 4.33	13	1
5B-NC	0120039	110 / 4.33	13	1

## HIGH PRECISION TWEEZERS

- Highest quality Swiss made tweezers
- Precise tips, with great attention to detail
- S – Higher carbon stainless steel, when strength and hardness are of highest concern
- SA – Standard material is ESD safe, anti-magnetic stainless steel
- NC – Super Alloy (Ni-Cr-Mo) is six times harder than SA, anti-magnetic
- TA – Titanium alloy, anti-magnetic, very high heat resistance (1600°F, 800°C)
- BR – Brass (copper-zinc alloy) anti-magnetic, good for scratch sensitive parts

### EXTRA FINE DOUBLE BENT TIPS


**5C**



Part no.	EAN code 731415+	L mm / inch	Weight grams	Pack qty
5C-SA	0110230	115 / 4.53	13	1

### FLAT ANGLED TIPS

**6**




Part no.	EAN code 731415+	L mm / inch	Weight grams	Pack qty
6-SA	0110261	115 / 4.53	15	1

### FINE CURVED TIPS

**7**



Also available as Ergo Touch (ET) style, see page 105 for details.




Part no.	EAN code 731415+	L mm / inch	Weight grams	Pack qty
7-SA	0110292	115 / 4.53	13	1
7-S	0120041	115 / 4.53	13	1
7-NC	0120040	115 / 4.53	13	1
7-TA	0120043	115 / 4.53	15	1

### STRONG CURVED TIPS

**7A**



Also available as Ergo Touch (ET) style, see page 105 for details.



Part no.	EAN code 731415+	L mm / inch	Weight grams	Pack qty
7A-SA	0110285	115 / 4.53	14	1




## HIGH PRECISION TWEEZERS

- Highest quality Swiss made tweezers
- Precise tips, with great attention to detail
- S – Higher carbon stainless steel, when strength and hardness are of highest concern
- SA – Standard material is ESD safe, anti-magnetic stainless steel
- NC – Super Alloy (Ni-Cr-Mo) is six times harder than SA, anti-magnetic
- TA – Titanium alloy, anti-magnetic, very high heat resistance (1600°F, 800°C)
- BR – Brass (copper-zinc alloy) anti-magnetic, good for scratch sensitive parts

### SERRATED TIPS AND GRIPS

10G



Part no.	EAN code 731415+	L mm / inch	Weight grams	Pack qty
10G-SA	0109609	110 / 4.33	13	1

### STRONG TIPS, NICKEL PLATE


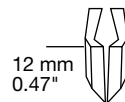
11



Part no.	EAN code 731415+	L mm / inch	Weight grams	Pack qty
11-N	0116058	120 / 4.72	15	1

### TAPERED CUTTING TIPS, CARBON STEEL


15A




Part no.	EAN code 731415+	L mm / inch	Weight grams	Pack qty
15A	0109616	115 / 4.53	27	1

### PARALLEL CUTTING TIPS, CARBON STEEL

15AGW




Also available as ET style, see page 105.



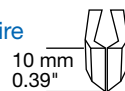
Part no.	EAN code 731415+	L mm / inch	Weight grams	Pack qty
15AGW	0109623	120 / 4.72	26	1

### PARALLEL CUTTING TIPS, CARBIDE INSERT

15AGWHM



Hard wire



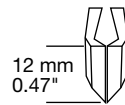
Part no.	EAN code 731415+	L mm / inch	Weight grams	Pack qty
15AGWHM-SA	0120029	120 / 4.72	26	1

## HIGH PRECISION TWEEZERS

- Highest quality Swiss made tweezers
- Precise tips, with great attention to detail
- S – Higher carbon stainless steel, when strength and hardness are of highest concern
- SA – Standard material is ESD safe, anti-magnetic stainless steel
- NC – Super Alloy (Ni-Cr-Mo) is six times harder than SA, anti-magnetic
- TA – Titanium alloy, anti-magnetic, very high heat resistance (1600°F, 800°C)
- BR – Brass (copper-zinc alloy) anti-magnetic, good for scratch sensitive parts

### NARROW CUTTING TIPS, CARBON STEEL


**15AP**



Part no.	EAN code 731415+	L mm / inch	Weight grams	Pack qty
15AP	0109630	115 / 4.53	27	1

### STRONG FINE TIPS

**27**



Part no.	EAN code 731415+	L mm / inch	Weight grams	Pack qty
27-SA	0109654	130 / 5.12	15	1

### EXTRA SHARP, BENT TIPS

**51S**



Also available as Ergo Touch (ET) style, see page 105 for details.



Part no.	EAN code 731415+	L mm / inch	Weight grams	Pack qty
51S-SA	0110209	115 / 4.53	13	1

### LONG, FINE, BENT TIPS

**65A**



Part no.	EAN code 731415+	L mm / inch	Weight grams	Pack qty
65A-SA	0110278	140 / 5.51	12	1

### STRONG TIPS, SERRATED GRIPS

**AC**



Part no.	EAN code 731415+	L mm / inch	Weight grams	Pack qty
AC-SA	0110308	110 / 4.33	18	1

## HIGH PRECISION TWEEZERS

- Highest quality Swiss made tweezers
- Precise tips, with great attention to detail
- S – Higher carbon stainless steel, when strength and hardness are of highest concern
- SA – Standard material is ESD safe, anti-magnetic stainless steel
- NC – Super Alloy (Ni-Cr-Mo) is six times harder than SA, anti-magnetic
- TA – Titanium alloy, anti-magnetic, very high heat resistance (1600°F, 800°C)
- BR – Brass (copper-zinc alloy) anti-magnetic, good for scratch sensitive parts

### FLAT SQUARE-END TIPS


**F**



Part no.	EAN code 731415+	L mm / inch	Weight grams	Pack qty
F-SA	0109883	120 / 4.72	15	1

### MINI WITH SERRATED TIPS & GRIPS

**M00D**



Part no.	EAN code 731415+	L mm / inch	Weight grams	Pack qty
M00D-SA	0109586	90 / 3.54	15	1

### MINI WITH FLAT, SHARP, FINE TIPS

**M2**



Part no.	EAN code 731415+	L mm / inch	Weight grams	Pack qty
M2-SA	0120369	90 / 3.54	15	1

### MINI WITH ROUNDED FLAT TIPS


**M2A**



Part no.	EAN code 731415+	L mm / inch	Weight grams	Pack qty
M2A-SA	0120376	80 / 3.15	15	1

### MINI WITH SHARP, FINE TIPS

**M3**




Part no.	EAN code 731415+	L mm / inch	Weight grams	Pack qty
M3-SA	0120154	90 / 3.54	15	1

## HIGH PRECISION TWEEZERS

- Highest quality Swiss made tweezers
- Precise tips, with great attention to detail
- S – Higher carbon stainless steel, when strength and hardness are of highest concern
- SA – Standard material is ESD safe, anti-magnetic stainless steel
- NC – Super Alloy (Ni-Cr-Mo) is six times harder than SA, anti-magnetic
- TA – Titanium alloy, anti-magnetic, very high heat resistance (1600°F, 800°C)
- BR – Brass (copper-zinc alloy) anti-magnetic, good for scratch sensitive parts

### MINI WITH VERY FINE TIPS

**M4**




Part no.	EAN code 731415+	L mm / inch	Weight grams	Pack qty
M4-SA	0120383	90 / 3.54	15	1

### MINI WITH EXTRA FINE TIPS

**M5**




Also available as Ergo Touch (ET) style, see page 106 for details.



Part no.	EAN code 731415+	L mm / inch	Weight grams	Pack qty
M5-SA	0120044	90 / 3.54	15	1

### VERY FINE TIPS


**S**



Part no.	EAN code 731415+	L mm / inch	Weight grams	Pack qty
S-SA	0109906	120 / 4.72	13	1

### SLENDER, LONG TIPS

**SS**



Part no.	EAN code 731415+	L mm / inch	Weight grams	Pack qty
SS-SA	0109937	140 / 5.51	12	1

## HIGH PRECISION TWEEZERS

- Highest quality Swiss made tweezers
- Precise tips, with great attention to detail
- S – Higher carbon stainless steel, when strength and hardness are of highest concern
- SA – Standard material is ESD safe, anti-magnetic stainless steel
- NC – Super Alloy (Ni-Cr-Mo) is six times harder than SA, anti-magnetic
- TA – Titanium alloy, anti-magnetic, very high heat resistance (1600°F, 800°C)
- BR – Brass (copper-zinc alloy) anti-magnetic, good for scratch sensitive parts

## HIGH PRECISION REVERSE ACTION TWEEZERS

### REVERSE ACTION DUCKBILL

2AX



Part no.	EAN code 731415+	L mm / inch	Weight grams	Pack qty
2AX-SA	0110025	120 / 4.72	15	1

### REVERSE ACTION SHARP, FINE

3X



Part no.	EAN code 731415+	L mm / inch	Weight grams	Pack qty
3X-SA	0120069	115 / 4.53	15	1

### REVERSE ACTION, EXTRA FINE


5AX



Part no.	EAN code 731415+	L mm / inch	Weight grams	Pack qty
5AX-SA	0120070	115 / 4.53	15	1

### ANTI-MAGNETIC, VERY FINE CURVED TIPS

7X



Part no.	EAN code 731415+	L mm / inch	Weight grams	Pack qty
7X-SA	0120071	115 / 4.53	15	1

### TWEEZERS REVERSE ACTION FINE

31




Part no.	EAN code 731415+	L mm / inch	Weight grams	Pack qty
31-SA	0110490	120 / 4.72	12	1

## GENERAL PURPOSE TWEEZERS

- Swiss made
- Handcrafted to perfect tip symmetry and balance
- Polished edges with superior no-scratch, anti-glare satin finish
- All models are available in anti-magnetic, anti-acid stainless steel (SA), other materials as noted

### FINE SERRATED TIPS AND GRIPS


119



Part no.	EAN code 731415+	L mm / inch	Weight grams	Pack qty
119-SA	0109951	150 / 5.91	19	1

### STRONG SERRATED TIPS AND GRIPS


120



Part no.	EAN code 731415+	L mm / inch	Weight grams	Pack qty
120-SA	0109975	150 / 5.91	25	1

### STRONG, BLUNT, SERRATED TIPS AND GRIPS


121



Part no.	EAN code 731415+	L mm / inch	Weight grams	Pack qty
121-SA	0109982	160 / 6.30	26	1

### FINE, BENT, SERRATED TIPS AND GRIPS


122



Part no.	EAN code 731415+	L mm / inch	Weight grams	Pack qty
122-SA	0109999	150 / 5.91	19	1

### FINE, DOUBLE BENT, SERRATED TIPS AND GRIPS

123



Part no.	EAN code 731415+	L mm / inch	Weight grams	Pack qty
123-SA	0110001	150 / 5.91	19	1

## GENERAL PURPOSE TWEEZERS


- Swiss made
- Handcrafted to perfect tip symmetry and balance
- Polished edges with superior no-scratch, anti-glare satin finish
- All models are available in anti-magnetic, anti-acid stainless steel (SA), other materials as noted

### STRONG BENT TIPS

**124**



Serrated tips and grips



Part no.	EAN code 731415+	L mm / inch	Weight grams	Pack qty
124-SA	0110018	150 / 5.91	20	1

### STRONG SERRATED TIPS



**231**



Part no.	EAN code 731415+	L mm / inch	Weight grams	Pack qty
231-SA	0110087	120 / 4.72	14	1

### BLUNT SERRATED TIPS AND GRIPS

**475**




Part no.	EAN code 731415+	L mm / inch	Weight grams	Pack qty
475-SA	0110032	140 / 5.51	25	1

### FINE, STRONG, ALIGNING PIN

**648**



Serrated tips and grips




Part no.	EAN code 731415+	L mm / inch	Weight grams	Pack qty
648-SA	0120062	150 / 5.91	25	1
648-NC	0110971	150 / 5.91	25	1

### FINE, STRONG, ALIGNING PIN, BENT TIPS

**649**



Serrated tips and grips



Part no.	EAN code 731415+	L mm / inch	Weight grams	Pack qty
649-SA	0110063	150 / 5.91	25	1
649-NC	0120063	150 / 5.91	25	1

## GENERAL PURPOSE TWEEZERS

- Swiss made
- Handcrafted to perfect tip symmetry and balance
- Polished edges with superior no-scratch, anti-glare satin finish
- All models are available in anti-magnetic, anti-acid stainless steel (SA), other materials as noted

### STRONG FINE TIPS

AA



AA-SA available as Ergo Touch (ET) style, see page 106 for details.



Part no.	EAN code 731415+	L mm / inch	Weight grams	Pack qty
AA-SA	0110551	130 / 5.12	17	1
AA-S	0110544	130 / 5.12	17	1
AA-TA	0110575	130 / 5.12	10	1

## GENERAL PURPOSE REVERSE ACTION TWEEZERS

### REVERSE ACTION SOLDERING/DESOLDERING

29



Straight tips



Part no.	EAN code 731415+	L mm / inch	Weight grams	Pack qty
29-SA	0120068	150 / 5.91	20	1

### REVERSE ACTION SOLDERING/DESOLDERING

29D



Formed tips



Part no.	EAN code 731415+	L mm / inch	Weight grams	Pack qty
29D-SA	0110476	155 / 6.10	32	1

### REVERSE ACTION SOLDERING/DESOLDERING

30



Bent tips



Part no.	EAN code 731415+	L mm / inch	Weight grams	Pack qty
30-SA	0110483	165 / 6.50	32	1



## PLASTIC TIP TWEEZERS

- No other factory can boast the experience and range of precise plastic tip tweezers found here
- CF: carbon fiber tips, polyamide 66 reinforced with 30 wt% carbon fiber, ESD safe, good chemical resistance
- CFR: replaceable carbon fiber tips (listed on pp 89–92)
- CP: PEEK (polyetheretherketone) reinforced with 30 wt% carbon fiber, ESD safe, high heat capable (260-300°C), excellent resistance to chemicals
- DG/DL: acetal resin reinforced with 30 wt% glass fibre, insulating (not ESD), good chemical resistance
- SV: polyvinylidene flouride reinforced with carbon fibre, smooth surface, heat capacity up to 150°C, ESD safe, excellent chemical resistance to aggressive acids, solvents and halogens, resistant to UV and radiation sterilization

### CARBON FIBER TIPS

**00CF**



Part no.	EAN code 731415+	L mm / inch	Weight grams	Pack qty
00CF-SA	0120082	130 / 5.12	15	1

### CARBON FIBER TIPS


**2ACF**



Part no.	EAN code 731415+	L mm / inch	Weight grams	Pack qty
2ACF-SA	0120085	130 / 5.12	15	1

### CARBON FIBER TIPS, EXTRA FINE


**5CF**



Part no.	EAN code 731415+	L mm / inch	Weight grams	Pack qty
5CF-SA	0120092	130 / 5.12	15	1

### CARBON FIBER TIPS, SQUARE


**248CF**



Part no.	EAN code 731415+	L mm / inch	Weight grams	Pack qty
248CF-SA	0110612	125 / 4.92	32	1

### CARBON FIBER TIPS, THICK & STRONG

**249CF**




Part no.	EAN code 731415+	L mm / inch	Weight grams	Pack qty
249CF-SA	0120088	130 / 5.12	17	1

## PLASTIC TIP TWEEZERS

- No other factory can boast the experience and range of precise plastic tip tweezers found here
- CF: carbon fiber tips, polyamide 66 reinforced with 30 wt% carbon fiber, ESD safe, good chemical resistance
- CFR: replaceable carbon fiber tips (listed on pp 89–92)
- CP: PEEK (polyetheretherketone) reinforced with 30 wt% carbon fiber, ESD safe, high heat capable (260-300°C), excellent resistance to chemicals
- DG/DL: acetal resin reinforced with 30 wt% glass fibre, insulating (not ESD), good chemical resistance
- SV: polyvinylidene flouride reinforced with carbon fibre, smooth surface, heat capacity up to 150°C, ESD safe, excellent chemical resistance to aggressive acids, solvents and halogens, resistant to UV and radiation sterilization

### CARBON FIBER SOFT TIPS, WIDE PADDLE

**251**



Part no.	EAN code	L mm / inch	Weight grams	Pack qty
251-SA	0110643	110 / 4.33	17	1

### CARBON FIBER SOFT TIPS, TAPER T

**252**



Part no.	EAN code	L mm / inch	Weight grams	Pack qty
252-SA	0110650	110 / 4.33	17	1

### CARBON FIBER SOFT TIPS, ANGLE SQUARE


**253**



Part no.	EAN code	L mm / inch	Weight grams	Pack qty
253-SA	0110667	110 / 4.33	17	1

### CARBON FIBER TIPS, 2 MM 3-ANGLE


**255**



Part no.	EAN code	L mm / inch	Weight grams	Pack qty
255-SA	0110681	110 / 4.33	11	1

### CARBON FIBER TIPS, STRONG POINT

**259CF**




Part no.	EAN code	L mm / inch	Weight grams	Pack qty
259CF-SA	0110728	130 / 5.12	17	1

## PLASTIC TIP TWEEZERS

- No other factory can boast the experience and range of precise plastic tip tweezers found here
- CF: carbon fiber tips, polyamide 66 reinforced with 30 wt% carbon fiber, ESD safe, good chemical resistance
- CFR: replaceable carbon fiber tips (listed on pp 89–92)
- CP: PEEK (polyetheretherketone) reinforced with 30 wt% carbon fiber, ESD safe, high heat capable (260-300°C), excellent resistance to chemicals
- DG/DL: acetal resin reinforced with 30 wt% glass fibre, insulating (not ESD), good chemical resistance
- SV: polyvinylidene flouride reinforced with carbon fibre, smooth surface, heat capacity up to 150°C, ESD safe, excellent chemical resistance to aggressive acids, solvents and halogens, resistant to UV and radiation sterilization

### CARBON FIBER TIPS, STRONG BLUNT

**269CF**



Part no.	EAN code 731415+	L mm / inch	Weight grams	Pack qty
269CF-SA	0110735	130 / 5.12	16	1

## PLASTIC TIP TWEEZERS – REPLACEABLE TIPS

### CARBON FIBER REPLACEABLE TIPS

**00CFR**



Flat edge, thick tips



Part no.	EAN code 731415+	L mm / inch	Weight grams	Pack qty
00CFR-SA	0115402	130 / 5.12	19	1

### CARBON FIBER REPLACEABLE STRAIGHT TIPS

**2ACFR**



Flat edge,  
rounded tips



Part no.	EAN code 731415+	L mm / inch	Weight grams	Pack qty
2ACFR-SA	0115419	130 / 5.12	19	1

### CARBON FIBER REPLACEABLE CURVED TIPS

**2ABCFR**



Curved tips



Part no.	EAN code 731415+	L mm / inch	Weight grams	Pack qty
2ABCFR-SA	0120083	130 / 5.12	15	1

### CARBON FIBER REPLACEABLE TIPS

**5CFR**



Extra fine tips



Part no.	EAN code 731415+	L mm / inch	Weight grams	Pack qty
5CFR-SA	0115426	130 / 5.12	19	1

## PLASTIC TIP TWEEZERS

- No other factory can boast the experience and range of precise plastic tip tweezers found here
- CF: carbon fiber tips, polyamide 66 reinforced with 30 wt% carbon fiber, ESD safe, good chemical resistance
- CFR: replaceable carbon fiber tips (listed on pp 89–92)
- CP: PEEK (polyetheretherketone) reinforced with 30 wt% carbon fiber, ESD safe, high heat capable (260-300°C), excellent resistance to chemicals
- DG/DL: acetal resin reinforced with 30 wt% glass fibre, insulating (not ESD), good chemical resistance
- SV: polyvinylidene flouride reinforced with carbon fibre, smooth surface, heat capacity up to 150°C, ESD safe, excellent chemical resistance to aggressive acids, solvents and halogens, resistant to UV and radiation sterilization

### PLASTIC TIP TWEEZERS – REPLACEABLE TIPS

#### CARBON FIBER REPLACEABLE TIPS

**7CFR**



Fine, curved tips



Part no.	EAN code 731415+	L mm / inch	Weight grams	Pack qty
7CFR-SA	0115433	130 / 5.12	19	1

#### CARBON FIBER REPLACEABLE TIPS

**246CFR**



Thick & strong




Part no.	EAN code 731415+	L mm / inch	Weight grams	Pack qty
246CFR-SA	0120130	130 / 5.12	15	1

#### CARBON FIBER REPLACEABLE TIPS

**249CFR**



Flat edge, thick tips




Part no.	EAN code 731415+	L mm / inch	Weight grams	Pack qty
249CFR-SA	0115143	130 / 5.12	15	1

#### CARBON FIBER REPLACEABLE TIPS, STRONG

**259CFR, 259-DLR, 259-SVR**



Extra fine tips



Part no.	EAN code 731415+	L mm / inch	Weight grams	Pack qty
259CFR-SA	0115150	130 / 5.12	19	1
259-DLR-SA	0120089	130 / 5.12	19	1
259-SVR-SA	0120090	130 / 5.12	19	1

## PLASTIC TIP TWEEZERS

- No other factory can boast the experience and range of precise plastic tip tweezers found here
- CF: carbon fiber tips, polyamide 66 reinforced with 30 wt% carbon fiber, ESD safe, good chemical resistance
- CFR: replaceable carbon fiber tips (listed on pp 89–92)
- CP: PEEK (polyetheretherketone) reinforced with 30 wt% carbon fiber, ESD safe, high heat capable (260-300°C), excellent resistance to chemicals
- DG/DL: acetal resin reinforced with 30 wt% glass fibre, insulating (not ESD), good chemical resistance
- SV: polyvinylidene flouride reinforced with carbon fibre, smooth surface, heat capacity up to 150°C, ESD safe, excellent chemical resistance to aggressive acids, solvents and halogens, resistant to UV and radiation sterilization

## PLASTIC TIP TWEEZERS – REPLACEABLE TIP SETS

### REPLACEABLE TIP SET FOR 00CFR

**00 ACF**



Flat edge, thick tips



Part no.	EAN code	L mm / inch	Weight grams	Pack qty
00 ACF	0115440	40 / 1.57	2	1*

\* Includes 2 tips and 2 screws in a plastic bag

### REPLACEABLE TIP SET FOR 2ACFR

**2A ACF**



Flat edge,  
rounded tips



Part no.	EAN code	L mm / inch	Weight grams	Pack qty
2A ACF	0115457	40 / 1.57	2	1*

\* Includes 2 tips and 2 screws in a plastic bag

### REPLACEABLE TIP SET FOR 2ABCFR

**2AB ACF**



Curved tips



Part no.	EAN code	L mm / inch	Weight grams	Pack qty
2AB ACF	0120104	40 / 1.57	2	1*

\* Includes 2 tips and 2 screws in a plastic bag

### REPLACEABLE TIP SET FOR 5CFR

**5 ACF**



Extra fine tips



Part no.	EAN code	L mm / inch	Weight grams	Pack qty
5 ACF	0115464	40 / 1.57	2	1*

\* Includes 2 tips and 2 screws in a plastic bag

## PLASTIC TIP TWEEZERS

- No other factory can boast the experience and range of precise plastic tip tweezers found here
- CF: carbon fiber tips, polyamide 66 reinforced with 30 wt% carbon fiber, ESD safe, good chemical resistance
- CFR: replaceable carbon fiber tips (listed on pp 89–92)
- CP: PEEK (polyetheretherketone) reinforced with 30 wt% carbon fiber, ESD safe, high heat capable (260-300°C), excellent resistance to chemicals
- DG/DL: acetal resin reinforced with 30 wt% glass fibre, insulating (not ESD), good chemical resistance
- SV: polyvinylidene flouride reinforced with carbon fibre, smooth surface, heat capacity up to 150°C, ESD safe, excellent chemical resistance to aggressive acids, solvents and halogens, resistant to UV and radiation sterilization

## PLASTIC TIP TWEEZERS – REPLACEABLE TIP SETS

### REPLACEABLE TIP SET FOR 7CFR

**7 ACF**



Fine, curved tips



Part no.	EAN code 731415+	L mm / inch	Weight grams	Pack qty
7 ACF	0115471	40 / 1.57	2	1*

\* Includes 2 tips and 2 screws in a plastic bag

### REPLACEABLE TIP SET FOR 246CFR

**246 ACF**



Thick & strong



Part no.	EAN code 731415+	L mm / inch	Weight grams	Pack qty
246 ACF	0120277	40 / 1.57	2	1*

\* Includes 2 tips and 2 screws in a plastic bag

### REPLACEABLE TIP SET FOR 249CFR

**249 ACF**



Flat edge, thick tips



Part no.	EAN code 731415+	L mm / inch	Weight grams	Pack qty
249 ACF	0115174	40 / 1.57	2	1*

\* Includes 2 tips and 2 screws in a plastic bag

### REPLACEABLE TIP SET FOR 259CFR

**259 ACF**



Extra fine tips



Part no.	EAN code 731415+	L mm / inch	Weight grams	Pack qty
259 ACF	0115167	40 / 1.57	2	1*

\* Includes 2 tips and 2 screws in a plastic bag

## PLASTIC TWEEZERS

- 100% plastic tweezers in three materials for lightweight operation
- CF: carbon fiber tips, polyamide 66 reinforced with 30 wt% carbon fiber, ESD safe, good chemical resistance
- DG/DL: acetal resin reinforced with 30 wt% glass fibre, insulating (not ESD), good chemical resistance
- SV: polyvinylidene flouride reinforced with carbon fibre, smooth surface, heat capacity up to 150°C, ESD safe, excellent chemical resistance to aggressive acids, solvents and halogens, resistant to UV and radiation sterilization

### STRAIGHT, FINE TIP

**705**



Part no.	EAN code 731415+	L mm / inch	Weight grams	Pack qty
705CF	0120284	115 / 4.53	5	1
705DG	0109593	115 / 4.53	5	1
705SV	0109609	115 / 4.53	5	1



### STRAIGHT, PARALLEL FINE TIP

**707**

Fine, strong,  
parallel tips



Part no.	EAN code 731415+	L mm / inch	Weight grams	Pack qty
707CF	0120291	115 / 4.53	5	1
707DG	0120307	115 / 4.53	5	1
707SV	0109616	115 / 4.53	5	1



### BENT PARALLEL STRONG TIP

**708**

Angled, fine,  
parallel tips



Part no.	EAN code 731415+	L mm / inch	Weight grams	Pack qty
708CF	0120314	115 / 4.53	5	1
708DG	0120321	115 / 4.53	5	1
708SV	0109623	115 / 4.53	5	1



### PARALLEL SQUARED TIP

**709**

Strong, square,  
parallel tips



Part no.	EAN code 731415+	L mm / inch	Weight grams	Pack qty
709CF	0120338	115 / 4.53	5	1
709DG	0120345	115 / 4.53	5	1
709SV	0109630	115 / 4.53	5	1



## PLASTIC TWEEZERS

- 100% plastic tweezers in three materials for lightweight operation
- CF: carbon fiber tips, polyamide 66 reinforced with 30 wt% carbon fiber, ESD safe, good chemical resistance
- DG/DL: acetal resin reinforced with 30 wt% glass fibre, insulating (not ESD), good chemical resistance
- SV: polyvinylidene flouride reinforced with carbon fibre, smooth surface, heat capacity up to 150°C, ESD safe, excellent chemical resistance to aggressive acids, solvents and halogens, resistant to UV and radiation sterilization

### PARALLEL, PADDLE TIPS

710

Strong, parallel paddle tips



Part no.	EAN code 731415+	L mm / inch	Weight grams	Pack qty
710CF	0120352	115 / 4.53	5	1
710DG	0109647	115 / 4.53	5	1
710SV	0109654	115 / 4.53	5	1


## CERAMIC REPLACEABLE TIP TWEEZERS

- Advanced ceramic type MZ tweezers tips made with Zirconia Toughened Alumina (ZTA)
- Not intended for ESD safe applications, electrically insulative
- Hard, strong tweezers with low density provide good abrasion and wear resistance
- Excellent thermal properties and high temperature stability exceeding 1000°C
- Extreme corrosion resistance, nearly chemically inert

### CERAMIC REPLACEABLE TIPS

2AMZ

Straight tips



Part no.	EAN code 731415+	L mm / inch	Weight grams	Pack qty
2AMZ-SA	0120098	135 / 5.31	15	1

### CERAMIC REPLACEABLE TIPS

7MZ

Curved tips



Part no.	EAN code 731415+	L mm / inch	Weight grams	Pack qty
7MZ-SA	0120147	135 / 5.31	15	1



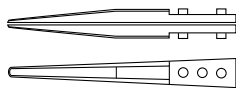
## CERAMIC REPLACEABLE TIP TWEEZERS

- Advanced ceramic type MZ tweezers tips made with Zirconia Toughened Alumina (ZTA)
- Not intended for ESD safe applications, electrically insulative
- Hard, strong tweezers with low density provide good abrasion and wear resistance
- Excellent thermal properties and high temperature stability exceeding 1000°C
- Extreme corrosion resistance, nearly chemically inert

### CERAMIC REPLACEABLE TIPS

**71MZ**

Straight sharp tips

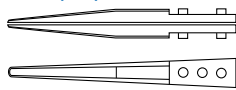


Part no.	EAN code 731415+	L mm / inch	Weight grams	Pack qty
71MZ-SA	0120100	135 / 5.31	15	1

### CERAMIC REPLACEABLE TIPS

**72MZ**

Straight, fine sharp tips

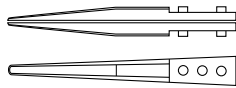


Part no.	EAN code 731415+	L mm / inch	Weight grams	Pack qty
72MZ-SA	0120101	135 / 5.31	15	1

### CERAMIC REPLACEABLE TIPS

**73MZ**

Strong sharp tips

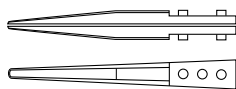


Part no.	EAN code 731415+	L mm / inch	Weight grams	Pack qty
73MZ-SA	0120102	140 / 5.51	15	1

### CERAMIC REPLACEABLE TIPS

**74MZ**

Straight, strong tips



Part no.	EAN code 731415+	L mm / inch	Weight grams	Pack qty
74MZ-SA	0120103	140 / 5.51	15	1

## CERAMIC REPLACEABLE TIP TWEEZERS – REPLACEABLE TIP SETS

### REPLACEABLE TIP SET FOR 2AMZ

**A2AMZ**



Part no.	EAN code 731415+	L mm / inch	Weight grams	Pack qty
A2AMZ	0120105	35 / 1.38	2	1

## CERAMIC REPLACEABLE TIP TWEEZERS

- Advanced ceramic type MZ tweezers tips made with Zirconia Toughened Alumina (ZTA)
- Not intended for ESD safe applications, electrically insulative
- Hard, strong tweezers with low density provide good abrasion and wear resistance
- Excellent thermal properties and high temperature stability exceeding 1000°C
- Extreme corrosion resistance, nearly chemically inert

## CERAMIC REPLACEABLE TIP TWEEZERS – REPLACEABLE TIP SETS

### REPLACEABLE TIP SET FOR 7AMZ

**A7MZ**



Fine curved tips.

Part no.	EAN code 731415+	L mm / inch	Weight grams	Pack qty
A7MZ	0120106	43.5 / 1.71	2	1

### REPLACEABLE TIP SET FOR 71MZ

**A71MZ**



Part no.	EAN code 731415+	L mm / inch	Weight grams	Pack qty
A71MZ	0120107	30 / 1.18	2	1

### REPLACEABLE TIP SET FOR 72MZ

**A72MZ**



Part no.	EAN code 731415+	L mm / inch	Weight grams	Pack qty
A72MZ	0120108	30 / 1.18	2	1

### REPLACEABLE TIP SET FOR 73MZ

**A73MZ**



Part no.	EAN code 731415+	L mm / inch	Weight grams	Pack qty
A73MZ	0120109	33 / 1.30	2	1

### REPLACEABLE TIP SET FOR 74MZ

**A74MZ**



Part no.	EAN code 731415+	L mm / inch	Weight grams	Pack qty
A74MZ	0120110	40 / 1.57	2	1

## WAFER HANDLING TWEEZERS

- Top quality Swiss design and manufacturing ensures precise attention to detail
- SA stainless steel
- ESD safe permanent or replaceable tips
- Choice of CF, CP, DG or SV materials for plastic jaws
- Satin anti-glare finish for use in spotlighted work areas
- Specially designed for use with delicate, fragile wafer types

### 2" WAFER HANDLING TWEEZERS, CPR

#### 2WFCPR



Replaceable  
6.6 mm wide  
carbon fiber tips




Part no.	EAN code 731415+	L mm / inch	Weight grams	Pack qty
2WFCPR-SA	0120086	130 / 5.12	15	1

### 3" WAFER HANDLING TWEEZERS

#### 3WL



9.5 mm wide  
anti-magnetic  
stainless steel  
tips



Part no.	EAN code 731415+	L mm / inch	Weight grams	Pack qty
3WL-SA	0120072	125 / 4.92	15	1

### 4" WAFER HANDLING TWEEZERS

#### 4WF



12 mm wide tips




Part no.	EAN code 731415+	L mm / inch	Weight grams	Pack qty
4WF-SA	0120073	125 / 4.92	15	1

### 4" WAFER HANDLING TWEEZERS

#### 4WFG



12 mm wide  
serrated tips




Part no.	EAN code 731415+	L mm / inch	Weight grams	Pack qty
4WFG-SA	0120074	125 / 4.92	15	1

### 4" WAFER HANDLING TWEEZERS

#### 4WL



12 mm wide tips



Part no.	EAN code 731415+	L mm / inch	Weight grams	Pack qty
4WL-SA	0120075	125 / 4.92	15	1

## WAFER HANDLING TWEEZERS

- Top quality Swiss design and manufacturing ensures precise attention to detail
- SA stainless steel
- ESD safe permanent or replaceable tips
- Choice of CF, CP, DG or SV materials for plastic jaws
- Satin anti-glare finish for use in spotlighted work areas
- Specially designed for use during delicate, fragile wafer handling

### 4" WAFER HANDLING TWEEZERS, CPR

**4WFCPR**



Replaceable  
12 mm wide  
carbon fiber tips



Part no.	EAN code 731415+	L mm / inch	Weight grams	Pack qty
4WFCPR-SA	0120091	130 / 5.12	15	1

### 8" WAFER HANDLING TWEEZERS

**8WNY**



65 mm wide  
nylon jaws



Part no.	EAN code 731415+	L mm / inch	Weight grams	Pack qty
8WNY-SA	0120116	150 / 5.91	40	1

### 8" WAFER HANDLING TWEEZERS

**8WT**



65 mm wide  
teflon jaws



Part no.	EAN code 731415+	L mm / inch	Weight grams	Pack qty
8WT-SA	0120123	150 / 5.91	40	1

### 8" WAFER HANDLING TWEEZERS

**8WTC1**



65 mm wide  
ESD safe  
teflon jaws



Part no.	EAN code 731415+	L mm / inch	Weight grams	Pack qty
8WTC1-SA	0120081	150 / 5.91	40	1

## FLAT TIP TWEEZERS

- High precision Swiss made tweezers
- Anti-magnetic, anti-acid stainless steel
- Serrated gripping area for precise manipulation
- Smooth scratch proof tips for handling sensitive components

### RECTANGULAR, SMOOTH TIPS

34A



Part no.	EAN code 731415+	L mm / inch	Weight grams	Pack qty
34A-SA	0110124	120 / 4.72	15	1

### FAN SHAPE, SMOOTH TIPS

35A



Part no.	EAN code 731415+	L mm / inch	Weight grams	Pack qty
35A-SA	0110131	120 / 4.72	14	1

## COMPONENT HANDLING TWEEZERS

- Superior Swiss quality in each design
- Handcrafted to perfect tip symmetry and balance
- Polished edges with superior no-scratch, anti-glare satin finish
- All component handling tweezers are made of SA stainless steel
- Tips are precisely formed for consistent results

### COMPONENT HANDLING

571



2.5–5.0 mm




Part no.	EAN code 731415+	L mm / inch	Weight grams	Pack qty
571-SA	0110391	145 / 5.71	25	1

### COMPONENT HANDLING 90°

572



2.5–5.0 mm



Part no.	EAN code 731415+	L mm / inch	Weight grams	Pack qty
572-SA	0110407	145 / 5.71	26	1

## COMPONENT HANDLING TWEEZERS


- Superior Swiss quality in each design
- Handcrafted to perfect tip symmetry and balance
- Polished edges with superior no-scratch, anti-glare satin finish
- All component handling tweezers are made of SA stainless steel
- Tips are precisely formed for consistent results

### COMPONENT HANDLING 45° ANGLE

573



2.5–5.0 mm



Part no.	EAN code 731415+	L mm / inch	Weight grams	Pack qty
573-SA	0110414	145 / 5.71	25	1

## SMD TWEEZERS

- Highest quality Swiss manufacturing
- Smooth handling and positioning of SMD components
- Different tips and angles for specific applications
- Satin anti-glare finish and ergonomic design
- ESD safe SA steel
- Modifications or special models available on request

### SMD REVERSE ACTION, 3-LEAD SOT PACKAGES


SM104



Part no.	EAN code 731415+	L mm / inch	Weight grams	Pack qty
SM104-SA	0110780	120 / 4.72	15	1

### SMD REVERSE ACTION, ALL SOT PACKAGES


SM105



Part no.	EAN code 731415+	L mm / inch	Weight grams	Pack qty
SM105-SA	0110797	120 / 4.72	15	1

### SMD REVERSE ACTION, FLAT BASE TIPS

SM106



Part no.	EAN code 731415+	L mm / inch	Weight grams	Pack qty
SM106-SA	0110803	120 / 4.72	15	1

## SMD TWEEZERS

- Highest quality Swiss manufacturing
  - Smooth handling and positioning of SMD components
  - Different tips and angles for specific applications
  - Satin anti-glare finish and ergonomic design
  - ESD safe SA steel
- Modifications or special models available on request

### SMD REVERSE ACTION, 60° ANGLE

**SM107**



Part no.	EAN code 731415+	L mm / inch	Weight grams	Pack qty
SM107-SA	0110810	120 / 4.72	15	1

### SMD GROOVED TIPS, 1 MM


**SM108**



Part no.	EAN code 731415+	L mm / inch	Weight grams	Pack qty
SM108-SA	0110827	120 / 4.72	15	1

### SMD GROOVED TIPS, 45° ANGLE

**SM109**



Part no.	EAN code 731415+	L mm / inch	Weight grams	Pack qty
SM109-SA	0110834	120 / 4.72	15	1

### SMD GROOVED TIPS FOR CHIPS

**SM110**



Part no.	EAN code 731415+	L mm / inch	Weight grams	Pack qty
SM110-SA	0110841	120 / 4.72	15	1

### SMD GROOVED TIPS FOR 5 MM CHIPS

**SM111**




Part no.	EAN code 731415+	L mm / inch	Weight grams	Pack qty
SM111-SA	0110858	120 / 4.72	15	1

## SMD TWEEZERS

- Highest quality Swiss manufacturing
- Smooth handling and positioning of SMD components
- Different tips and angles for specific applications
- Satin anti-glare finish and ergonomic design
- ESD safe SA steel
- Modifications or special models available on request

### SMD GROOVED TIPS, 60° ANGLE

SM112



Part no.	EAN code 731415+	L mm / inch	Weight grams	Pack qty
SM112-SA	0110865	120 / 4.72	15	1

### SMD 1 FORK, 60° ANGLE

SM113



Part no.	EAN code 731415+	L mm / inch	Weight grams	Pack qty
SM113-SA	0110872	120 / 4.72	15	1

### SMD 1 FORK, VERTICAL


SM114



Part no.	EAN code 731415+	L mm / inch	Weight grams	Pack qty
SM114-SA	0110889	120 / 4.72	15	1

### SMD GROOVED TIPS, 30° ANGLE


SM115



Part no.	EAN code 731415+	L mm / inch	Weight grams	Pack qty
SM115-SA	0110896	120 / 4.72	15	1

### SMD GROOVED TIPS, VERTICAL

SM116



Part no.	EAN code 731415+	L mm / inch	Weight grams	Pack qty
SM116-SA	0110902	120 / 4.72	14	1



## ERGO TOUCH TWEEZERS

- High quality Lindström tweezers with soft ESD safe foam Ergo Touch grips
- Static dissipative material provides reliable ESD protection
- Anti-acid, anti-magnetic stainless steel for use in many environments
- ESD safe packaging protects tweezers on workbench and in tool cases
- ET tweezers are offered on select SA, S and NC types; contact Lindström for a quote on outfitting other tweezers with ET grips

### FLAT EDGE, FINE TIPS, SUPER ALLOY


0



Part no.	EAN code 731415+	L mm / inch	Weight grams	Pack qty
0-NC-ET	0120027	120 / 4.72	21	1

### MINI STYLE, VERY SHARP TIPS, SUPER ALLOY

0C9



Part no.	EAN code 731415+	L mm / inch	Weight grams	Pack qty
0C9-NC-ET	0120046	90 / 3.54	21	1

### FLAT EDGE, THICK TIPS

00



Part no.	EAN code 731415+	L mm / inch	Weight grams	Pack qty
00-SA-ET	8279219	120 / 4.72	28	1

### STRONG, SEMI-FINE PRECISION TIP

000



Part no.	EAN code 731415+	L mm / inch	Weight grams	Pack qty
000-SA-ET	0120047	120 / 4.72	21	1

### FLAT, DUCKBILL TIPS

2A




Part no.	EAN code 731415+	L mm / inch	Weight grams	Pack qty
2A-SA-ET	0120057	120 / 4.72	21	1

## ERGO TOUCH TWEEZERS

- High quality Lindström tweezers with soft ESD safe foam Ergo Touch grips
- Static dissipative material provides reliable ESD protection
- Anti-acid, anti-magnetic stainless steel for use in many environments
- ESD safe packaging protects tweezers on workbench and in tool cases
- ET tweezers are offered on select SA, S and NC types; contact Lindström for a quote on outfitting other tweezers with ET grips

### CURVED BLUNT TIPS

2AB



Part no.	EAN code 731415+	L mm / inch	Weight grams	Pack qty
2AB-SA-ET	0120049	115 / 4.53	21	1

### VERY SHARP TIPS

3



Part no.	EAN code 731415+	L mm / inch	Weight grams	Pack qty
3-SA-ET	8279356	120 / 4.72	19	1

### VERY SHARP TIPS

3C



Part no.	EAN code 731415+	L mm / inch	Weight grams	Pack qty
3C-SA-ET	8279240	110 / 4.33	18	1

### EXTRA FINE TIPS

4



Part no.	EAN code 731415+	L mm / inch	Weight grams	Pack qty
4-SA-ET	0120059	110 / 4.33	21	1

### EXTRA FINE TIPS

5



Part no.	EAN code 731415+	L mm / inch	Weight grams	Pack qty
5-SA-ET	8279257	110 / 4.33	18	1
5-NC-ET	0120050	110 / 4.33	21	1

## ERGO TOUCH TWEEZERS

- High quality Lindström tweezers with soft ESD safe foam Ergo Touch grips
- Static dissipative material provides reliable ESD protection
- Anti-acid, anti-magnetic stainless steel for use in many environments
- ESD safe packaging protects tweezers on workbench and in tool cases
- ET tweezers are offered on select SA, S and NC types; contact Lindström for a quote on outfitting other tweezers with ET grips

### VERY FINE CURVED TIPS


7



Part no.	EAN code 731415+	L mm / inch	Weight grams	Pack qty
7-SA-ET	8279264	115 / 4.53	19	1

### STRONG CURVED TIPS

7A



Part no.	EAN code 731415+	L mm / inch	Weight grams	Pack qty
7A-SA-ET	0120060	115 / 4.53	21	1

### PARALLEL CUTTING TIPS


15AGW



Part no.	EAN code 731415+	L mm / inch	Weight grams	Pack qty
15-AGW-ET	8279233	115 / 4.53	32	1

### CUTTING TWEEZERS, ULTRA-FLUSH FLAT TIPS

15UFF



Part no.	EAN code 731415+	L mm / inch	Weight grams	Pack qty
15-UFF-ET	0120030	120 / 4.72	21	1

### VERY SHARP BENT TIPS

51S



Part no.	EAN code 731415+	L mm / inch	Weight grams	Pack qty
51S-SA-ET	0120052	120 / 4.72	21	1
51S-NC-ET	0120051	120 / 4.72	21	1

## ERGO TOUCH TWEEZERS

- High quality Lindström tweezers with soft ESD safe foam Ergo Touch grips
- Static dissipative material provides reliable ESD protection
- Anti-acid, anti-magnetic stainless steel for use in many environments
- ESD safe packaging protects tweezers on workbench and in tool cases
- ET tweezers are offered on select SA, S and NC types; contact Lindström for a quote on outfitting other tweezers with ET grips

### STRONG FINE TIPS


**AA**



Part no.	EAN code 731415+	L mm / inch	Weight grams	Pack qty
AA-SA-ET	8279271	130 / 5.12	23	1

### MINI STYLE WITH EXTRA FINE TIP

**M5**



Part no.	EAN code 731415+	L mm / inch	Weight grams	Pack qty
M5-SA-ET	0120045	90 / 3.54	21	1

## SL TWEEZERS

- Lindström SL (service level) tweezers for use in production, assembly and field service kits
- Swiss quality at lower cost for applications that do not require the highest precision
- Anti-acid, anti-magnetic stainless steel same as our other tweezers
- ESD safe properties for use in sensitive environments
- Matte finish for reduction of glare in intensely lit environments

### FLAT EDGE, STRONG TIPS


**00**



Part no.	EAN code 731415+	L mm / inch	Weight grams	Pack qty
00-SA-SL	3580034	120 / 4.72	22	1

### STRONG TIPS


**1**



Part no.	EAN code 731415+	L mm / inch	Weight grams	Pack qty
1-SA-SL	3580041	120 / 4.72	13	1

### SHARP, FINE TIPS

**2**




Part no.	EAN code 731415+	L mm / inch	Weight grams	Pack qty
2-SA-SL	3580065	120 / 4.72	15	1

### FLAT ROUNDED TIPS

**2A**




Sometimes called  
"Duckbill" tip  
tweezers



Part no.	EAN code 731415+	L mm / inch	Weight grams	Pack qty
2A-SA-SL	3580058	120 / 4.72	15	1

### STRONG SHARP TIPS

**3C**




Part no.	EAN code 731415+	L mm / inch	Weight grams	Pack qty
3C-SA-SL	3580072	110 / 4.33	12	1

## SL TWEEZERS

- Lindström SL (service level) tweezers for use in production, assembly and field service kits
- Swiss quality at lower cost for applications that do not require the highest precision
- Anti-acid, anti-magnetic stainless steel same as our other tweezers
- ESD safe properties for use in sensitive environments
- Matte finish for reduction of glare in intensely lit environments

### VERY SHARP TIPS


**3**



Part no.	EAN code 731415+	L mm / inch	Weight grams	Pack qty
3-SA-SL	3580089	120 / 4.72	13	1

### FINE TIPS


**4**



Part no.	EAN code 731415+	L mm / inch	Weight grams	Pack qty
4-SA-SL	3580094	110 / 4.33	13	1

### EXTRA FINE TIPS


**5**



Part no.	EAN code 731415+	L mm / inch	Weight grams	Pack qty
5-SA-SL	3580119	110 / 4.33	12	1

### VERY FINE TIPS


**5A**



Part no.	EAN code 731415+	L mm / inch	Weight grams	Pack qty
5A-SA-SL	3580102	115 / 4.53	13	1

### FINE CURVED TIPS

**7**




Part no.	EAN code 731415+	L mm / inch	Weight grams	Pack qty
7-SA-SL	3580133	115 / 4.53	13	1

## SL TWEEZERS

- Lindström SL (service level) tweezers for use in production, assembly and field service kits
- Swiss quality at lower cost for applications that do not require the highest precision
- Anti-acid, anti-magnetic stainless steel same as our other tweezers
- ESD safe properties for use in sensitive environments
- Matte finish for reduction of glare in intensely lit environments

### STRONG, CURVED TIPS

**7A**



Part no.	EAN code 731415+	L mm / inch	Weight grams	Pack qty
7A-SA-SL	3580126	115 / 4.53	14	1

### STRONG FINE TIPS

**AA**



Part no.	EAN code 731415+	L mm / inch	Weight grams	Pack qty
AA-SA-SL	3580140	130 / 5.12	17	1

### STRONG TIPS, SERRATED GRIP

**AC**



Part no.	EAN code 731415+	L mm / inch	Weight grams	Pack qty
AC-SA-SL	0120053	110 / 4.33	18	1

### STRONG FINE TIPS


**MM**



Part no.	EAN code 731415+	L mm / inch	Weight grams	Pack qty
MM-SA-SL	3580164	130 / 5.12	15	1

### SLENDER, FINE LONG TIPS

**SS**



Part no.	EAN code 731415+	L mm / inch	Weight grams	Pack qty
SS-SA-SL	0120055	140 / 5.51	12	1

INTRODUCTION TORQUE PRODUCTS

# High precision Torque Screwdrivers

Lindström Torque Screwdrivers virtually eliminate the over-application of force, thereby reducing the risk for damage and rework costs. They feature an ergonomic shape, a positive grip powder-coating, and an anti-magnetic ESD safe bit holder that accepts any standard 1/4" Hex drive bit.

The two models available are the Micro-Adjustable Torque Screwdriver and the Preset Torque Screwdriver. The Lindström Digital Torque Tester™ (DTT™) is an excellent calibration instrument at a reasonable cost.

## Preset Torque Screwdriver

Outstanding for high-volume use in assembly where precision and repeatability is paramount. Torque values are easily set on this durable driver.

The end cap removes for access to the 1/8" Hex adjustment screw (Hex key included with each driver). Use a certified torque tester like the DTT™ to verify the exact torque value after adjustment. Replace the end cap and it's ready to go.





## Micro-Adjustable Torque Screwdriver

A flexible torque tool for a wide range of production applications. This driver allows instant changes to the torque value with the easy-to-read window scale and a precise pull-to-set, push-to-lock adjustment knob.

Adjusting the screwdriver is easy. Simply pull the adjusting knob to unlock, then turn it to the desired torque value while keeping an eye on the major scale in the window and the minor scale on the knob. When the correct setting is reached push in the knob until it clicks.



All Lindström torque devices are ESD safe.

*Warning! Lindström Torque Screwdrivers should never be used on electrified equipment.*



## Digital Torque Tester™

The Lindström Digital Torque Tester™ (DTT™) will calibrate or check values on torque wrenches and torque screwdrivers. The DTT™ can be mounted on a wall, bench-top or mobile test cart, and is a great addition to any calibration laboratory.

The Digital Torque Tester™ features an easy-to-use touch screen to capture peak torque values in real time, and download stored torque data to a computer. Lindström testers are sold as complete kits that include AC/DC power supply, USB cable, Hex adapter, instruction manual and sturdy carrying case.

See listing on page 113 for specifications.

## MICRO-ADJUSTABLE TORQUE SCREWDRIVERS

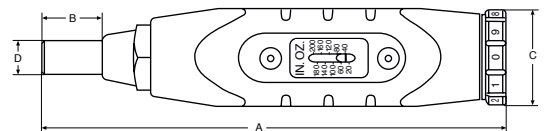
- Micro-Adjustable Torque Screwdriver
- ESD safe (IEC 61340-5-1 & EN 100015-1)
- Torque limiting clutch prevents over application of force to fastener
- 1/4" Hexagon anti-magnetic spring loaded bit holder to avoid ESD damage to sensitive equipment or components in electronic applications
- ISO 6789, ISO 1174, ASME B107.300-2010
- Store driver in the protective case at lowest torque setting
- Powder coat wrinkle finish provides positive grip
- Accuracy meets or exceeds +/-6% over recommended usage period: 5000 cycles or one year, whichever occurs first
- Standard adjustable drivers include SAE window scale, ISO (metric) versions available on request

### MICRO-ADJUSTABLE TORQUE SCREWDRIVER

#### MAL500-1 – MAL500-3



Micro-adjustable drivers may also be special ordered with ISO (Metric) window scale. Call 626.956.1201 for other options.



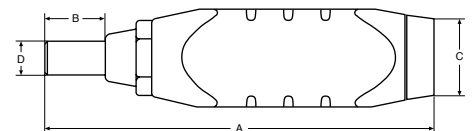
Part no.	EAN code 731415+	A mm / inch	B mm / inch	C mm / inch	D mm / inch	Hexagon Bit Holder	Capacity in.ozs / in.lbs	Weight grams	Pack qty
MAL500-1	112593	138.0 / 5.43	18.2 / 0.72	28.0 / 1.10	9.6 / 0.38	1/4"	20-200 in.ozs	195	1
MAL500-2	112609	157.0 / 6.18	18.2 / 0.72	28.0 / 1.10	9.6 / 0.38	1/4"	3-15 in.lbs	260	1
MAL500-3	112616	171.0 / 6.73	18.2 / 0.72	32.0 / 1.26	9.6 / 0.38	1/4"	5-40 in.lbs	306	1

## PRESET TORQUE SCREWDRIVERS

- Preset Torque Screwdriver, with powder coat finish for sure grip
- Cam-over torque limiting clutch for repeatability
- 1/4" Hexagon anti-magnetic spring loaded bit holder to avoid ESD damage to sensitive equipment or components in electronic applications
- Accuracy meets or exceeds +/-6% over recommended usage period: 5000 cycles or one year, whichever occurs first
- DIN/ISO 6789, EN 26789/1994
- To order, please specify at what value to set the driver and Lindström will supply a Certificate of Calibration at no charge
- Preset screwdrivers ordered without specifying setting will be set to lowest torque value and shipped without certificate

### PRESET TORQUE SCREWDRIVER

#### PS501-1 – PS501-4



Part no.	EAN code 731415+	A mm / inch	B mm / inch	C mm / inch	D mm / inch	Hexagon Bit Holder	Capacity Ncm / in.ozs / in.lbs	Weight grams	Pack qty
PS501-1	0112425	115.0 / 4.53	18.2 / 0.72	28.0 / 1.10	9.6 / 0.38	1/4"	4-22 Ncm / 6-32 in.ozs	147	1
PS501-2	0112432	141.0 / 5.55	18.2 / 0.72	28.0 / 1.10	9.6 / 0.38	1/4"	7-70 Ncm / 10-100 in.ozs	187	1
PS501-3	0112449	141.0 / 5.55	18.2 / 0.72	28.0 / 1.10	9.6 / 0.38	1/4"	15-170 Ncm / 1.5-15 in.lbs	198	1
PS501-4	0112456	154.0 / 6.06	18.2 / 0.72	32.0 / 1.26	9.6 / 0.38	1/4"	45-450 Ncm / 4-40 in.lbs	270	1

## DIGITAL TORQUE TESTER™

### Features

- Integral transducer and sturdy enclosure allow mounting in virtually any position
- Audible indicator for torque range
- LCD touch screen display
- AC power supply included
- Battery backup (6 AA Alkaline batteries included)
- ISO-6789-2003 and ASME B107.300-2010 compliant
- Certificate of NIST traceability from 20 to 100% of full scale
- Highly accurate transducer for precise measurement and repeatability

### Specifications

- Selection of units of torque available: Nm, kgcm, fl.lb, in.lb and in.oz
- Torque range: 1.25 in.lb to 50 in.lb (20–800 in.oz)
- Torque accuracy:  $\pm 0.5\%$   $\pm 1$  count CW & CCW from 20–100% of full scale at 77°F (25°C)
- Display accuracy: 4 digits, 9999 cycle counts
- Operating temperature: 40–110°F (5–42°C)
- Storage temperature: 0–122°F (-20–50°C)
- Humidity up to 85% non-condensing

### DIGITAL TORQUE TESTER™

#### DTT501-EZ

Calibrates and verifies values on torque wrenches and torque screwdrivers.



Part no.	UPC code	Unit width mm / inch	Height mm / inch	Depth mm / inch	Torque range inch ounces	Operating temp. °F / °C	Storage temp. °F / °C	Unit weight lbs.	Shipping weight lbs.	Pack qty
DTT501-EZ	0662459332431	254.0 / 10.0	387.4 / 15.25	63.5 / 2.5	20–800	40–110 / 5–42	0–122 / -20–50	10.6	17.25	1



INTRODUCTION ERGO® SCREWDRIVERS

# ERGO® Screwdrivers

## For outstanding precision and comfort

Exhaustive ergonomic studies and tests are the basis of the handle design of ERGO® screwdrivers. The studies revealed how a screwdriver is typically used and how the handle should be designed to obtain a comfortable and effective grip in all situations. These tests resulted in a handle design featuring different diametrics: thin, near the shaft, nearest to the shaft, for starting fasteners and a larger diameter for applying higher torque.

The handle always fits comfortably in the hand. The cross-section pattern and material surface texture of the handle are also the result of extensive ergonomic research and testing. In addition to being comfortable to use in different work situations, the round and efficiently patterned shape permits high torque and reduces the risk of injury.

The strength of ERGO® screwdrivers exceeds the requirements of ISO standards by a good margin, in some cases more than 60%. The specially hardened steel shaft has a phosphate treated pro-point tip. Larger screwdrivers are equipped with a practical hexagonal drive on the blade, so that a wrench can be used whenever greater force is required.

*BE-8260 shown at right.*

Hardened phosphate treated tip




Slotted: DIN 5265, ISO 2380-2,  
Tip DIN 5264-A, ISO 2380-1  
Picture shows BE-8030.



Phillips®: DIN 5262, ISO 8764-2,  
Tip DIN 5260, ISO 8764-1  
Picture shows BE-8610.



Pozidriv®: DIN 5262, ISO 8764-2,  
Tip DIN 5260, ISO 8764-1  
Picture shows BE-8810.



**Torx®**  
Picture shows BE-8910.



**Hexagon**  
Picture shows BE-8705.






**ergo®** Our scientific ERGO® Development Program (the "11-Point Program") has resulted in many successful and scientifically evaluated ergonomic tools.

While many others just talk about ergonomics, we deliver.


**SLOTTED SCREWDRIVERS**
**SLOTTED**
**BE-8010–BE-8255**


Screwdriver for  
slotted screws







**ergo®**

Part no.	EAN code 731415+	 mm / inch	 mm / inch	 mm / inch	 mm / inch	 mm / inch	Weight grams	Pack qty
BE-8010	0010615	0.4 / 0.01	2.5 / 0.09	50.0 / 1.96	16.0 × 102.0 / 0.63 × 4.02	15.0 / 5.98	17	5
BE-8020	0010639	0.5 / 0.02	3.0 / 0.11	50.0 / 1.96	16.0 × 102.0 / 0.63 × 4.02	152.0 / 5.98	20	5
BE-8020L	1838591	0.5 / 0.020	3.0 / 0.11	75.0 / 2.95	16.0 × 102.0 / 0.63 × 4.02	177.0 / 7.0	22	5
BE-8030	0010653	0.6 / 0.024	3.5 / 0.13	75.0 / 2.95	20.0 × 122.0 / 0.79 × 4.80	197.0 / 7.76	35	5
BE-8040	0010677	0.8 / 0.03	4.0 / 0.15	100.0 / 3.93	20.0 × 122.0 / 0.79 × 4.80	222.0 / 8.75	38	5
BE-8150	0010707	1.0 / 0.039	5.5 / 0.21	100.0 / 3.92	27.0 × 122.0 / 1.06 × 4.80	222.0 / 8.75	70	5
BE-8155	0010721	1.2 / 0.05	6.5 / 0.26	125.0 / 4.92	36.0 × 122.0 / 1.42 × 4.80	247.0 / 9.72	101	5
BE-8210	1838584	0.4 / 0.01	2.5 / 0.09	75.0 / 2.95	16.0 × 102.0 / 0.63 × 4.02	177.0 / 7.0	18	5
BE-8220	0047741	0.5 / 0.020	3.0 / 0.11	125.0 / 4.92	16.0 × 102.0 / 0.63 × 4.02	227.0 / 9.0	22	5
BE-8230	0047758	0.6 / 0.024	3.5 / 0.13	125.0 / 4.92	20.0 × 122.0 / 0.79 × 4.80	247.0 / 9.72	38	5
BE-8240	0047765	0.8 / 0.03	4.0 / 0.15	175.0 / 6.89	20.0 × 122.0 / 0.79 × 4.80	297.0 / 11.69	47	5
BE-8250	0047772	1.0 / 0.039	5.5 / 0.21	150.0 / 5.90	27.0 × 122.0 / 1.06 × 4.80	272.0 / 10.70	75	5
BE-8250L	1838607	1.0 / 0.039	5.5 / 0.21	200.0 / 7.87	27.0 × 122.0 / 1.06 × 4.80	322.0 / 12.67	90	5
BE-8255	0047789	1.2 / 0.05	6.5 / 0.26	150.0 / 5.90	36.0 × 122.0 / 1.42 × 4.80	272.0 / 10.70	114	5

**SLOTTED STUBBY TYPE**
**BE-8330–BE-8455**


Screwdriver for slotted  
screws  
Stubby type for working  
in confined spaces  
ISO 2380/DIN 5264


**ergo®**

Part no.	EAN code 731415+	 mm / inch	 mm / inch	 mm / inch	 mm / inch	 mm / inch	Weight grams	Pack qty
BE-8330	1838614	0.6 / 0.02	3.5 / 0.13	25.0 / 0.98	36.0 × 0.58 / 1.42 × 2.28	83.0 / 3.26	43	5
BE-8340	1838621	0.8 / 0.03	4.0 / 0.15	25.0 / 0.98	36.0 × 0.58 / 1.42 × 2.28	83.0 / 3.26	43	5
BE-8350	1838638	1.0 / 0.04	5.5 / 0.21	25.0 / 0.98	36.0 × 0.58 / 1.42 × 2.28	83.0 / 3.26	43	5
BE-8355	1838652	1.2 / 0.05	6.5 / 0.26	25.0 / 0.98	36.0 × 0.58 / 1.42 × 2.28	83.0 / 3.26	43	5
BE-8360	1838676	1.2 / 0.05	8.0 / 0.31	25.0 / 0.98	36.0 × 0.58 / 1.42 × 2.28	83.0 / 3.26	50	5
BE-8450	1838645	1.0 / 0.04	5.5 / 0.21	45.0 / 1.77	36.0 × 0.58 / 1.42 × 2.28	103.0 / 4.05	51	5
BE-8455	1838669	1.2 / 0.05	6.5 / 0.26	45.0 / 1.77	36.0 × 0.58 / 1.42 × 2.28	103.0 / 4.05	25	5

## SLOTTED SCREWDRIVERS WITH HEXAGON COLLAR

### SLOTTED WITH HEXAGON COLLAR







**BE-8160–BE-8890**



Screwdriver for slotted screws  
Hexagon bolstered blade, two-handed grip  
ISO 2380/DIN 5264



**ergo®**

Part no.	EAN code 731415+	 mm / inch	 mm / inch	 mm / inch	 mm / inch	 mm / inch	 mm / inch	Weight grams	Pack qty
BE-8160	0010745	1.2 / 0.05	8.0 / 0.31	125.0 / 4.92	36.0 × 122.0 / 1.42 × 4.80	247.0 / 9.72	11.0 / 0.43	142	5
BE-8260	0047796	1.2 / 0.05	8.0 / 0.31	175.0 / 6.88	36.0 × 122.0 / 1.42 × 4.80	297.0 / 11.69	11.0 / 0.43	165	5
BE-8865	0010851	1.6 / 0.06	8.0 / 0.31	175.0 / 6.88	36.0 × 161.0 / 1.42 × 6.33	336.0 / 13.25	13.0 / 0.51	176	5
BE-8870	0010875	1.6 / 0.06	10.0 / 0.39	175.0 / 6.88	36.0 × 161.0 / 1.42 × 6.33	336.0 / 13.25	13.0 / 0.51	200	5
BE-8880	0010899	2.0 / 0.08	12.0 / 0.47	200.0 / 7.86	36.0 × 161.0 / 1.42 × 6.33	361.0 / 14.20	13.0 / 0.51	272	5
BE-8890	0010905	2.5 / 0.09	14.0 / 0.55	200.0 / 7.86	36.0 × 161.0 / 1.42 × 6.33	361.0 / 14.20	16.0 / 0.63	276	5

## HEXAGON SOCKET SCREWDRIVERS

### HEXAGON SOCKET / HEXAGON COLLAR





**BE-8702–BE-8710**



Screwdriver for hexagonal screws, ball ended  
BE-8710 with Hexagon bolstered blade, two-handed grip







**ergo®**

Part no.	EAN code 731415+	 mm / inch	 mm / inch	 mm / inch		Weight grams	Pack qty
BE-8702	1838768	110.0 / 4.33	16.0 × 102.0 / 0.63 × 4.02	212.0 / 8.35	2	22	5
BE-8725	1838775	110.0 / 4.33	17.0 × 102.0 / 0.67 × 4.02	212.0 / 8.35	2.5	22	5
BE-8703	0027651	110.0 / 4.33	16.0 × 102.0 / 0.63 × 4.02	212.0 / 8.35	3	25	5
BE-8704	0027668	110.0 / 4.33	20.0 × 122.0 / 0.79 × 4.80	232.0 / 9.13	4	41	5
BE-8705	0027675	110.0 / 4.33	27.0 × 122.0 / 1.06 × 4.80	232.0 / 9.13	5	65	5
BE-8706	0027682	140.0 / 5.51	27.0 × 122.0 / 10.6 × 4.80	262.0 / 10.31	6	97	5
BE-8708	0027699	150.0 / 5.90	36.0 × 122.0 / 1.42 × 4.80	272.0 / 10.71	8	178	5
BE-8710	0027705	150.0 / 5.90	36.0 × 161.0 / 1.42 × 6.34	311.0 / 12.24	10	250	5


**PHILLIPS® SCREWDRIVERS**
**PHILLIPS®**
**BE-8600–BE-8620L**


Screwdriver for  
Phillips® screws







**ergo®**

Part no.	EAN code 731415+	 mm / inch	 mm / inch	 mm / inch		Weight grams	Pack qty
BE-8600	0010769	60.0 / 2.36	16.0 × 102.0 / 0.63 × 4.02	162.0 / 6.38	0	19	5
BE-8610	0010776	75.0 / 2.95	20.0 × 122.0 / 0.79 × 4.80	197.0 / 7.75	1	46	5
BE-8610L	1838683	200.0 / 7.87	20.0 × 122.0 / 0.79 × 4.80	322.0 / 12.67	1	75	5
BE-8620	0010783	100.0 / 3.94	27.0 × 122.0 / 1.06 × 4.80	222.0 / 8.74	2	72	5
BE-8620L	1838690	200.0 / 7.87	27.0 × 122.0 / 1.06 × 4.80	322.0 / 12.67	2	85	5

**PHILLIPS® WITH HEXAGON COLLAR**
**BE-8630–BE-8640**


Screwdriver for  
Phillips® screws  
Hexagon bolstered blade  
BE-8640 with  
two-handed grip






**ergo®**

Part no.	EAN code 731415+	 mm / inch	 mm / inch	 mm / inch	 mm / inch		Weight grams	Pack qty
BE-8630	0010790	150.0 / 5.90	36.0 × 122.0 / 1.42 × 4.80	272.0 / 10.71	11.0 / 0.43	3	154	5
BE-8640	0010806	200.0 / 7.87	36.0 × 161.0 / 1.42 × 6.34	361.0 / 14.21	16.0 / 0.63	4	222	5

**PHILLIPS® STUBBY TYPE**
**BE-8601–BE-8602**


Screwdriver for  
Phillips® screws  
Stubby type for working  
in confined spaces


**ergo®**





Part no.	EAN code 731415+	 mm / inch	 mm / inch	 mm / inch		Weight grams	Pack qty
BE-8601	1838706	25.0 / 0.98	36.0 × 58.0 / 1.42 × 2.28	83.0 / 3.26	1	40	5
BE-8602	1838713	25.0 / 0.98	36.0 × 58.0 / 1.42 × 2.28	83.0 / 3.26	2	45	5




**POZIDRIV® SCREWDRIVERS**
**POZIDRIV®**
**BE-8800 – BE-8820L**

 Screwdriver for  
Pozidriv® screws






**ergo®**

Part no.	EAN code 731415+	 mm / inch	 mm / inch	 mm / inch		Weight grams	Pack qty
BE-8800	0042012	60.0 / 2.36	16.0 × 102.0 / 0.63 × 4.02	162.0 / 6.34	0	19	5
BE-8810	0010813	75.0 / 2.95	20.0 × 122.0 / 0.79 × 4.80	197.0 / 7.76	1	40	5
BE-8810L	1838720	200.0 / 7.86	20.0 × 122.0 / 0.79 × 4.80	322.0 / 12.67	1	75	5
BE-8820	0010820	100.0 / 3.94	27.0 × 122.0 / 1.06 × 4.80	222.0 / 8.74	2	72	5
BE-8820L	1838737	200.0 / 7.87	27.0 × 122.0 / 1.06 × 4.80	322.0 / 12.67	2	85	5

**POZIDRIV® WITH HEXAGON COLLAR**
**BE-8830**

 Screwdriver for  
Pozidriv® screws  
Hexagon bolstered blade





**ergo®**

Part no.	EAN code 731415+	 mm / inch	 mm / inch	 mm / inch	 mm / inch		Weight grams	Pack qty
BE-8830	0010837	150.0 / 5.90	36.0 × 122.0 / 1.41 × 4.80	272.0 / 10.71	11.0 / 0.43	3	136	5

**POZIDRIV® STUBBY TYPE**
**BE-8801 – BE-8802**

 Screwdriver for  
Pozidriv® screws  
Stubby type for working  
in confined spaces






**ergo®**

Part no.	EAN code 731415+	 mm / inch	 mm / inch	 mm / inch		Weight grams	Pack qty
BE-8801	1838744	25.0 / 0.98	36.0 × 58.0 / 1.42 × 2.28	83.0 / 3.26	1	40	5
BE-8802	1838751	25.0 / 0.98	36.0 × 58.0 / 1.42 × 2.28	83.0 / 3.26	2	45	5


**TORX® SCREWDRIVERS**
**TORX®**
**BE-8906–BE-8945**


Screwdriver for  
Torx® screws  
BE-8940 and  
BE-8945 with  
two-handed grip



**ergo®**

Part no.	EAN code 731415+	 mm / inch	 mm / inch	 mm / inch	 mm / inch		Weight grams	Pack qty
BE-8906	0027729	50.0 / 1.97	16.0 × 102.0 / 0.63 × 4.02	152.0 / 5.98	1.70 / 0.07	T6	15	5
BE-8907	0027736	55.0 / 2.16	16.0 × 102.0 / 0.63 × 4.02	157.0 / 6.18	1.99 / 0.08	T7	22	5
BE-8908	0027743	60.0 / 2.36	16.0 × 102.0 / 0.63 × 4.02	162.0 / 6.38	2.31 / 0.09	T8	23	5
BE-8909	0027750	60.0 / 2.36	20.0 × 122.0 / 0.79 × 4.80	182.0 / 7.16	2.50 / 0.10	T9	41	5
BE-8910	0027767	65.0 / 2.56	20.0 × 122.0 / 0.79 × 4.80	187.0 / 7.36	2.74 / 0.11	T10	34	5
BE-8915	0027774	70.0 / 2.75	20.0 × 122.0 / 0.79 × 4.80	192.0 / 7.56	3.27 / 0.13	T15	35	5
BE-8920	0027781	80.0 / 3.15	27.0 × 122.0 / 1.06 × 4.80	202.0 / 7.95	3.86 / 0.15	T20	60	5
BE-8925	0027798	80.0 / 3.15	27.0 × 122.0 / 1.06 × 4.80	202.0 / 7.95	4.43 / 0.17	T25	55	5
BE-8927	0027804	100.0 / 3.94	36.0 × 122.0 / 1.42 × 4.80	222.0 / 8.74	4.99 / 0.20	T27	96	5
BE-8930	0027811	100.0 / 3.94	36.0 × 122.0 / 1.42 × 4.80	222.0 / 8.74	5.52 / 0.22	T30	96	5
BE-8940	0027828	130.0 / 5.12	36.0 × 161.0 / 1.42 × 6.34	291.0 / 11.46	6.65 / 0.26	T40	163	5
BE-8945	1838782	130.0 / 5.12	36.0 × 161.0 / 1.41 × 6.34	291.0 / 11.46	7.82 / 0.31	T45	163	5

**ERGO® SCREWDRIVER SETS**



**SLOTTED/PHILLIPS®**

**BE-9881**



ERGO® screwdriver set, 6 pcs  
For Slotted and Phillips® screws  
In display box



Part no.	EAN code 731415+	 mm / inch	 mm / inch	Weight grams	Pack qty
BE-9881	0043279	BE-8020 - 0.5 × 3 × 50 / 0.02 × 0.11 × 1.96 BE-8040 - 0.8 × 4 × 100 / 0.03 × 0.15 × 3.93 BE-8150 - 1.0 × 5.5 × 100 / 0.039 × 0.21 × 3.92 BE-8155 - 1.2 × 6.5 × 125 / 0.05 × 0.26 × 4.92	BE-8610 - PH 1 × 75 / 2.95 BE-8620 - PH 2 × 100 / 3.94	450	1


**TORX®**

**BE-9885**




ERGO® screwdriver set, 5 pcs  
For Torx® screws  
In display box



Part no.	EAN code 731415+		Weight grams	Pack qty
BE-9885	0048465	BE-8910 - T10 BE-8915 - T15 BE-8920 - T20 BE-8925 - T25 BE-8930 - T30	355	1




**SLOTTED/PHILLIPS®/POZIDRIV®**

**BE-9886**



ERGO® screwdriver set, 6 pcs  
For Slotted, Phillips® and Pozidriv® screws  
In display box



Part no.	EAN code 731415+	 mm / inch	 mm / inch	 mm / inch	Weight grams	Pack qty
BE-9886	0048472	BE-8030 - 0.6 × 3.5 × 75 / 0.024 × 0.13 × 2.95 BE-8150 - 1.0 × 5.5 × 100 / 0.039 × 0.21 × 3.92	BE-8610 - PH 1 × 75 / 2.95 BE-8620 - PH 2 × 100 / 3.94	BE-8810 - PZ 1 × 75 / 2.95 BE-8820 - PZ 2 × 100 / 3.94	430	1

INTRODUCTION SPARE PARTS



Always ready to go  
with Lindström spare parts

## RX BIOSPRING® FOR RX SERIES

- Tension is kept minimal and limited throughout the working cycle of the tool
- Handle width is controlled for ease of tool pick-up and handling
- Tension and opening width can be adjusted according to preference via three ports
- Almost indestructible in normal use
- On facing page, a spring is properly inserted for sure retention

### BIOSPRING®

#### RX8000



Fits all RX Series cutters and pliers

Part no.	EAN code 731415+	Weight grams	Pack qty
RX8000	0103263	5	5

### RX SPRING ADJUSTMENT:

1. Pull the tool apart
2. Place the spring in the desired port
3. Close the tool



## 80 EX HS SUP SPRINGS FOR 80, EX, HS AND SUPREME SERIES

- Due to the long life of 80 Series, EX Series, HS Series and Supreme Series cutters and pliers, replaceable springs help reduce down time and the need to stock substitute tools

### RETURN SPRINGS

#### SP8000, SP8160, EX8000



Springs to fit all non-RX cutters and pliers

Part no.	EAN code 731415+	Cutters and Pliers	Weight grams	Pack qty
SP8000	0111572	HS, 80 Series 8130-8158; all Supreme	2	1 PR
SP8160	0111589	HS, 80 Series 8160-8168	2	1 PR
EX8000	0109685	EX Series	2	1 PR

## 80 RX HS SUP LEAD CATCHER FOR 80, RX, HS AND SUPREME SERIES

- Patented lead catcher holds cut wires, preventing injury and keeping leads from flying into the assembly
- The lead catchers can be removed and reused
- Sold in packs of 5

### LEAD CATCHER

#### 813, 814



Easy to install and remove

Part no.	EAN code 731415+	Cutters	Weight grams	Pack qty
813	0055852	8130-8138, RX 8130-8138, HS 8130-8138, 7190-7191	4	5
814	0055845	8140-8148, RX 8140-8148, HS 8140-8148	4	5

Lead catchers for other products are available on request. Please contact Lindström for more information.

# Warranty

Lindström brand tools carry a full guarantee covering defects in material and workmanship. Tools subjected to abnormal use, abuse, alteration or use after the tool is significantly worn are not covered by this warranty. The Lindström facility conducts all tool evaluations for warranty claims. To start the warranty process contact your Lindström distributor.

Returns for warranty evaluation from North American customers should be sent to:

Lindström Precision Tools  
Attn: Warranty Dept.  
19240 San Jose Avenue  
City of Industry, California 91748

Phone: 626.956.1201  
E-mail: [service.usa@lindstromtools.com](mailto:service.usa@lindstromtools.com)

Questions involving the performance of your Lindström tools should be directed to our customer service office listed above.



# Services

Only factory-authorized service can offer resharpener and reconditioning that keeps the Lindström lifetime warranty intact. Our service center in City of Industry offers a full range of reconditioning, calibration and tool sharpening for all Lindström brand products and other brands. Services offered include:

- Cutter reconditioning: Sharpening cutting edges, installing new grips & springs, adjusting the joint
- Sharpening only: Cutters, scissors, cutting tweezers
- Pliers reconditioning: Jaw resurfacing, installing new grips and springs and adjusting the joint
- Pliers modification: Adding serrations, super-radiused edges and handle retrofitting
- Recalibration: Repair, recalibration, and recertification for torque screwdrivers
- Tweezers reconditioning: Tip straightening and realignment

Call 626.956.1201 or E-mail us at [service.usa@lindstromtools.com](mailto:service.usa@lindstromtools.com) for price and lead-time.

Tools for servicing should be sent to:

Lindström Precision Tools  
Attn: Recon Dept.  
19240 San Jose Avenue  
City of Industry, California 91748

## INDEX BY TYPE

**CUTTERS**
**ANGLE**

7280 20, 48  
 7285 20, 49  
 7290 20, 49  
 7291 20, 49  
 7293 20, 49  
 8211 20, 44  
 8247 20, 44  
 8248 20, 45  
 HS 7280 20, 57  
 HS 7285 20, 57  
 HS 7290 20, 57  
 HS 7291 20, 57  
 HS 7293 20, 57  
 HS 8211 20, 55, 57  
 HS 8247 20, 57  
 HS 8248 20, 57  
 LF 7280 20  
 LF 7285 20  
 LF 7290 20  
 LF 7291 20  
 LF 7293 20  
 LF 8211 20  
 LF 8247 20  
 LF 8248 20  
 RX 8211 20, 26  
 RX 8247 20, 26  
 RX 8248 5, 20, 26

**HEAVY DUTY**

TRX 8180 31

**MICRO TIP**

RX 8233 20, 27  
 RX 8234 20, 27  
 RX 8237 20, 27

**MINIATURE END**

7292 20, 47, 50  
 HS 7292 20, 57  
 LF 7292 20

**MULTI-PURPOSE SHEAR**

HS6000 31  
 HS6001 31

**OVAL**

8130 20, 42, 45, 128  
 8131 20, 42  
 8132 20, 42  
 8140 7, 20, 41, 42, 128  
 8141 9, 20, 42  
 8142 20, 42  
 8150 11, 20, 42, 128  
 8151 20, 42  
 8152 20, 42  
 8160 20, 42, 128  
 8161 20, 42  
 8162 20, 42  
 EX 8140 20, 36  
 EX 8141 20, 36  
 EX 8150 20, 35, 36  
 EX 8151 20, 36  
 HS 8130 20, 56  
 HS 8131 20, 56  
 HS 8132 20, 56  
 HS 8140 20, 55, 56  
 HS 8141 20, 56  
 HS 8142 20, 56  
 HS 8150 20, 56  
 HS 8151 20, 56  
 HS 8152 20, 56  
 HS 8160 20, 56  
 HS 8161 20, 57  
 HS 8162 20, 57  
 LF 8130 20  
 LF 8131 20  
 LF 8132 20, 59  
 LF 8140 20, 59  
 LF 8141 20  
 LF 8142 20  
 LF 8150 20  
 LF 8151 20  
 LF 8152 20  
 LF 8160 20  
 LF 8161 20  
 LF 8162 20  
 RX 8130 20, 24  
 RX 8131 20, 24  
 RX 8132 20, 24  
 RX 8140 20, 22, 24  
 RX 8141 20, 24  
 RX 8142 20, 24  
 RX 8150 20, 23, 24  
 RX 8151 20, 24  
 RX 8152 20, 24  
 RX 8160 20, 24  
 RX 8161 20, 24  
 RX 8162 20, 24

**PLASTIC**

P6160 32

**TAPERED**

7190 20, 48  
 7191 20, 48  
 8133 20, 43  
 8134 20, 43  
 8135 20, 43  
 8143 20, 43  
 8144 20, 41, 43  
 8145 20, 43  
 8153 20, 43  
 8154 20, 43  
 8155 20, 43  
 8163 20, 43  
 8164 20, 43  
 8165 20, 43  
 HS 7190 20, 57  
 HS 7191 20, 57  
 HS 8133 20, 56  
 HS 8134 20, 56  
 HS 8135 20, 56  
 HS 8143 20, 56  
 HS 8144 20, 56  
 HS 8145 20, 56  
 HS 8153 20, 56  
 HS 8154 20, 56  
 HS 8155 20, 56  
 HS 8163 20, 57  
 HS 8164 20, 57  
 HS 8165 20, 57  
 LF 7190 20  
 LF 7191 20  
 LF 8133 20  
 LF 8134 20  
 LF 8135 20  
 LF 8143 20  
 LF 8144 20, 59  
 LF 8145 20  
 LF 8153 20  
 LF 8154 20  
 LF 8155 20  
 LF 8163 20  
 LF 8164 20  
 LF 8165 20  
 RX 8133 20, 25  
 RX 8134 20, 25  
 RX 8135 20, 25  
 RX 8143 20, 25  
 RX 8144 20, 25  
 RX 8145 20, 25  
 RX 8153 20, 25  
 RX 8154 20, 25  
 RX 8155 20, 25  
 RX 8163 20, 25  
 RX 8164 20, 25  
 RX 8165 20, 25

**TAPERED AND RELIEVED**

8136 20, 43  
 8137 20, 43  
 8138 20, 43  
 8146 20, 43  
 8147 20, 43  
 8148 20, 43  
 8156 20, 43  
 8157 20, 43  
 8158 20, 43  
 8166 20, 43  
 8167 20, 43  
 8168 20, 43  
 EX 776 20, 36  
 EX 777 20, 36  
 HS 8136 20, 56  
 HS 8137 20, 56  
 HS 8138 20, 56  
 HS 8146 20, 56  
 HS 8147 20, 56  
 HS 8148 20, 56  
 HS 8156 20, 56  
 HS 8157 20, 56  
 HS 8158 20, 56  
 HS 8166 20, 57  
 HS 8167 20, 57  
 HS 8168 20, 57  
 LF 8136 20  
 LF 8137 20  
 LF 8138 20  
 LF 8146 20  
 LF 8147 20  
 LF 8148 20  
 LF 8156 20  
 LF 8157 20  
 LF 8158 20  
 LF 8166 20  
 LF 8167 20  
 LF 8168 20  
 RX 8136 20, 25  
 RX 8137 20, 25  
 RX 8138 20, 25  
 RX 8146 20, 25  
 RX 8147 20, 25  
 RX 8148 7, 20, 25  
 RX 8156 20, 25  
 RX 8157 20, 25  
 RX 8158 20, 25  
 RX 8166 20, 25  
 RX 8167 20, 25  
 RX 8168 20, 25  
**TIP**  
 8149 20, 44  
 HS 8149 20, 56  
 LF 8149 20  
 RX 8149 20, 24

**ERGO®  
SCREWDRIVERS**
**ERGO® SCREWDRIVER  
SETS**

BE-9881 121  
 BE-9885 121  
 BE-9886 121

**HEXAGON SOCKET**

BE-8702 117  
 BE-8703 117  
 BE-8704 117  
 BE-8705 115, 117  
 BE-8706 117  
 BE-8708 117  
 BE-8725 117

**HEXAGON SOCKET  
WITH HEXAGON COLLAR**

BE-8710 117

**PHILLIPS®**

BE-8600 118  
 BE-8610 114, 118, 121  
 BE-8610L 118  
 BE-8620 118, 121  
 BE-8620L 118

**PHILLIPS® STUBBY**

BE-8601 118  
 BE-8602 118

**PHILLIPS®  
WITH HEXAGON COLLAR**

BE-8630 118  
 BE-8640 118

**POZIDRIV®**

BE-8800 119  
 BE-8810 114, 119, 121  
 BE-8810L 119  
 BE-8820 119, 121  
 BE-8820L 119

**POZIDRIV® STUBBY**

BE-8801 119  
 BE-8802 119

**POZIDRIV®  
WITH HEXAGON COLLAR**

BE-8830 119



## INDEX BY TYPE

### PLIERS

#### SLOTTED

BE-8010 116  
 BE-8020 116, 121  
 BE-8020L 116  
 BE-8030 114, 116, 121  
 BE-8040 116, 121  
 BE-8150 116, 121  
 BE-8155 116, 121  
 BE-8210 116  
 BE-8220 116  
 BE-8230 116  
 BE-8240 116  
 BE-8250 116  
 BE-8250L 116  
 BE-8255 116

#### SLOTTED STUBBY

BE-8330 116  
 BE-8340 116  
 BE-8350 116  
 BE-8355 116  
 BE-8360 116  
 BE-8450 116  
 BE-8455 116

#### SLOTTED

##### WITH HEXAGON COLLAR

BE-8160 117  
 BE-8260 114, 115, 117  
 BE-8865 117  
 BE-8870 117  
 BE-8880 117  
 BE-8890 117

#### TORX®

BE-8906 120  
 BE-8907 120  
 BE-8908 120  
 BE-8909 120  
 BE-8910 115, 120, 121  
 BE-8915 120, 121  
 BE-8920 120, 121  
 BE-8925 120, 121  
 BE-8927 120  
 BE-8930 120, 121  
 BE-8940 120  
 BE-8945 120

#### BENT NOSE

7892 5, 9, 20, 46, 52  
 HS 7892 20, 57  
 LF 7892 20  
 RX 7892 9, 20, 29

#### CHAIN NOSE

7890 20, 51, 128  
 7891 7, 20, 51  
 EX 7890 20, 35, 38  
 HS 7890 20, 55, 57  
 HS 7891 20, 57  
 LF 7890 20, 59  
 LF 7891 20  
 RX 7890 9, 20, 29  
 RX 7891 20, 23, 29

#### FLAT NOSE

7490 20, 50  
 EX 7490 20, 37  
 HS 7490 20, 57  
 LF 7490 20  
 RX 7490 20, 28

#### NEEDLE NOSE

7894 20, 53  
 EX 7894 20, 39  
 HS 7894 20, 57  
 LF 7894 20  
 RX 7894 20, 30

#### ROUND/FLAT NOSE

EX 7450 20, 37

#### ROUND NOSE

7590 20, 47, 51  
 EX 7590 20, 38  
 HS 7590 20, 57  
 LF 7590 20  
 RX 7590 20, 28

#### SNIPE NOSE

7893 20, 52, 128  
 HS 7893 20, 55, 57  
 LF 7893 20, 59  
 RX 7893 20, 30

### SPARE PARTS

#### BIOSPRING®

RX8000 123

#### LEAD CATCHER

813 123  
 814 123

#### REPLACEABLE SPRINGS

EX8000 123  
 SP8000 123  
 SP8160 123

### SPECIALLY ENGINEERED TOOLS

#### CUT AND BEND

202A 61, 64  
 204B 64  
 212A 65

#### CUT AND FORM

331A 61, 65  
 341A 7, 65

#### CUTTERS

8154PSP 11, 61, 67  
 8160PS 68  
 RX 8140PS 67  
 RX 8140PSF 67

#### END CUTTERS

7292MI 61, 68

#### FORMING PLIERS

RX 601 61  
 RX 601-16 61, 68

#### IC INSERTION/ EXTRACTION TOOLS

801C 62  
 7992 62  
 RX 501 62

#### LEADFORMERS

601A 66  
 614A 66  
 RX304D 66

#### STANDOFF CUTTERS

111A 63  
 112A 63  
 121A 63  
 HS122M 64

### TORQUE PRODUCTS

#### DIGITAL TORQUE TESTER™

DTT501-EZ 111, 113

#### MICRO-ADJUSTABLE SCREWDRIVER

MAL500-1 112  
 MAL500-2 112  
 MAL500-3 5, 112

#### PRESET SCREWDRIVER

PS501-1 112  
 PS501-2 112  
 PS501-3 112  
 PS501-4 112

**INDEX BY TYPE**

**TWEEZERS**

**CERAMIC**

**REPLACEABLE TIP**

2AMZ-SA 94  
7MZ-SA 73, 94  
71MZ-SA 95  
72MZ-SA 95  
73MZ-SA 95  
74MZ-SA 95  
A2AMZ 95  
A7MZ 96  
A71MZ 96  
A72MZ 96  
A73MZ 96  
A74MZ 96

**COMPONENT HANDLING**

571-SA 73, 99  
572-SA 99  
573-SA 100

**ERGO TOUCH**

0C9-NC-ET 103  
0-NC-ET 103  
000-SA-ET 103  
00-SA-ET 103  
2AB-SA-ET 104  
2A-SA-ET 103  
3C-SA-ET 104  
3-SA-ET 104  
4-SA-ET 104  
5-NC-ET 104  
5-SA-ET 104  
7A-SA-ET 105  
7-SA-ET 69, 71, 105  
15-AGW-ET 105  
15-UFF-ET 105  
51S-NC-ET 105  
51S-SA-ET 5, 73, 105  
AA-SA-ET 106  
M5-SA-ET 106

**FLAT TIP**

34A-SA 99  
35A-SA 99

**GENERAL PURPOSE**

29D-SA 71, 86  
29-SA 86  
30-SA 86  
119-SA 73, 84  
120-SA 84  
121-SA 84  
122-SA 84  
123-SA 84  
124-SA 85  
231-SA 85  
475-SA 73, 85  
648-NC 85  
648-SA 85  
649-NC 85

649-SA 85  
AA-S 86  
AA-SA 86  
AA-TA 86

**HIGH PRECISION**

00B-SA 73, 74  
0C9-SA 74  
00D-SA 74  
0-NC 74  
000-SA 75  
00-SA 74  
0-SA 74  
1-NC 75  
1-S 75  
1-SA 75  
1-TA 75  
2AB-SA 76  
2AB-TA 76  
2A-NC 75  
2A-S 75  
2A-SA 75  
2A-TA 75  
2AX-SA 83  
2-BR 75  
2-NC 75  
2-S 75  
2-SA 75  
3C-BR 76  
3C-NC 76  
3C-SA 76  
3C-TA 76  
3-NC 76  
3-S 76  
3-SA 76  
3-TA 76  
3X-SA 83  
4A-SA 77  
4-NC 76  
4-S 76  
4-SA 76  
4-TA 76  
5A-SA 77  
5AX-SA 83  
5B-NC 77  
5B-SA 77  
5C-SA 78  
5-NC 77  
5-S 77  
5-SA 77  
5-TA 77  
6-SA 78  
7A-SA 78  
7-NC 73, 78  
7-S 78  
7-SA 78  
7-TA 78  
7X-SA 83  
10G-SA 79  
11-N 79

15A 79  
15AGW 79  
15AGWHM-SA 79  
15AP 80  
27-SA 80  
31-SA 83  
51S-SA 80  
65A-SA 80  
AC-SA 80  
F-SA 81  
M00D-SA 81  
M2A-SA 81  
M2-SA 81  
M3-SA 81  
M4-SA 82  
M5-SA 82  
S-SA 82  
SS-SA 82

**PLASTIC**

705CF 93  
705DG 93  
705SV 93  
707CF 93  
707DG 93  
707SV 93  
708CF 93  
708DG 93  
708SV 93  
709CF 93  
709DG 93  
709SV 93  
710CF 94  
710DG 94  
710SV 94

**PLASTIC TIP**

00 ACF 91  
00CFR-SA 89  
00CF-SA 87  
2A ACF 91  
2AB ACF 91  
2ABCFR-SA 89  
2ACFR-SA 89  
2ACF-SA 87  
5 ACF 91  
5CFR-SA 89  
5CF-SA 87  
7 ACF 92  
7CFR-SA 90  
246 ACF 92  
246CFR-SA 90  
248CF-SA 72, 87  
249 ACF 92  
249CFR-SA 11, 71, 72, 90  
249CF-SA 87  
251-SA 88  
252-SA 88  
253-SA 88  
255-SA 88

259 ACF 92  
259CFR-SA 90  
259CF-SA 88  
259DLR-SA 90  
259SVR-SA 90  
269CF-SA 89

**SL**

00-SA-SL 107  
1-SA-SL 107  
2A-SA-SL 107  
2-SA-SL 107  
3C-SA-SL 107  
3-SA-SL 108  
4-SA-SL 108  
5A-SA-SL 108  
5-SA-SL 108  
7A-SA-SL 73, 109  
7-SA-SL 108  
AA-SA-SL 109  
AC-SA-SL 109  
MM-SA-SL 109  
SS-SA-SL 109

**SMD**

SM104-SA 72, 100  
SM105-SA 100  
SM106-SA 100  
SM107-SA 101  
SM108-SA 101  
SM109-SA 101  
SM110-SA 101  
SM111-SA 101  
SM112-SA 102  
SM113-SA 102  
SM114-SA 102  
SM115-SA 102  
SM116-SA 102

**WAFER HANDLING**

2WFCPR-SA 97  
3WL-SA 97  
4WFCPR-SA 98  
4WFG-SA 97  
4WF-SA 97  
4WL-SA 97  
8WNY-SA 98  
8WTC1-SA 98  
8WT-SA 98

**Actual sizes of Cutters and Pliers**

See Product selection guide and Product options on pages 20–21



8130 extra small = XS



8140 small = S



8150 medium = M



8160 large = L



7893 small = S




7890 medium = M



Welcome to the Lindström World  
of High Precision

Lindström Precision Tools Catalog, USA-3  
LIN-2013-ENG  
Concept, Graphic Design and Photography – [www.gracemill.se](http://www.gracemill.se)  
Printed in USA

City of Industry, California, June 2013



LINDSTRÖM PRECISION TOOLS  
19240 SAN JOSE AVENUE  
CITY OF INDUSTRY | CA 91748

[WWW.LINDSTROMTOOLS.US](http://WWW.LINDSTROMTOOLS.US)

 **LINDSTRÖM**®

## X-ON Electronics

Largest Supplier of Electrical and Electronic Components

*Click to view similar products for [Pliers & Tweezers](#) category:*

*Click to view products by [Lindstrom](#) manufacturer:*

Other Similar products are found below :

[0031](#) [32750](#) [PN-5050/38D](#) [PG-TP-30D](#) [PG-DP-18-N](#) [G77015](#) [4-1532129-2](#) [77 12 115](#) [0037](#) [T0058765801](#) [571](#) [76C](#) [37 31 125](#) [RX 8130](#)  
[37 33 125](#) [DRP10N](#) [32 11 135](#) [36 12 130](#) [0036](#) [64 11 115](#) [0032](#) [6231-08](#) [PN 5050/19D](#) [PNI 5000](#) [TP 5000/15D](#) [TR 5000 PR](#) [TR 58 R A D](#)  
[00 20 08 US2](#) [13 01 614](#) [87 28 250 SBA](#) [INCP8](#) [30993](#) [011820101](#) [011830101](#) [011910110](#) [003780032](#) [003780041](#) [134-69-160](#) [134-69-180](#)  
[135-49-VDE-190](#) [137-49-VDE-180](#) [137-49-VDE-200](#) [137-49-VDE-240](#) [137-69-180](#) [137-69-200](#) [137-69-240](#) [138-49-VDE-200](#) [138-69-200](#)  
[140-49-VDE-170](#) [140-49-VDE-205](#)