

Precision Tools



Defense

Electronics

Jewelry & Hobby

Aerospace

Medical Device Manufacturing





Welcome to the Lindström World
of High Precision

The Lindström Catalog displays our full range of high precision cutters and pliers, tweezers, Ergo® screwdrivers, torque testers and screwdrivers, and a representative selection of Specially Engineered Tools.

CONTENTS

2	Introduction		
	About Lindström	2	
	About Quality	3	
	Lindström tools for electronics assembly	4	
	Lindström tools for aerospace and defense	6	
	Lindström tools for jewelry and hobby	8	
	Lindström tools for medical device manufacturing	10	
12	Cutters and pliers		
	Lindström Cutters for every application	12	
	Cut result or surface	14	
	Cutter head shape	15	
	Lindström precision Pliers for demanding users	16	
	Pliers properties	18	
	Product selection guide	20	
	Product options	21	
	Introduction RX Series – The ultimate in comfort, performance and precision	22	
	Listings and Specifications	24	
	Miscellaneous Cutters – Listings and Specifications	31	
	Introduction EX Series – High precision EX Series Cutters and Pliers	33	
	Listings and Specifications	36	
	Introduction 80 Series – The original Lindström 80 Series Cutters	40	
	Listings and Specifications	42	
	Introduction Supreme Series – Supreme Series for dependable results	46	
	Listings and Specifications	48	
	Introduction HS Series – The original ergonomic handtools	54	
	Listings and Specifications	56	
	Introduction LF Series – For use in designated Lead-Free work zones	58	
	Introduction Specially Engineered Tools – Unique tools for every situation	60	
	Tools Listings and Specifications	62	
69	Tweezers		
	Introduction Tweezers – High-performing and precise Tweezers	69	
	Tweezers styles for every application	72	
	Listings and Specifications	74	
110	Torque products		
	Introduction Torque Products	110	
	High precision Torque Screwdrivers	110	
	Digital Torque Tester™	111	
	Listings and Specifications	112	
114	ERGO® Screwdrivers		
	Introduction ERGO® Screwdrivers – For outstanding precision and comfort	114	
	Listings and Specifications	116	
122	Spare Parts		
	Always ready to go with Lindström spare parts – Listings and Specifications	122	
124	Warranty and Services		
	Warranty	124	
	Lindström Sales and Service contact information	125	
126	Index		
	Index by type	126	



LINDSTRÖM – PERFECTING HANDTOOLS SINCE 1856

About Lindström

Lindström is the oldest continuous manufacturer of handtools in existence and yet one of the most forward-looking brands in the world.

We developed the scientific approach to handtool design and created the first truly ergonomic pliers and cutters. Since 1980 we have created more than 1,500 unique tool designs, many of which are now standard types in the electronics and medical device manufacturing industries.

Some competitors have been able to implement one facet or another of our manufacturing process. Others have copied the form, appearance and actual part numbers of Lindström tools. However, none have been able to successfully blend all the elements required to achieve the level of performance recognized as true Lindström Precision Tools.

Lindström is one of the Snap-on Industrial brands.

The expression “the right tool for the job” is perfectly appropriate in a discussion about handtools. Whether in the hands of a skilled professional or a new operator, the right tool can make the most difficult operation a simple task.

About quality

Lindström constantly works on improving quality and the manufacturing process. Perfection is impossible but that is the goal we set for ourselves, and it is the standard our customers expect. Any customer who believes a Lindström Brand product is not performing to their expectations should contact us immediately. At any time customers are invited to send tools to us for a free evaluation.

We know it can be aggravating when products do not perform as expected, so we try to make it as easy as possible to repair or replace tools when indicated. You are our customer. And our customers know good tools. So we rely on you to let us know when a tool falls short of your expectations so we can correct course immediately and keep striving for 100% success.

Thank you for choosing to be a Lindström customer.
We appreciate you.



Lindström tools for electronics assembly

Since the early days of the electronics industry Lindström has been the brand of choice for manufacturers performing high volume work and critical applications.

Our RX Series ergonomic pliers were the first handtools designed to fit the hands and needs of the user. RX Series revolutionized the handtool industry, beginning in electronics assembly and aerospace production.


As these industries matured devices shrank in size and increased in complexity so Lindström developed new profiles on pliers and cutter types to meet their demands: Ultra-Flush® cutters for anti-shock military applications, tapered and relieved cutters to get in between and under tiny components, super-radiused pliers to bend sensitive wire without damage, and extra-small tip cutters for microscopy applications. Still, the most valued feature of Lindström tools is high quality, from the famous Swedish steel to the attention to details like fit and finish.

Most Lindström cutters can be reconditioned for a modest fee, reducing the total cost of ownership. See page 125 for more information on our reconditioning program.





The micro-adjustable torque screwdriver is an excellent choice when tightening delicate screws on smart phones and tablets. Picture shows MAL500-3.



RX 8248 Flush cutters: 45° angled tips, long 18 mm jaws for improved access.



7892 Supreme bent nose pliers provide good reach and a non-marring gripping surface. Users gain better visibility and can operate with a comfortable wrist position with our 60° bent tip pliers.



51S-SA-ET tweezers: soft ESD safe, clean-room compatible Ergo-Touch grips.



AEROSPACE AND DEFENSE

Lindström tools for aerospace and defense

Lindström customers solve problems. Many of our standard off-the-shelf pliers and cutters are used throughout critical industries like aerospace, defense and avionics manufacturing. When presented with a need to prepare prototypes, insert or extract unique components, or cut proprietary hard wire, our customers turn to Lindström for Special Engineered Tools made to order.

Lindström has developed tools used in specialized applications for the largest names in medical device manufacturing and for small start-up companies developing new technology. Every project receives the same attention to detail and a tool that is right for the job at hand. To make the process easy Lindström has no minimum order quantity on Special Engineered Tools.

Our designers and manufacturers representatives work directly with production engineers to ensure success.

We thrive on solving problems with our customers.

Contact one of our authorized distributors, manufacturers' representatives or our office directly to start the process of designing your special tool today.



RX 8148 Ultra-Flush® diagonal cutter with tapered and relieved head is ideal for use in confined spaces and for rework.



341A cut and form pliers put stress relief in component lead and trims to length with one squeeze.



8140 oval head cutter and 7891 chain nose pliers are used extensively for wire harness work and assembly.



JEWELRY AND HOBBY

Lindström tools for jewelry and hobby

For over 150 years Lindström handtools have been the choice of professional jewelry makers.

Today makers of jewelry and hobby creations – and a variety of artists – choose to use our pliers and cutters to create their unique designs, to precisely bend wire and consistently execute flush cuts.

Comfort, balance and ergonomics are important to Lindström users. Our products are an extension of their hands, the means to bring their imagination to fruition and tools they rely on.

Exacting users demand a flush cut that is truly flush, a joint that keeps the jaws perfectly aligned, and an edge that stays sharp. Trust is crucial. Artistic creations often require expensive materials, and there is little tolerance for waste.



7892 Supreme pliers are favored by many bead and jewelry artists.



RX 7890 and RX 7892 pliers allow precise bends and feature ultimate ergonomic handles.



8141 cutters provide Flush cuts on bead wire and precious metals.



MEDICAL DEVICE MANUFACTURING

Lindström tools for medical device manufacturing

Lindström is the cutter of choice for manufacturers of medical devices – both for trimming materials and assembling high-tech miniature electronics.

For over thirty years, Lindström cutters have been used to manufacture pacemakers, stents, catheters, guide wires and more.

Lindström technological improvements are driven by our customers and their demand for reliable, precise and versatile tools.

Lindström has led the way in providing handtools that perform to the specifications of manufacturers for a wide range of materials including platinum, nitinol, stainless steel, titanium, and proprietary meshes and weaves.

Our specially engineered PS, PSF and PSP cutters are a cost-effective alternative to expensive and brittle cutters made of carbide or exotic alloys.

Most Lindström cutters can also be reconditioned for a modest fee, further reducing the cost of ownership. See page 125 for available services.



8154PSP cutter used to trim a stent.



Technician cuts catheter wire to length using 80 Series 8150 cutter.



Carbon fiber tweezers 249CFR-SA is often used in laboratory and medical applications when handling sensitive components or where chemical resistance is needed.

PRECISION CUTTERS BY LINDSTRÖM

Lindström Cutters for every application

Lindström cutters are designed to perform with ease, minimize operator fatigue and improve productivity. Through symmetric components, exact adherence to specifications and consistent hardening, Lindström delivers hallmark reliability.

The Lindström formula for success, refined over the last 150-plus years we've been in business, rests upon the formula for the steel from which we make our tools, very similar to that used to manufacture high-performance ball-bearings. In addition to iron and other key materials we add a pinch of chrome and 1% carbon. The use of ball-bearing grade steel and appropriate heat treatment ensures Lindström cutters last longer than other brands used in the same applications. This is the steel used for Lindström RX Series, 80 Series, EX Series and Supreme Series cutters and pliers.

Another characteristic of a Lindström cutter is lubricity, the ease with which the tool makes its cut, as if there is a built-in lubricant. Measuring on a Rockwell C scale, Lindström cutters are elevated to a hardness of 63–65 HRC on the cutting edge. For most manufacturers this hardness level would create a high breakage rate. Yet because of the steel and proper consistency, even when used beyond the rated capacity (as they often are!), Lindström cutters have remarkably little breakage.

Lindström's world-famous precision cutters are divided into four main groups – each with its own unique characteristics:



RX Series cutters



80 Series cutters



HS Series cutters



EX Series cutters

Cut result or surface



Micro-Bevel® cut

- Designed to meet the high quality requirements of our customers
- Leaves a low profile cut result, important for solderability and connectivity
- Unique design with wide cutting range to suit an unmatched variety of uses



Flush cut

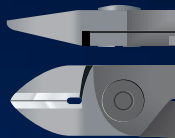
- Cut result leaves a narrow and short peak along the “pinch” line, decreasing the surface area at the cut
- Improves solderability
- Excellent for reducing lead-shock



Ultra-Flush® cut

- The finest cut result available with the smoothest lead-end result
- Exceptional solderability
- Ultimate choice for minimizing component and lead-shock
- Perfect for use in close tolerance electronic, aerospace, defense and medical device manufacturing

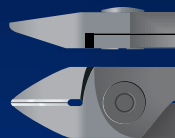
Cutter head shape



Oval = O

Oval

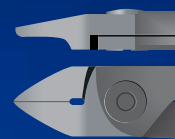
- The most common shape combining strength and durability
- Evenly distributes cutting impact
- Used for a wide variety of applications



Tapered = T

Tapered


- The sides are shaped along diagonal lines
- Improved access where space is limited
- Improved maneuverability with good tool life



Tapered and Relieved = T&R

Tapered and Relieved


- Tapered on both sides with underside cut away
- Minimal profile offers access to very limited spaces



Angle = A

Angle

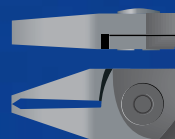
- Also known as an oblique cutter
- Used under and between low profile, fine lead pitch components



Tip = TP

Tip

- Specialized adaption allows maximum access and reach
- Extremely small oval head shape for added strength at the tip



Transverse End = ED

Transverse End

- Cutting surfaces are perpendicular to the shank
- Allows straight-on approach to a lead
- An alternative to a diagonal cutter

PRECISION PLIERS BY LINDSTRÖM

Lindström precision Pliers for demanding users

Pliers replicate the function of the human hand, with greatly increased capability, in particular the thumb and index finger, in terms of force and precision.

Holding pliers are available in almost unlimited shapes, styles, configurations, materials and sizes.

Lindström's well-renowned precision holding pliers are offered in four different series, each able to satisfy the most advanced needs of the professional user:

- RX Series
- Supreme Series
- HS Series
- EX Series



Robust yet precise, Lindström pliers provide an excellent solution to a wide range of application challenges. A variety of handle styles, consistent balance and fine workmanship set our pliers apart from the rest.




RX Series pliers



Supreme Series pliers



HS Series pliers



EX Series pliers

Pliers properties

Jaw surface or edge



Smooth surface

- Finely milled and polished just enough to retain grip on wire



Serrated surface

- Finely honed serrations allow extra “bite” for handling tricky materials
- Top serrations cross bottom ones to prevent objects from rolling into a groove



Super radiused edges

- Provides a gentle tight curve that tapers to follow the shape of the jaw line
- Prevents nicking yet allows wire bends at a perfect 90°
- Standard edge for all EX jewelry pliers, available on request for any Lindström pliers

Tip shape (end-on view)



Flat tip

- Squared and parallel ends of the jaws
- A balance of strength and beauty, evident of tool making craftsmanship



Round tip

- Viewed end-on the tips are perfect circles
- Lindström’s precision screw joint is the reason these fine tips achieve alignment



Round/Flat tip

- Like a tiny ball hammer and anvil, these tips are all business



Chain tip

- Designed to bend wire, these tips align like D-shaped pinchers

Pliers head shape



Flat Nose



Flat Nose = FN

- Flat square shape with parallel jaws provide the most surface area of standard pliers shapes
- Favored by chainmaille artists



Round Nose



Round Nose = RN

- Round jaws taper from 7 mm to 1.0 mm at the tips
- Handy for closing loops and the finest wire work



Round/Flat Nose



Round/Flat Nose = R/F

- A perfect combination of the above two types
- Handy for use in making fine curved wire work



Chain Nose



Chain Nose = CN

- Versatile tips with Lindström's standard perfect joint and tip alignment
- Named for the work it does so well



Snipe Nose



Snipe Nose = SN

- Shorter version of the chain nose, with the best gripping strength
- Used where power and torsion are paramount for the application



Bent Nose



Bent Nose = BN

- Classic variation of the chain nose, with 60° bend at the tips
- Suited for positioning components or precise chain work



Needle Nose



Needle Nose = NN

- Slimmer, more tapered version of chain nose design
- Allows wire loop work farther into the jaws for better grip and control

PRODUCT SELECTION GUIDE

Cutting capacity – Solid copper wire²

	Part no. ¹	Size	Shape	Cut result or surface	Series and page reference						Lead catcher	Gauge Inch mm	Cutting capacity														
					RX	80	SUP	EX	HS	LF			38	24	18	15	12										
													.004 0.1	.02 0.5	.039 1.0	.059 1.5	.079 2.0										
CUTTERS	8130	XS	O	MB	RX	24	80	42			HS	56	LF	*	✓						1.25 mm						
	8131	XS	O	F	RX	24	80	42			HS	56	LF	*	✓							1.25 mm					
	8132	XS	O	UF	RX	24	80	42			HS	56	LF	*	✓							0.8 mm					
	8133	XS	T	MB	RX	25	80	43			HS	56	LF	*	✓							1.0 mm					
	8134	XS	T	F	RX	25	80	43			HS	56	LF	*	✓							0.8 mm					
	8135	XS	T	UF	RX	25	80	43			HS	56	LF	*	✓							0.5 mm					
	8136	XS	T&R	MB	RX	25	80	43			HS	56	LF	*	✓							0.8 mm					
	8137	XS	T&R	F	RX	25	80	43			HS	56	LF	*	✓							0.8 mm					
	8138	XS	T&R	UF	RX	25	80	43			HS	56	LF	*	✓							0.5 mm					
	8140	S	O	MB	RX	24	80	42		EX	36	HS	56	LF	*	✓							1.25 mm				
	8141	S	O	F	RX	24	80	42		EX	36	HS	56	LF	*	✓							1.25 mm				
	8142	S	O	UF	RX	24	80	42				HS	56	LF	*	✓							1.0 mm				
	8143	S	T	MB	RX	25	80	43				HS	56	LF	*	✓							1.25 mm				
	8144	S	T	F	RX	25	80	43				HS	56	LF	*	✓							1.25 mm				
	8145	S	T	UF	RX	25	80	43				HS	56	LF	*	✓							1.0 mm				
	8146	S	T&R	MB	RX	25	80	43				HS	56	LF	*	✓							1.0 mm				
	8147	S	T&R	F	RX	25	80	43				HS	56	LF	*	✓							1.0 mm				
	8148	S	T&R	UF	RX	25	80	43				HS	56	LF	*	✓							0.8 mm				
	8149	S	TP	F	RX	24	80	44				HS	56	LF	*	✓							0.6 mm				
	8150	M	O	MB	RX	24	80	42		EX	36	HS	56	LF	*	✓								1.6 mm			
	8151	M	O	F	RX	24	80	42		EX	36	HS	56	LF	*	✓								1.6 mm			
	8152	M	O	UF	RX	24	80	42				HS	56	LF	*	✓							1.25 mm				
	8153	M	T	MB	RX	25	80	43				HS	56	LF	*	✓								1.6 mm			
	8154	M	T	F	RX	25	80	43				HS	56	LF	*	✓								1.6 mm			
	8155	M	T	UF	RX	25	80	43				HS	56	LF	*	✓							1.25 mm				
	8156	M	T&R	MB	RX	25	80	43				HS	56	LF	*	✓							1.25 mm				
	8157	M	T&R	F	RX	25	80	43				HS	56	LF	*	✓							1.25 mm				
	8158	M	T&R	UF	RX	25	80	43				HS	56	LF	*	✓							1.0 mm				
	8160	L	O	MB	RX	24	80	42				HS	56	LF	*	✓								2.0 mm			
	8161	L	O	F	RX	24	80	42				HS	57	LF	*	✓								2.0 mm			
	8162	L	O	UF	RX	24	80	42				HS	57	LF	*	✓								1.6 mm			
	8163	L	T	MB	RX	25	80	43				HS	57	LF	*	✓								2.0 mm			
	8164	L	T	F	RX	25	80	43				HS	57	LF	*	✓								2.0 mm			
	8165	L	T	UF	RX	25	80	43				HS	57	LF	*	✓								1.6 mm			
	8166	L	T&R	MB	RX	25	80	43				HS	57	LF	*	✓								1.5 mm			
	8167	L	T&R	F	RX	25	80	43				HS	57	LF	*	✓								1.5 mm			
	8168	L	T&R	UF	RX	25	80	43				HS	57	LF	*	✓								1.25 mm			
	8211	S	A 20°	F	RX	26	80	44				HS	57	LF	*	✓								1.2 mm			
	8233	XS	T 10°	F	RX	27																	0.6 mm				
	8234	XS	T 10°	F	RX	27																	0.4 mm				
	8237	XS	A 50°	F	RX	27																	0.5 mm				
	8247	S	A 45°	F	RX	26	80	44				HS	57	LF	*	✓							1.0 mm				
	8248	S	A 45°	F	RX	26	80	45				HS	57	LF	*	✓							0.8 mm				
	776	S	T&R	MB						EX	36												1.25 mm				
	777	S	T&R	F						EX	36												1.2 mm				
7190	S	T	MB					SUP	48		HS	57	LF	*	✓							1.0 mm					
7191	S	T	F					SUP	48		HS	57	LF	*	✓							1.0 mm					
7280	S	A	F					SUP	48		HS	57	LF	*	✓							0.8 mm					
7285	S	A	F					SUP	49		HS	57	LF	*	✓							1.0 mm					
7290	S	A	MB					SUP	49		HS	57	LF	*	✓							1.25 mm					
7291	S	A	F					SUP	49		HS	57	LF	*	✓							1.25 mm					
7292	S	ED	F					SUP	50		HS	57	LF	*	✓							0.8 mm					
7293	S	A	F					SUP	49		HS	57	LF	*	✓							1.0 mm					
PLIERS	7450	S	R/F	SM					EX	37																	
	7490	S	FN	SM	RX	28			SUP	50	EX	37	HS	57	LF	*											
	7590	S	RN	SM	RX	28			SUP	51	EX	38	HS	57	LF	*											
	7890	M	CN	SM	RX	29			SUP	51	EX	38	HS	57	LF	*											
	7891	M	CN	SE	RX	29			SUP	51			HS	57	LF	*											
	7892	M	BN	SM	RX	29			SUP	52			HS	57	LF	*											
	7893	S	SN	SM	RX	30			SUP	52			HS	57	LF	*											
	7894	L	NN	SM	RX	30			SUP	53	EX	39	HS	57	LF	*											

- All part numbers come standard with molded plastic handles and springs.
 - Maximum cutting capacity listed. Wire graphic shows full range.
- * Tool manufactured to order. Please contact Lindström for more information. See pp 58–59 for an LF Series overview.

PRODUCT OPTIONS

Size	
XS	Extra Small
S	Small
M	Medium
L	Large


For visuals of actual sizes of cutters and pliers, please see Appendix on page 128.

Shape	
O	Oval
T	Tapered
T&R	Tapered & Relieved
A	Angle
TP	Tip
ED	Transverse End
FN	Flat Nose
RN	Round Nose
R/F	Round/Flat Nose
CN	Chain Nose
SN	Snipe Nose
BN	Bent Nose
NN	Needle Nose


Cut result or surface	
MB	Micro-Bevel®
F	Flush
UF	Ultra-Flush®
SM	Smooth Tip
SE	Serrated Tip

Handle descriptions	
RX	The ultimate in ergonomic and ESD safe handles
80	Traditional ESD safe 80 Series handles
SUP	Traditional ESD safe Supreme Series handles
EX	Compact ESD safe ergonomic handles with non-slip grips
HS	Original ESD safe ergonomic handle design, soft foam grips
LF	Lead free (Pb free) handles. For more information see pages 58–59.


Lead catcher	
<input checked="" type="checkbox"/>	Lead catcher. Add “-S” to part number. Example: 8140-S




Micro-Bevel® = MB




Flush = F



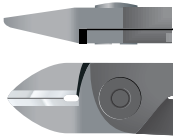
Ultra-Flush® = UF



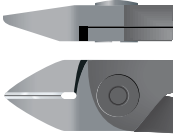
Smooth = SM



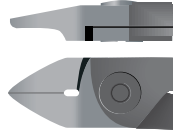
Serrated = SE




Oval = O



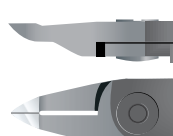
Tapered = T



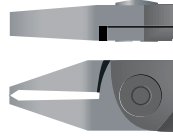
Tapered & Relieved = T&R




Angle = A




Tip = TP




Transverse End = ED



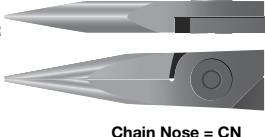
Flat Nose = FN




Round Nose = RN




Round/Flat Nose = R/F




Chain Nose = CN



Snipe Nose = SN



Bent Nose = BN

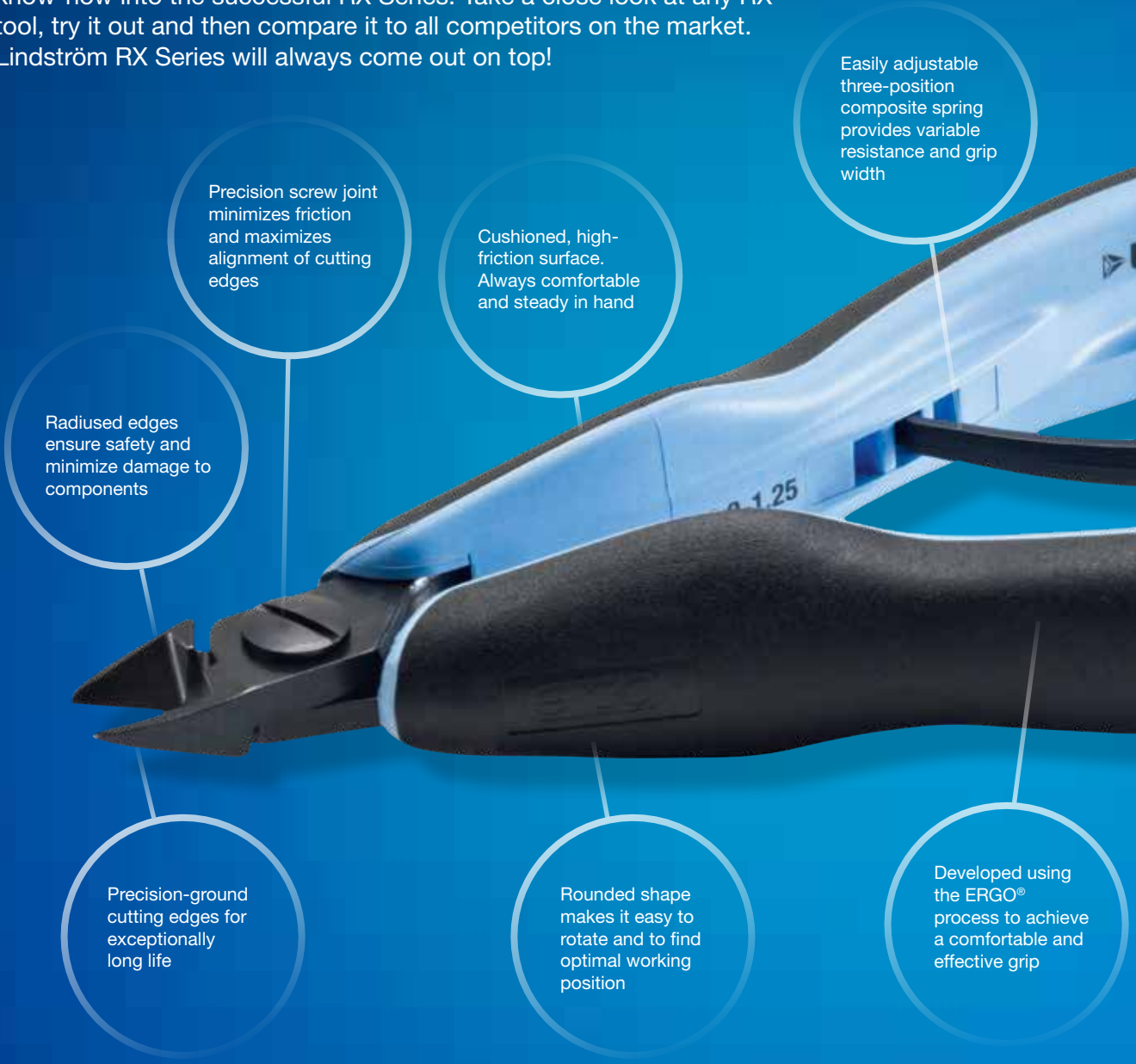


Needle Nose = NN

INTRODUCTION RX SERIES

The ultimate in comfort, performance and precision

We have put all of our experience, technical expertise and ergonomic know-how into the successful RX Series. Take a close look at any RX tool, try it out and then compare it to all competitors on the market. Lindström RX Series will always come out on top!



Precision screw joint minimizes friction and maximizes alignment of cutting edges

Cushioned, high-friction surface. Always comfortable and steady in hand

Easily adjustable three-position composite spring provides variable resistance and grip width

Radiused edges ensure safety and minimize damage to components

Precision-ground cutting edges for exceptionally long life

Rounded shape makes it easy to rotate and to find optimal working position

Developed using the ERGO® process to achieve a comfortable and effective grip



Lightweight, easy to maneuver and position

ESD safe handles

Unique spring design provides extra-low resistance when the cut is made, reducing fatigue

ergo® Our scientific ERGO® Development Program (the “11-Point Program”) has resulted in many successful and scientifically evaluated ergonomic tools.

While many others just talk about ergonomics, we deliver scientifically validated solutions.



All Lindström RX Series cutters and pliers are ESD safe and safely dissipate electrostatic charges, reducing the possibility of damage to sensitive components.

Warning! Lindström cutters and pliers should never be used on electrified equipment.



RX 8150 oval head cutter. Ideal for cutting leads, jewelry wire, and general assembly applications.



RX 7891 chain nose pliers. 32 mm jaw length, serrated with radiused edges.

RX SERIES DIAGONAL CUTTERS

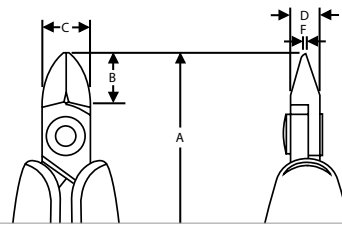
- Developed according to the ERGO® process for a comfortable and effective grip in all situations
- Material: High performance alloy steel
- Precision induction hardened edges 63–65 HRC
- ESD safe handles in 2-component synthetic material
- Precision screw joint that minimizes friction and maximizes alignment of cutting edges
- Biospring® reduces tension throughout the working cycle of the tool and can be adjusted in three different positions
- Cutting capacity is listed for solid copper wire

OVAL HEAD

RX 8130–RX 8162




Ideal for cutting leads, jewelry wire, and general assembly applications



ergo®



Micro-Bevel®



Flush



Ultra-Flush®

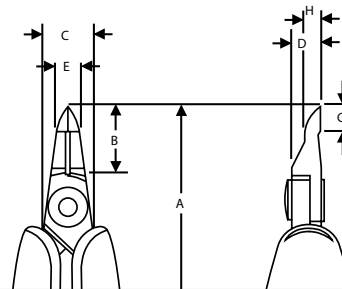
Part no.	EAN code 731415+	A mm / inch	B mm / inch	C mm / inch	D mm / inch	F mm / inch	Capacity mm / inch	Bevel / Cut result	Lead catcher option	Weight grams	Pack qty
RX 8130	0103003	133.5 / 5.25	8.5 / 0.33	8.0 / 0.31	5.0 / 0.20	0.8 / 0.03	0.2–1.25 / 0.01–0.05	Micro-Bevel®	✓	68	10
RX 8131	0103010	133.5 / 5.25	8.5 / 0.33	8.0 / 0.31	5.0 / 0.20	0.8 / 0.03	0.1–1.25 / 0.01–0.05	Flush	✓	68	10
RX 8132	0103027	133.5 / 5.25	8.5 / 0.33	8.0 / 0.31	5.0 / 0.20	0.8 / 0.03	0.1–0.8 / 0.01–0.03	Ultra-Flush®	✓	68	10
RX 8140	0103034	135.5 / 5.33	10.5 / 0.41	10.0 / 0.39	6.0 / 0.24	0.8 / 0.03	0.2–1.25 / 0.01–0.05	Micro-Bevel®	✓	70	10
RX 8141	0103041	135.5 / 5.33	10.5 / 0.41	10.0 / 0.39	6.0 / 0.24	0.8 / 0.03	0.1–1.25 / 0.01–0.05	Flush	✓	70	10
RX 8142	0103058	135.5 / 5.33	10.5 / 0.41	10.0 / 0.39	6.0 / 0.24	0.8 / 0.03	0.1–1.0 / 0.01–0.04	Ultra-Flush®	✓	70	10
RX 8150	0103133	138.0 / 5.43	13.0 / 0.51	12.5 / 0.49	6.0 / 0.24	1.2 / 0.05	0.3–1.6 / 0.01–0.06	Micro-Bevel®	✓	73	10
RX 8151	0103140	138.0 / 5.43	13.0 / 0.51	12.5 / 0.49	6.0 / 0.24	1.2 / 0.05	0.2–1.6 / 0.01–0.06	Flush	✓	73	10
RX 8152	0103157	138.0 / 5.43	13.0 / 0.51	12.5 / 0.49	6.0 / 0.24	1.2 / 0.05	0.2–1.25 / 0.01–0.05	Ultra-Flush®	✓	73	10
RX 8160	0111534	147.0 / 5.8	16.0 / 0.63	16.0 / 0.63	8.0 / 0.31	1.6 / 0.06	0.4–2.0 / 0.02–0.08	Micro-Bevel®	✓	97	10
RX 8161	0111541	147.0 / 5.8	16.0 / 0.63	16.0 / 0.63	8.0 / 0.31	1.6 / 0.06	0.3–2.0 / 0.01–0.08	Flush	✓	97	10
RX 8162	0111558	147.0 / 5.8	16.0 / 0.63	16.0 / 0.63	8.0 / 0.31	1.6 / 0.06	0.3–1.6 / 0.01–0.06	Ultra-Flush®	✓	97	10

TIP CUTTER


RX 8149



Ideal for use on multi-lead components and rework



ergo®



Flush

Part no.	EAN code 731415+	A mm / inch	B mm / inch	C mm / inch	D mm / inch	E mm / inch	G mm / inch	H mm / inch	Capacity mm / inch	Bevel / Cut result	Weight grams	Pack qty
RX 8149	0103126	139.0 / 5.47	14.0 / 0.55	10.0 / 0.39	6.0 / 0.24	5.0 / 0.20	5.0 / 0.20	3.2 / 0.13	0.1–0.6 / 0.01–0.02	Flush	70	10

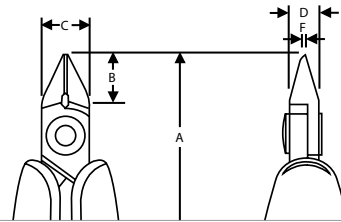
RX RX SERIES DIAGONAL CUTTERS

- Developed according to the ERGO® process for a comfortable and effective grip in all situations
- Material: High performance alloy steel
- Precision induction hardened edges 63–65 HRC
- ESD safe handles in 2-component synthetic material
- Precision screw joint that minimizes friction and maximizes alignment of cutting edges
- Biospring® reduces tension throughout the working cycle of the tool and can be adjusted in three different positions
- Cutting capacity is listed for solid copper wire

TAPERED HEAD

RX 8133–RX 8165

Ideal for assembly work where accessibility is a consideration



ergo®



Micro-Bevel®

Flush

Ultra-Flush®

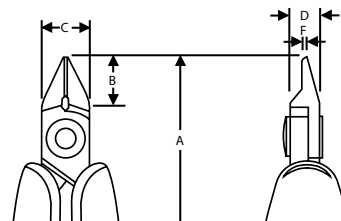
Part no.	EAN code 731415+	A mm / inch	B mm / inch	C mm / inch	D mm / inch	F mm / inch	Capacity mm / inch	Bevel / Cut result	Lead catcher option	Weight grams	Pack qty
RX 8133	*	108.0 / 4.25	8.0 / 0.31	8.0 / 0.31	5.0 / 0.2	0.8 / 0.03	0.2–1.0 / 0.008–0.04	Micro-Bevel®	✓	66	10
RX 8134	*	108.0 / 4.25	8.0 / 0.31	8.0 / 0.31	5.0 / 0.2	0.8 / 0.03	0.1–0.8 / 0.004–0.03	Flush	✓	66	10
RX 8135	*	108.0 / 4.25	8.0 / 0.31	8.0 / 0.31	5.0 / 0.2	0.8 / 0.03	0.1–0.5 / 0.004–0.02	Ultra-Flush®	✓	66	10
RX 8143	0103065	133.5 / 5.25	10.5 / 0.41	8.0 / 0.31	6.0 / 0.24	0.8 / 0.03	0.2–1.25 / 0.01–0.05	Micro-Bevel®	✓	68	10
RX 8144	0103072	133.5 / 5.25	10.5 / 0.41	8.0 / 0.31	6.0 / 0.24	0.8 / 0.03	0.1–1.25 / 0.01–0.05	Flush	✓	68	10
RX 8145	0103089	133.5 / 5.25	10.5 / 0.41	8.0 / 0.31	6.0 / 0.24	0.8 / 0.03	0.1–1.0 / 0.01–0.04	Ultra-Flush®	✓	68	10
RX 8153	*	138.0 / 5.3	13.0 / 0.51	12.5 / 0.49	6.0 / 0.24	1.2 / 0.05	0.3–1.6 / 0.01–0.06	Micro-Bevel®	✓	71	10
RX 8154	*	138.0 / 5.3	13.0 / 0.51	12.5 / 0.49	6.0 / 0.24	1.2 / 0.05	0.2–1.6 / 0.01–0.06	Flush	✓	71	10
RX 8155	*	138.0 / 5.3	13.0 / 0.51	12.5 / 0.49	6.0 / 0.24	1.2 / 0.05	0.2–1.25 / 0.01–0.05	Ultra-Flush®	✓	71	10
RX 8163	*	147.0 / 5.8	16.0 / 0.63	16.0 / 0.63	8.0 / 0.31	1.6 / 0.06	0.4–2.0 / 0.02–0.08	Micro-Bevel®	✓	95	10
RX 8164	*	147.0 / 5.8	16.0 / 0.63	16.0 / 0.63	8.0 / 0.31	1.6 / 0.06	0.3–2.0 / 0.01–0.08	Flush	✓	95	10
RX 8165	*	147.0 / 5.8	16.0 / 0.63	16.0 / 0.63	8.0 / 0.31	1.6 / 0.06	0.3–1.6 / 0.01–0.06	Ultra-Flush®	✓	95	10

* Tool manufactured to order. Please contact Lindström for more information.


TAPERED AND RELIEVED HEAD

RX 8136–RX 8168

Ideal for use in confined spaces and for rework



ergo®



Micro-Bevel®

Flush

Ultra-Flush®

Part no.	EAN code 731415+	A mm / inch	B mm / inch	C mm / inch	D mm / inch	F mm / inch	Capacity mm / inch	Bevel / Cut result	Lead catcher option	Weight grams	Pack qty
RX 8136	*	108.0 / 4.25	8.0 / 0.31	8.0 / 0.31	5.0 / 0.2	0.8 / 0.03	0.1–0.8 / 0.004–0.03	Micro-Bevel®	✓	66	10
RX 8137	*	108.0 / 4.25	8.0 / 0.31	8.0 / 0.31	5.0 / 0.2	0.8 / 0.03	0.1–0.8 / 0.004–0.03	Flush	✓	66	10
RX 8138	*	108.0 / 4.25	8.0 / 0.31	8.0 / 0.31	5.0 / 0.2	0.8 / 0.03	0.1–0.5 / 0.004–0.02	Ultra-Flush®	✓	66	10
RX 8146	0103096	135.5 / 5.33	10.5 / 0.41	10.0 / 0.39	6.0 / 0.24	0.8 / 0.03	0.2–1.0 / 0.01–0.04	Micro-Bevel®	✓	68	10
RX 8147	0103102	135.5 / 5.33	10.5 / 0.41	10.0 / 0.39	6.0 / 0.24	0.8 / 0.03	0.1–1.0 / 0.01–0.04	Flush	✓	68	10
RX 8148	0103119	135.5 / 5.33	10.5 / 0.41	10.0 / 0.39	6.0 / 0.24	0.8 / 0.03	0.1–0.8 / 0.01–0.03	Ultra-Flush®	✓	68	10
RX 8156	*	138.0 / 5.3	13.0 / 0.51	12.5 / 0.49	6.0 / 0.24	1.2 / 0.05	0.3–1.25 / 0.01–0.05	Micro-Bevel®	✓	70	10
RX 8157	*	138.0 / 5.3	13.0 / 0.51	12.5 / 0.49	6.0 / 0.24	1.2 / 0.05	0.2–1.25 / 0.01–0.05	Flush	✓	70	10
RX 8158	*	138.0 / 5.3	13.0 / 0.51	12.5 / 0.49	6.0 / 0.24	1.2 / 0.05	0.2–1.0 / 0.01–0.04	Ultra-Flush®	✓	70	10
RX 8166	*	147.0 / 5.8	16.0 / 0.63	16.0 / 0.63	8.0 / 0.31	1.6 / 0.06	0.4–1.5 / 0.02–0.06	Micro-Bevel®	✓	94	10
RX 8167	*	147.0 / 5.8	16.0 / 0.63	16.0 / 0.63	8.0 / 0.31	1.6 / 0.06	0.3–1.5 / 0.01–0.06	Flush	✓	94	10
RX 8168	*	147.0 / 5.8	16.0 / 0.63	16.0 / 0.63	8.0 / 0.31	1.6 / 0.06	0.3–1.25 / 0.01–0.05	Ultra-Flush®	✓	94	10

* Tool manufactured to order. Please contact Lindström for more information.

RX RX SERIES OBLIQUE CUTTERS

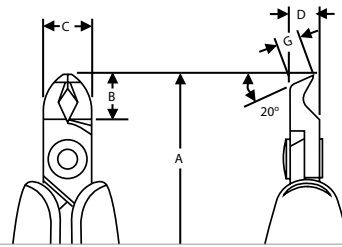
- Developed according to the ERGO® process for a comfortable and effective grip in all situations
- Material: High performance alloy steel
- Precision induction hardened edges 63–65 HRC
- ESD safe handles in 2-component synthetic material
- Precision screw joint that minimizes friction and maximizes alignment of cutting edges
- Biospring® reduces tension throughout the working cycle of the tool and can be adjusted in three different positions
- Cutting capacity is listed for solid copper wire

20° SHORT HEAD

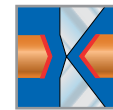
RX 8211



Ideal for rework and close assembly needs



ergo®



Flush

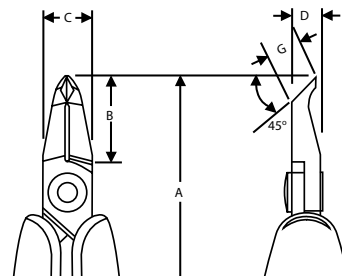
Part no.	EAN code 731415+	A mm / inch	B mm / inch	C mm / inch	D mm / inch	G mm / inch	Capacity mm / inch	Bevel / Cut result	Lead catcher option	Weight grams	Pack qty
RX 8211	0103188	134.5 / 5.29	9.5 / 0.37	10.0 / 0.39	6.0 / 0.24	4.1 / 0.16	0.2–1.2 / 0.01–0.05	Flush	✓	70	10

45° LONG HEAD


RX 8247



Ideal for rework and close assembly needs



ergo®



Flush

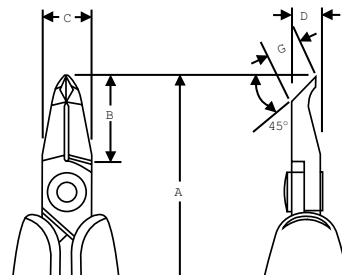
Part no.	EAN code 731415+	A mm / inch	B mm / inch	C mm / inch	D mm / inch	G mm / inch	Capacity mm / inch	Bevel / Cut result	Lead catcher option	Weight grams	Pack qty
RX 8247	0103164	143.0 / 5.63	18 / 0.71	10.0 / 0.39	6.0 / 0.24	6.7 / 0.26	0.2–1.0 / 0.01–0.04	Flush	✓	72	10

45° LONG HEAD

RX 8248



Ideal for rework and close assembly needs



ergo®



Flush

Part no.	EAN code 731415+	A mm / inch	B mm / inch	C mm / inch	D mm / inch	G mm / inch	Capacity mm / inch	Bevel / Cut result	Lead catcher option	Weight grams	Pack qty
RX 8248	0103171	143.0 / 5.63	18 / 0.71	10 / 0.39	6 / 0.24	6.7 / 0.26	0.2–0.8 / 0.01–0.03	Flush	✓	72	10

RX SERIES MICRO TIP CUTTERS

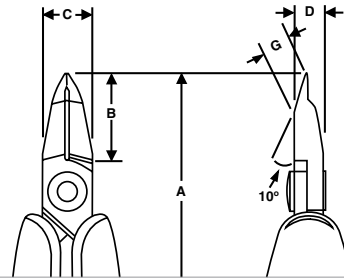
- Developed according to the ERGO® process for a comfortable and effective grip in all situations
- Material: High performance alloy steel
- Precision induction hardened edges 63–65 HRC
- ESD safe handles in 2-component synthetic material
- Precision screw joint that minimizes friction and maximizes alignment of cutting edges
- Biospring® reduces tension throughout the working cycle of the tool and can be adjusted in three different positions
- Cutting capacity is listed for solid copper wire

10° MICRO TIP


RX 8233



Ideal for rework and close fine pitch applications



ergo®



Flush

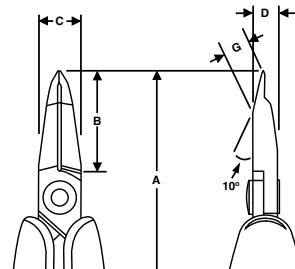
Part no.	EAN code	A	B	C	D	G	Capacity	Bevel / Cut result	Weight grams	Pack qty
	731415+	mm / inch	mm / inch	mm / inch	mm / inch	mm / inch	mm / inch			
RX 8233	0113521	149.0 / 5.9	22.3 / 0.87	10.6 / 0.41	7.0 / 0.27	7.2 / 0.28	0.1–0.6 / 0.004–0.024	Flush	69	1

10° MICRO TIP

RX 8234



Ideal for rework and close fine pitch applications



ergo®



Flush

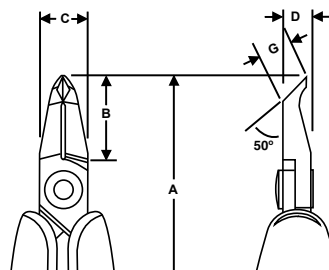
Part no.	EAN code	A	B	C	D	G	Capacity	Bevel / Cut result	Weight grams	Pack qty
	731415+	mm / inch	mm / inch	mm / inch	mm / inch	mm / inch	mm / inch			
RX 8234	0113538	141.0 / 4.5	14.2 / 0.56	10.6 / 0.41	7.0 / 0.27	3.2 / 0.12	0.05–0.4 / 0.002–0.018	Flush	62	1

50° MICRO TIP

RX 8237



Ideal for rework and close fine pitch applications



ergo®



Flush

Part no.	EAN code	A	B	C	D	G	Capacity	Bevel / Cut result	Weight grams	Pack qty
	731415+	mm / inch	mm / inch	mm / inch	mm / inch	mm / inch	mm / inch			
RX 8237	0113545	144.0 / 5.6	17.4 / 0.69	10.6 / 0.41	7.0 / 0.27	4.1 / 0.16	0.1–0.5 / 0.004–0.02	Flush	65	1

RX RX SERIES FLAT NOSE PLIERS

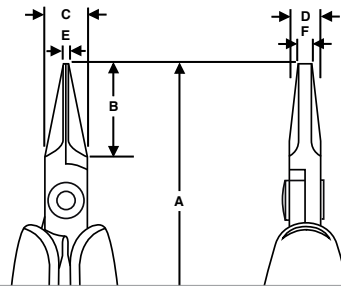
- Developed according to the ERGO® process for a comfortable and effective grip in all situations
- Material: High performance alloy steel
- Polished and tough hardened 55-58 HRC
- Precision screw joint that minimizes friction and maximizes jaw alignment
- ESD safe handles in 2-component synthetic material
- Micro-Touch™: The shape of the handles makes it possible to control and rotate the pliers between thumb and index finger for precision work
- Biospring® reduces tension throughout the working cycle of the tool and can be adjusted in three different positions

FLAT NOSE

RX 7490



Smooth gripping jaws with radiused edges



ergo®



Smooth



Flat tip



Part no.	EAN code	A mm / inch	B mm / inch	C mm / inch	D mm / inch	E mm / inch	F mm / inch	Jaw surface	Weight grams	Pack qty
RX 7490	0103195	146.5 / 5.77	20.0 / 0.79	9.0 / 0.35	6.7 / 0.26	1.2 / 0.05	3.2 / 0.12	Smooth	70	10

RX RX SERIES ROUND NOSE PLIERS

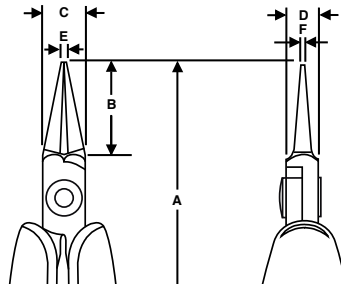
- Developed according to the ERGO® process for a comfortable and effective grip in all situations
- Material: High performance alloy steel
- Polished and tough hardened 55-58 HRC
- Precision screw joint that minimizes friction and maximizes jaw alignment
- ESD safe handles in 2-component synthetic material
- Micro-Touch™: The shape of the handles makes it possible to control and rotate the pliers between thumb and index finger for precision work
- Biospring® reduces tension throughout the working cycle of the tool and can be adjusted in three different positions

ROUND NOSE

RX 7590




Round nose, fine jaws with no sharp edges



ergo®



Smooth



Round tip



Part no.	EAN code	A mm / inch	B mm / inch	C mm / inch	D mm / inch	E mm / inch	F mm / inch	Jaw surface	Weight grams	Pack qty
RX 7590	0103201	146.5 / 5.77	20.0 / 0.79	9.0 / 0.35	6.7 / 0.26	1.4 / 0.055	0.7 / 0.027	Smooth	69	10

RX RX SERIES CHAIN NOSE PLIERS

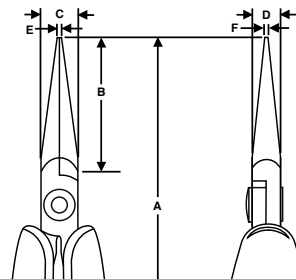
- Developed according to the ERGO® process for a comfortable and effective grip in all situations
- Material: High performance alloy steel
- Polished and tough hardened 55-58 HRC
- Precision screw joint that minimizes friction and maximizes jaw alignment
- ESD safe handles in 2-component synthetic material
- Micro-Touch™: The shape of the handles makes it possible to control and rotate the pliers between thumb and index finger for precision work
- Biospring® reduces tension throughout the working cycle of the tool and can be adjusted in three different positions

CHAIN NOSE

RX 7890, RX 7891



RX 7890 with smooth jaws, radiused edges
RX 7891 with serrated jaws



ergo®



Smooth



Serrated



Chain tip



Part no.	EAN code	A mm / inch	B mm / inch	C mm / inch	D mm / inch	E mm / inch	F mm / inch	Jaw surface	Weight grams	Pack qty
RX 7890	0103218	158.5 / 6.24	32.0 / 1.26	9.0 / 0.35	6.0 / 0.24	1.2 / 0.05	0.8 / 0.03	Smooth	72	10
RX 7891	0103225	158.5 / 6.24	32.0 / 1.26	9.0 / 0.35	6.0 / 0.24	1.2 / 0.05	0.8 / 0.03	Serrated	72	10

RX RX SERIES BENT NOSE PLIERS

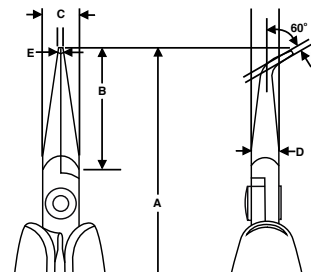
- Developed according to the ERGO® process for a comfortable and effective grip in all situations
- Material: High performance alloy steel
- Polished and tough hardened 55-58 HRC
- Precision screw joint that minimizes friction and maximizes jaw alignment
- ESD safe handles in 2-component synthetic material
- Micro-Touch™: The shape of the handles makes it possible to control and rotate the pliers between thumb and index finger for precision work
- Biospring® reduces tension throughout the working cycle of the tool and can be adjusted in three different positions

BENT NOSE

RX 7892



Smooth jaws and bent tip angled at 60°, radiused edges



ergo®



Smooth



Chain tip



Part no.	EAN code	A mm / inch	B mm / inch	C mm / inch	D mm / inch	E mm / inch	F mm / inch	Jaw surface	Weight grams	Pack qty
RX 7892	0103232	155.5 / 6.12	29.0 / 1.14	9.0 / 0.35	6.7 / 0.26	1.2 / 0.05	0.8 / 0.03	Smooth	73	10

RX RX SERIES SNIPE NOSE PLIERS

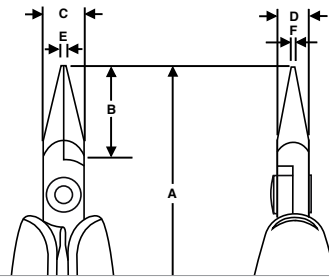
- Developed according to the ERGO® process for a comfortable and effective grip in all situations
- Material: High performance alloy steel
- Polished and tough hardened 55-58 HRC
- Precision screw joint that minimizes friction and maximizes jaw alignment
- ESD safe handles in 2-component synthetic material
- Micro-Touch™: The shape of the handles makes it possible to control and rotate the pliers between thumb and index finger for precision work
- Biospring® reduces tension throughout the working cycle of the tool and can be adjusted in three different positions

SNIPE NOSE

RX 7893



Smooth jaws with radiused edges



ergo®



Smooth



Chain tip

Part no.	EAN code	A mm / inch	B mm / inch	C mm / inch	D mm / inch	E mm / inch	F mm / inch	Jaw surface	Weight grams	Pack qty
RX 7893	0103249	146.5 / 5.77	20.0 / 0.79	9.0 / 0.35	6.7 / 0.26	1.2 / 0.05	0.8 / 0.03	Smooth	71	10

RX RX SERIES NEEDLE NOSE PLIERS

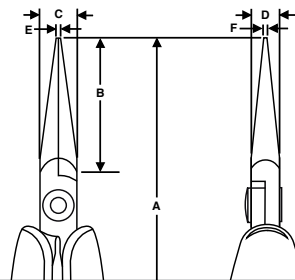
- Developed according to the ERGO® process for a comfortable and effective grip in all situations
- Material: High performance alloy steel
- Polished and tough hardened 55-58 HRC
- Precision screw joint that minimizes friction and maximizes jaw alignment
- ESD safe handles in 2-component synthetic material
- Micro-Touch™: The shape of the handles makes it possible to control and rotate the pliers between thumb and index finger for precision work
- Biospring® reduces tension throughout the working cycle of the tool and can be adjusted in three different positions

NEEDLE NOSE

RX 7894



Smooth jaws with radiused edges



ergo®



Smooth



Chain tip

Part no.	EAN code	A mm / inch	B mm / inch	C mm / inch	D mm / inch	E mm / inch	F mm / inch	Jaw surface	Weight grams	Pack qty
RX 7894	0212101	158.5 / 6.24	32.0 / 1.26	9.0 / 0.35	6.0 / 0.24	1.2 / 0.05	0.8 / 0.03	Smooth	70	10


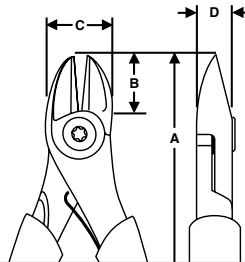
RX RX SERIES HEAVY DUTY CUTTER

- Non-slip handle with “gills” produces a positive grip
- Progressive Bevel cutting edges – suited for copper wire at the tip and hard steel wire near the jaws – for versatile operation
- Tough design makes this cutter ideal for production, maintenance, repair and service applications
- Rivet joint that minimizes friction and maximizes jaw alignment
- Cutting edges hardened to 63–65 HRC for durable performance
- High leverage joint to reduce cutting force
- On/off spring enables reduced profile for easy storage

HEAVY DUTY
TRX 8180



Progressive Bevel technology for both soft and hard wire applications



Part no.	EAN code 731415+	A mm / inch	B mm / inch	C mm / inch	D mm / inch	Capacity Cu mm / inch	Capacity Fe+ mm / inch	Capacity Piano mm / inch	Bevel / Cut result	Weight grams	Pack qty
TRX 8180	0112272	210.0 / 8.26	21.0 / 0.826	29.0 / 1.141	11.0 / 0.433	4.5 / 0.177	3.0 / 0.118	2.5 / 0.10	Progressive Bevel	304	10


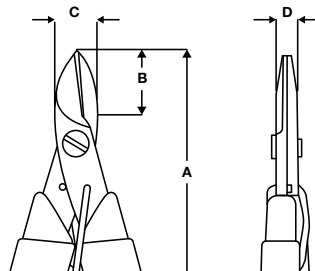
MULTIPURPOSE SHEAR

- User-friendly, durable and fits comfortably in either hand
- High carbon steel blades with a hardness of 57–59 HRC
- Serrations on one edge to prevent the material being cut from sliding away (HS6000)
- Precision screw joint that minimizes friction and maximizes alignment of cutting edges
- ESD safe non-slip, cushioned grips
- Ideal for cutting insulation, cables, ties and corded material of all types

MULTIPURPOSE SHEAR
HS6000, HS6001



HS6000 with serrated jaws
HS6001 with smooth jaws



Part no.	EAN code 731415	A mm / inch	B mm / inch	C mm / inch	D mm / inch	Jaw surface	Weight grams	Pack qty
HS6000	01113781	145.0 / 5.7	29.0 / 1.1	12.7 / 0.5	6.4 / 0.2	Serrated	88	10
HS6001	*	145.0 / 5.7	29.0 / 1.1	12.7 / 0.5	6.4 / 0.2	Smooth	88	10

* Tool manufactured to order. Please contact Lindström for more information.

ESD SAFE PLASTIC CUTTER

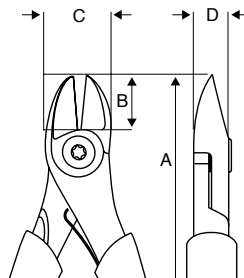
- Oval relieved cutting head for applications where access is limited
- Extremely strong construction for long lasting performance
- Designed to produce a Flush result on plastic, nylon and cabled wire applications
- Developed according to the ERGO® process for a comfortable and effective grip in all situations
- Rivet joint that minimizes friction and maximizes jaw alignment
- ESD safe handles in 2-component synthetic material
- On/off spring enables reduced profile or easy storage

PLASTIC

P6160



For plastic, solid and braided copper wire applications



Flush

Part no.	EAN code 731415+	A mm / inch	B mm / inch	C mm / inch	D mm / inch	Capacity solid copper mm / inch	Capacity insulated cable mm / inch	Bevel / Cut result	Weight grams	Pack qty
P6160	1150755	160.0 / 6.3	18.0 / 0.7	21.5 / 0.85	10.0 / 0.39	1.5 / 0.059	3.0 / 0.118	Flush	162	10




The ESD safe plastic cutter P6160 leaves a Flush cut on plastic and nylon parts.

EX Series Cutters and Pliers


INTRODUCTION EX SERIES

High precision EX Series Cutters and Pliers


Our Swiss-made EX Series cutters and pliers are outstanding tools for bead and wire artists and electronics assembly. EX pliers feature jaws designed for smooth nick-free wire bending.



Lap joint with screw
to achieve a high
level of strength and
precision



High quality steel
provides strength
and durability



Dual steel
leaf springs

Wide, ergonomic handles distribute hand pressure evenly. High-friction grips allow precise handling and maximum comfort. Induction hardened, high-chromium steel alloy and special precision screw joint offer precision alignment and extended tool life.



All Lindström EX Series cutters and pliers are ESD safe and safely dissipate electrostatic charges, reducing the possibility of damage to sensitive components.

Warning! Lindström cutters and pliers should never be used on electrified equipment.



Soft comfortable gripping surface with hard plastic core for a sure grip and smooth operation

High-tactile two-component rounded ergonomic handles

All EX Series cutters and pliers are ESD safe for use in sensitive environments



EX 8150 diagonal cutter with oval head. Perfect for cutting leads, jewelry wire, and general assembly applications.



EX 7890 long chain nose pliers with smooth jaws.

EX SERIES DIAGONAL CUTTERS

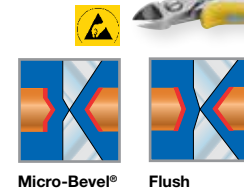
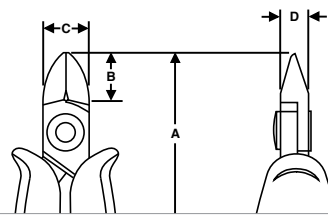
- Material: High performance alloy steel
- Polished and tough hardened 63–65 HRC
- Precision screw joint that minimizes friction and maximizes alignment of cutting edges
- ESD safe 2-component handles with soft comfortable gripping surface and hard plastic core
- Dual leaf springs in stainless steel
- Cutting capacity is listed for solid copper wire

OVAL HEAD

EX 8140, EX 8141, EX 8150, EX 8151



Ideal for cutting leads, jewelry wire, and general assembly applications



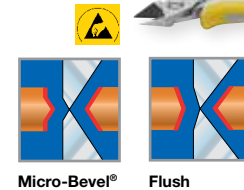
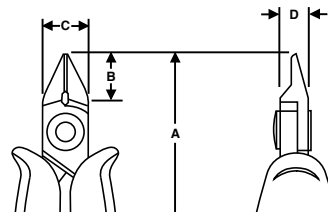
Part no.	EAN code 731415+	A mm / inch	B mm / inch	C mm / inch	D mm / inch	Capacity mm / inch	Bevel / Cut result	Weight grams	Pack qty
EX 8140	0120003	123.0 / 4.825	10.0 / 0.393	10.0 / 0.393	6.4 / 0.252	0.2–1.25 / 0.008–0.049	Micro-Bevel®	76	10
EX 8141	0120004	123.0 / 4.825	10.0 / 0.393	10.0 / 0.393	6.4 / 0.252	0.1–1.2 / 0.004–0.047	Flush	76	10
EX 8150	0120006	125.0 / 4.921	12.5 / 0.492	12.5 / 0.492	6.4 / 0.252	0.3–1.6 / 0.011–0.062	Micro-Bevel®	76	10
EX 8151	0120007	125.0 / 4.921	12.5 / 0.492	12.5 / 0.492	6.4 / 0.252	0.2–1.6 / 0.008–0.062	Flush	76	10

TAPERED AND RELIEVED HEAD

EX 776, EX 777



Ideal for use in confined spaces and for rework



Part no.	EAN code 731415+	A mm / inch	B mm / inch	C mm / inch	D mm / inch	Capacity mm / inch	Bevel / Cut result	Weight grams	Pack qty
EX 776	0120013	123.0 / 4.825	10.0 / 0.393	10.0 / 0.393	6.4 / 0.251	0.2–1.25 / 0.008–0.049	Micro-Bevel®	75	10
EX 777	0109661	123.0 / 4.825	10.0 / 0.393	10.0 / 0.393	6.4 / 0.251	0.1–1.2 / 0.004–0.047	Flush	75	10

EX EX SERIES ROUND/FLAT NOSE PLIERS


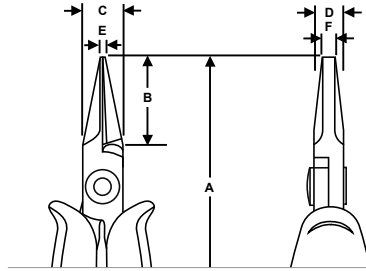
- Material: High performance alloy steel
- Polished and tough hardened 58–60 HRC
- Precision screw joint that minimizes friction and maximizes jaw alignment
- ESD safe 2-component handles with soft comfortable gripping surface and hard plastic core
- Dual leaf springs in stainless steel
- EX Series pliers have super-radiused edges to keep pliers from nicking jewelry metals

ROUND/FLAT NOSE

EX 7450



Smooth gripping jaws with super-radiused edges




Part no.	EAN code 731415+	A mm / inch	B mm / inch	C mm / inch	D mm / inch	E mm / inch	F mm / inch	Jaw surface	Weight grams	Pack qty
EX 7450	0120019	133.0 / 5.236	20.0 / 0.787	10.0 / 0.393	6.4 / 0.251	1.2 / 0.047	4.0 / 0.157	Smooth	76	10

EX EX SERIES FLAT NOSE PLIERS


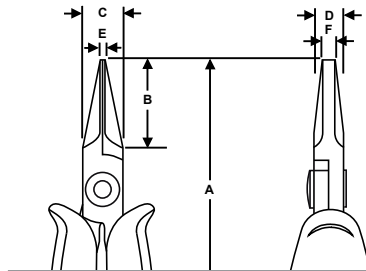
- Material: High performance alloy steel
- Polished and tough hardened 58–60 HRC
- Precision screw joint that minimizes friction and maximizes jaw alignment
- ESD safe 2-component handles with soft comfortable gripping surface and hard plastic core
- Dual leaf springs in stainless steel
- EX Series pliers have super-radiused edges to keep pliers from nicking jewelry metals

FLAT NOSE

EX 7490



Smooth gripping jaws with super-radiused edges



Part no.	EAN code 731415+	A mm / inch	B mm / inch	C mm / inch	D mm / inch	E mm / inch	F mm / inch	Jaw surface	Weight grams	Pack qty
EX 7490	0120014	133.0 / 5.236	20.0 / 0.787	10.0 / 0.393	6.4 / 0.251	1.2 / 0.047	4.0 / 0.157	Smooth	76	10

EX EX SERIES ROUND NOSE PLIERS

- Material: High performance alloy steel
- Polished and tough hardened 58–60 HRC
- Precision screw joint that minimizes friction and maximizes jaw alignment


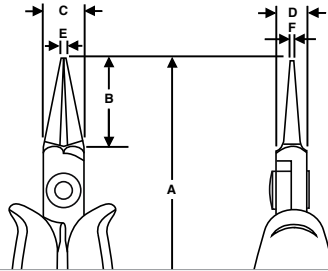
- ESD safe 2-component handles with soft comfortable gripping surface and hard plastic core
- Dual leaf springs in stainless steel
- EX Series pliers have super-radiused edges to keep pliers from nicking jewelry metals

ROUND NOSE

EX 7590



Round nose, fine jaws with no sharp edges



Smooth

Round tip

Part no.	EAN code	A	B	C	D	E	F	Jaw surface	Weight grams	Pack qty
	731415+	mm / inch	mm / inch	mm / inch	mm / inch	mm / inch	mm / inch			
EX 7590	0109678	133.0 / 5.236	20.0 / 0.787	10.0 / 0.393	6.4 / 0.251	2.0 / 0.078	1.0 / 0.039	Smooth	76	10


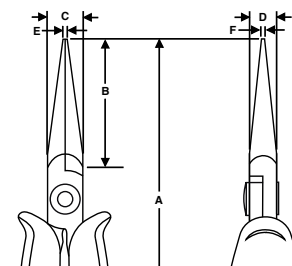
EX EX SERIES CHAIN NOSE PLIERS

- Material: High performance alloy steel
- Polished and tough hardened 58–60 HRC
- Precision screw joint that minimizes friction and maximizes jaw alignment

- ESD safe 2-component handles with soft comfortable gripping surface and hard plastic core
- Dual leaf springs in stainless steel
- EX Series pliers have super-radiused edges to keep pliers from nicking jewelry metals

CHAIN NOSE

EX 7890



Smooth

Chain tip


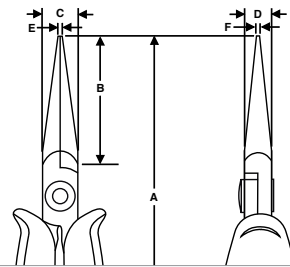
Part no.	EAN code	A	B	C	D	E	F	Jaw surface	Weight grams	Pack qty
	731415+	mm / inch	mm / inch	mm / inch	mm / inch	mm / inch	mm / inch			
EX 7890	0120016	143.0 / 5.866	30.0 / 1.181	10.0 / 0.393	6.4 / 0.251	1.2 / 0.047	1.0 / 0.039	Smooth	76	10

EX EX SERIES NEEDLE NOSE PLIERS

- Material: High performance alloy steel
- Polished and tough hardened 58–60 HRC
- Precision screw joint that minimizes friction and maximizes jaw alignment
- ESD safe 2-component handles with soft comfortable gripping surface and hard plastic core
- Dual leaf springs in stainless steel
- EX Series pliers have super-radiused edges to keep pliers from nicking jewelry metals

NEEDLE NOSE

EX 7894



Part no.	EAN code 731415+	A mm / inch	B mm / inch	C mm / inch	D mm / inch	E mm / inch	F mm / inch	Jaw surface	Weight grams	Pack qty
EX 7894	0120017	143.0 / 5.866	30.0 / 1.181	10.0 / 0.393	6.4 / 0.251	1.2 / 0.047	1.0 / 0.039	Smooth	76	10






INTRODUCTION 80 SERIES

The original Lindström 80 Series Cutters

Tried and true performance for the traditional user. The Lindström 80 Series remains the top choice for the traditional user. This range of cutters offers unsurpassed cutting capacity covering a wide range of wire dimensions and types. This is the technology that “started it all” for Lindström.



Precision screw joint minimizes friction and maximizes alignment of cutting edges

Precision induction hardened allowing a Rockwell hardness of 63–65 HRC

Precision-ground cutting edges for exceptionally long life

Non-slip textured handles are equipped with leaf springs

Perfectly sized grips allow precise handling and effortless comfort. Induction hardened, high-chromium steel alloy and precision screw joint offer excellent alignment and extended tool life.



All Lindström 80 Series cutters are ESD safe and safely dissipate electrostatic charges, reducing the possibility of damage to sensitive components.

Warning! Lindström cutters and pliers should never be used on electrified equipment.



Durable, easily replaceable, dual steel leaf springs

All 80 Series cutters are ESD safe



8140 oval head cutter, ideal for wire harness work and standard printed circuit board assembly.



8144 tapered head cutter, ideal for assembly work where accessibility is a consideration.

80 80 SERIES DIAGONAL CUTTERS

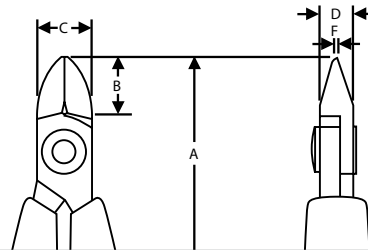
- Material: High performance alloy steel
- Exacting induction hardened edges 63–65 HRC
- ESD safe handles in synthetic material with leaf springs
- Precision screw joint that minimizes friction and maximizes alignment of cutting edges
- Cutting capacity is listed for solid copper wire

OVAL HEAD

8130–8162



Ideal for wire harness work and standard printed circuit board assembly



Micro-Bevel®



Flush



Ultra-Flush®

Part no.	EAN code 731415+	A mm / inch	B mm / inch	C mm / inch	D mm / inch	F mm / inch	Capacity mm / inch	Bevel / Cut result	Lead catcher option	Weight grams	Pack qty
8130	0050918	108.0 / 4.25	8.0 / 0.31	8.0 / 0.31	5.0 / 0.20	0.8 / 0.03	0.2–1.25 / 0.01–0.05	Micro-Bevel®	✓	43	10
8131	0050925	108.0 / 4.25	8.0 / 0.31	8.0 / 0.31	5.0 / 0.20	0.8 / 0.03	0.1–1.25 / 0.01–0.05	Flush	✓	43	10
8132	0050932	108.0 / 4.25	8.0 / 0.31	8.0 / 0.31	5.0 / 0.20	0.8 / 0.03	0.1–0.8 / 0.01–0.03	Ultra-Flush®	✓	44	10
8140	0050949	110.0 / 4.33	10.0 / 0.39	10.0 / 0.39	6.0 / 0.24	0.8 / 0.03	0.2–1.25 / 0.01–0.05	Micro-Bevel®	✓	46	10
8141	0050987	110.0 / 4.33	10.0 / 0.39	10.0 / 0.39	6.0 / 0.24	0.8 / 0.03	0.1–1.25 / 0.01–0.05	Flush	✓	45	10
8142	0051007	110.0 / 4.33	10.0 / 0.39	10.0 / 0.39	6.0 / 0.24	0.8 / 0.03	0.1–1.0 / 0.01–0.04	Ultra-Flush®	✓	46	10
8150	0051113	112.5 / 4.43	12.5 / 0.50	12.5 / 0.50	6.0 / 0.24	1.2 / 0.05	0.3–1.6 / 0.01–0.06	Micro-Bevel®	✓	50	10
8151	0051199	112.5 / 4.43	12.5 / 0.50	12.5 / 0.50	6.0 / 0.24	1.2 / 0.05	0.2–1.6 / 0.01–0.06	Flush	✓	49	10
8152	0052097	112.5 / 4.43	12.5 / 0.50	12.5 / 0.50	6.0 / 0.24	1.2 / 0.05	0.1–1.25 / 0.01–0.05	Ultra-Flush®	✓	49	10
8160	0051229	125.0 / 4.92	16.0 / 0.63	16.0 / 0.63	8.0 / 0.31	1.6 / 0.06	0.4–2.0 / 0.02–0.08	Micro-Bevel®	✓	88	10
8161	0051328	125.0 / 4.92	16.0 / 0.63	16.0 / 0.63	8.0 / 0.31	1.6 / 0.06	0.3–2.0 / 0.01–0.08	Flush	✓	88	10
8162	0051335	125.0 / 4.92	16.0 / 0.63	16.0 / 0.63	8.0 / 0.31	1.6 / 0.06	0.3–1.6 / 0.01–0.06	Ultra-Flush®	✓	88	10



Flush cutters are identified by a circle on the handle, as seen here on 80 Series cutters. Double circles indicate Ultra-Flush® cutters. On RX Series cutters, the circle icons are located inside the end of the handles.

80 80 SERIES DIAGONAL CUTTERS

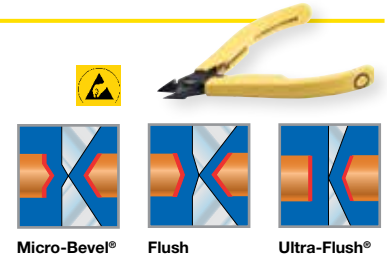
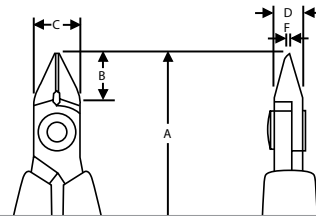
- Material: High performance alloy steel
- Exacting induction hardened edges 63–65 HRC
- ESD safe handles in synthetic material with leaf springs
- Precision screw joint that minimizes friction and maximizes alignment of cutting edges
- Cutting capacity is listed for solid copper wire

TAPERED HEAD

8133–8165



Ideal for assembly work where accessibility is a consideration



Part no.	EAN code 731415+	A mm / inch	B mm / inch	C mm / inch	D mm / inch	F mm / inch	Capacity mm / inch	Bevel / Cut result	Lead catcher option	Weight grams	Pack qty
8133	*	108.0 / 4.25	8.0 / 0.31	8.0 / 0.31	5.0 / 0.2	0.6 / 0.02	0.2–1.0 / 0.008–0.04	Micro-Bevel®	✓	43	10
8134	*	108.0 / 4.25	8.0 / 0.31	8.0 / 0.31	5.0 / 0.2	0.6 / 0.02	0.1–0.8 / 0.004–0.03	Flush	✓	43	10
8135	*	108.0 / 4.25	8.0 / 0.31	8.0 / 0.31	5.0 / 0.2	0.6 / 0.02	0.1–0.5 / 0.004–0.02	Ultra-Flush®	✓	43	10
8143	0051021	110.0 / 4.33	10.0 / 0.39	10.0 / 0.39	6.0 / 0.24	0.8 / 0.03	0.2–1.25 / 0.01–0.05	Micro-Bevel®	✓	46	10
8144	0051045	110.0 / 4.33	10.0 / 0.39	10.0 / 0.39	6.0 / 0.24	0.8 / 0.03	0.2–1.25 / 0.01–0.05	Flush	✓	46	10
8145	0051052	110.0 / 4.33	10.0 / 0.39	10.0 / 0.39	6.0 / 0.24	0.8 / 0.03	0.1–1.0 / 0.01–0.04	Ultra-Flush®	✓	46	10
8153	0051205	112.5 / 4.43	12.5 / 0.50	12.5 / 0.50	6.0 / 0.24	1.2 / 0.05	0.3–1.6 / 0.01–0.06	Micro-Bevel®	✓	49	10
8154	0052103	112.5 / 4.43	12.5 / 0.50	12.5 / 0.50	6.0 / 0.24	1.2 / 0.05	0.2–1.6 / 0.01–0.06	Flush	✓	49	10
8155	0052110	112.5 / 4.43	12.5 / 0.50	12.5 / 0.50	6.0 / 0.24	1.2 / 0.05	0.2–1.25 / 0.01–0.05	Ultra-Flush®	✓	49	10
8163	0051342	125.0 / 4.92	16.0 / 0.63	16.0 / 0.63	8.0 / 0.31	1.6 / 0.06	0.4–2.0 / 0.02–0.08	Micro-Bevel®	✓	88	10
8164	0052141	125.0 / 4.92	16.0 / 0.63	16.0 / 0.63	8.0 / 0.31	1.6 / 0.06	0.3–2.0 / 0.01–0.08	Flush	✓	88	10
8165	0052158	125.0 / 4.92	16.0 / 0.63	16.0 / 0.63	8.0 / 0.31	1.6 / 0.06	0.3–1.6 / 0.01–0.06	Ultra-Flush®	✓	88	10

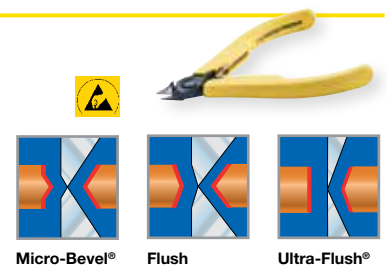
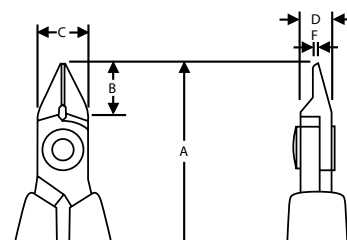
* Tool manufactured to order. Please contact Lindström for more information.

TAPERED AND RELIEVED HEAD

8136–8168



Ideal for use in confined spaces and for rework



Part no.	EAN code 731415+	A mm / inch	B mm / inch	C mm / inch	D mm / inch	F mm / inch	Capacity mm / inch	Bevel / Cut result	Lead catcher option	Weight grams	Pack qty
8136	*	108.0 / 4.25	8.0 / 0.31	8.0 / 0.31	5.0 / 0.2	0.6 / 0.02	0.1–0.8 / 0.004–0.03	Micro-Bevel®	✓	43	10
8137	*	108.0 / 4.25	8.0 / 0.31	8.0 / 0.31	5.0 / 0.2	0.6 / 0.02	0.1–0.8 / 0.004–0.03	Flush	✓	43	10
8138	*	108.0 / 4.25	8.0 / 0.31	8.0 / 0.31	5.0 / 0.2	0.6 / 0.02	0.1–0.5 / 0.004–0.02	Ultra-Flush®	✓	43	10
8146	0051076	110.0 / 4.33	10.0 / 0.39	10.0 / 0.39	6.0 / 0.24	0.8 / 0.03	0.2–1.0 / 0.01–0.04	Micro-Bevel®	✓	46	10
8147	0051083	110.0 / 4.33	10.0 / 0.39	10.0 / 0.39	6.0 / 0.24	0.8 / 0.03	0.1–1.0 / 0.01–0.04	Flush	✓	46	10
8148	0051090	110.0 / 4.33	10.0 / 0.39	10.0 / 0.39	6.0 / 0.24	0.8 / 0.03	0.1–0.8 / 0.01–0.03	Ultra-Flush®	✓	45	10
8156	0051212	112.5 / 4.43	12.5 / 0.50	12.5 / 0.50	6.0 / 0.24	1.2 / 0.05	0.3–1.25 / 0.01–0.05	Micro-Bevel®	✓	49	10
8157	0052127	112.5 / 4.43	12.5 / 0.50	12.5 / 0.50	6.0 / 0.24	1.2 / 0.05	0.2–1.25 / 0.01–0.05	Flush	✓	49	10
8158	0052134	112.5 / 4.43	12.5 / 0.50	12.5 / 0.50	6.0 / 0.24	1.2 / 0.05	0.2–1.0 / 0.01–0.04	Ultra-Flush®	✓	49	10
8166	*	125.0 / 4.92	16.0 / 0.63	16.0 / 0.63	8.0 / 0.31	1.6 / 0.06	0.4–1.5 / 0.02–0.06	Micro-Bevel®	✓	52	10
8167	*	125.0 / 4.92	16.0 / 0.63	16.0 / 0.63	8.0 / 0.31	1.6 / 0.06	0.3–1.5 / 0.01–0.06	Flush	✓	52	10
8168	*	125.0 / 4.92	16.0 / 0.63	16.0 / 0.63	8.0 / 0.31	1.6 / 0.06	0.3–1.25 / 0.01–0.05	Ultra-Flush®	✓	51	10

* Tool manufactured to order. Please contact Lindström for more information.

80 80 SERIES OBLIQUE CUTTERS

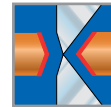
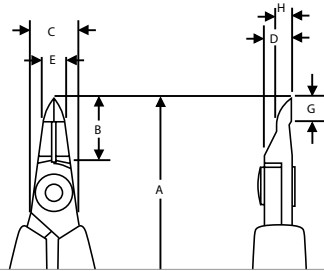
- Material: High performance alloy steel
- Exacting induction hardened edges 63–65 HRC
- ESD safe handles in synthetic material with leaf springs
- Precision screw joint that minimizes friction and maximizes alignment of cutting edges
- Cutting capacity is listed for solid copper wire

TIP CUTTER

8149



Ideal for use with multi-lead components and for rework



Flush

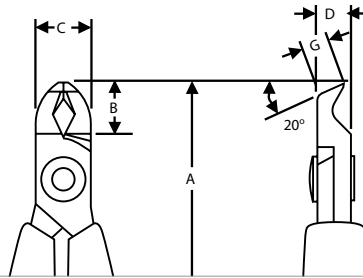
Part no.	EAN code 731415+	A mm / inch	B mm / inch	C mm / inch	D mm / inch	E mm / inch	G mm / inch	H mm / inch	Capacity mm / inch	Bevel / Cut result	Lead catcher option	Weight grams	Pack qty
8149	0051106	114.0 / 4.49	14.0 / 0.55	5.0 / 0.23	6.0 / 0.24	5.0 / 0.23	5.0 / 0.23	3.2 / 0.13	0.1–0.6 / 0.01–0.02	Flush	✓	48	10

20° ANGLE HEAD

8211



Short opposing jaws make this oblique cutter powerful and versatile



Flush

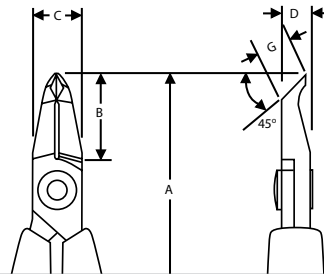
Part no.	EAN code 731415+	A mm / inch	B mm / inch	C mm / inch	D mm / inch	G mm / inch	Capacity mm / inch	Bevel / Cut result	Lead catcher option	Weight grams	Pack qty
8211	0101030	110.0 / 4.33	9.5 / 0.37	10.0 / 0.39	6.0 / 0.24	4.1 / 0.16	0.2–1.2 / 0.01–0.05	Flush	✓	43	10

45° TAPERED HEAD

8247



Ideal for rework and close assembly needs



Flush

Part no.	EAN code 731415+	A mm / inch	B mm / inch	C mm / inch	D mm / inch	G mm / inch	Capacity mm / inch	Bevel / Cut result	Lead catcher option	Weight grams	Pack qty
8247	0051397	117.5 / 4.63	18.0 / 0.71	10.0 / 0.39	6.0 / 0.24	6.7 / 0.26	0.2–1.0 / 0.01–0.04	Flush	✓	51	10

80 series cutters

80 80 SERIES OBLIQUE CUTTERS

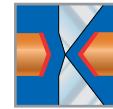
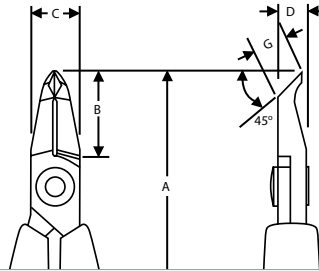
- Material: High performance alloy steel
- Exacting induction hardened edges 63–65 HRC
- ESD safe handles in synthetic material with leaf springs
- Precision screw joint that minimizes friction and maximizes alignment of cutting edges
- Cutting capacity is listed for solid copper wire

45° LONG TAPERED & RELIEVED HEAD

8248



Long reach and relieved tips for unmatched accessibility



Flush

Part no.	EAN code 731415+	A mm / inch	B mm / inch	C mm / inch	D mm / inch	G mm / inch	Capacity mm / inch	Bevel / Cut result	Lead catcher option	Weight grams	Pack qty
8248	0051427	117.5 / 4.63	18.0 / 0.71	10.0 / 0.39	6.0 / 0.24	6.7 / 0.26	0.2–0.8 / 0.01–0.03	Flush	✓	51	10




Stents can be trimmed with Lindström 8130 cutters.

INTRODUCTION SUPREME SERIES

Lindström Supreme Series for dependable results

Traditional Lindström Supreme cutters and pliers provide great performance in applications like general electronics assembly, fine mechanical work and precise wire bending.

The Supreme Series features a precision screw & nut in an advanced lap joint design. Joint play is held to a minimum, ensuring precise alignment of the jaws even at the tips. Supreme Series oblique end cutters are preferred by jewelry and wire artists, while transverse cutters are uniquely suited to trimming leads in hard-to-reach assemblies.





All Supreme products have ESD safe handles

Double-leaf springs for quick opening

Non-slip textured handles provide a natural fit for comfortable control



All Lindström Supreme Series cutters and pliers are ESD safe and safely dissipate electrostatic charges, reducing the possibility of damage to sensitive components.

Warning! Lindström cutters and pliers should never be used on electrified equipment.



7292 Supreme miniature end cutter is ideal for use in confined spaces.



7590 Supreme round nose pliers with no sharp edges.

Supreme cutters and pliers

SUP SUPREME SERIES DIAGONAL CUTTERS


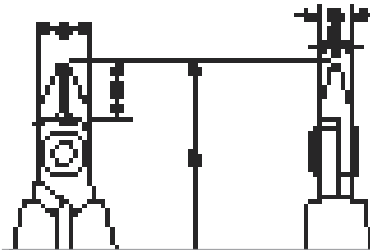
- Material: High performance alloy steel
- Polished and precision induction hardened to 63–65 HRC
- Precision screw joint that minimizes friction and maximizes alignment of cutting edges
- ESD safe handles in synthetic material with leaf springs
- Cutting capacity is listed for solid copper wire

TAPERED HEAD


7190, 7191



Ideal for assembly work where access is a consideration



Micro-Bevel®



Flush

Part no.	EAN code 731415+	A mm / inch	B mm / inch	C mm / inch	D mm / inch	F mm / inch	Capacity mm / inch	Bevel / Cut result	Lead catcher option	Weight grams	Pack qty
7190	0052479	109.0 / 4.29	9.0 / 0.35	9.0 / 0.35	6.0 / 0.24	1.0 / 0.04	0.2–1.0 / 0.01–0.05	Micro-Bevel®	✓	50	10
7191	0052509	109.0 / 4.29	9.0 / 0.35	9.0 / 0.35	6.0 / 0.24	1.0 / 0.04	0.1–1.0 / 0.01–0.05	Flush	✓	50	10

SUP SUPREME SERIES OBLIQUE CUTTERS


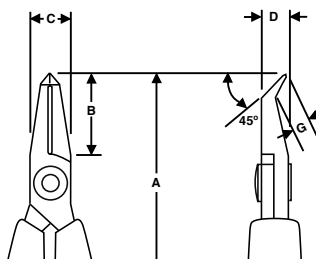
- Material: High performance alloy steel
- Polished and precision induction hardened to 63–65 HRC
- Precision screw joint that minimizes friction and maximizes alignment of cutting edges
- ESD safe handles in synthetic material with leaf springs
- Cutting capacity is listed for solid copper wire

REVERSE ANGLE

7280



Ideal for use in confined spaces



Flush

Part no.	EAN code 731415+	A mm / inch	B mm / inch	C mm / inch	D mm / inch	G mm / inch	Capacity mm / inch	Bevel / Cut result	Weight grams	Pack qty
7280	0052523	118.0 / 4.64	18.0 / 0.71	9.0 / 0.35	6.0 / 0.24	3.5 / 0.14	0.2–0.8 / 0.01–0.03	Flush	54	10

Supreme cutters and pliers

SUP SUPREME SERIES OBLIQUE CUTTERS

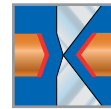
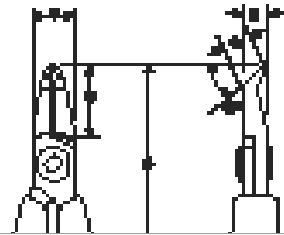
- Material: High performance alloy steel
- Polished and precision induction hardened to 58–60 HRC
- Precision screw joint that minimizes friction and maximizes alignment of cutting edges
- ESD safe handles in synthetic material with leaf springs
- Cutting capacity is listed for solid copper wire

ANGLE

7285



Ideal for rework and close assembly needs



Flush

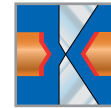
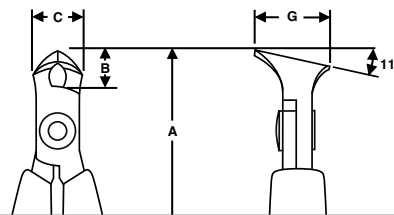
Part no.	EAN code	A	B	C	D	G	Capacity	Bevel / Cut result	Weight grams	Pack qty
	731415+	mm / inch	mm / inch	mm / inch	mm / inch	mm / inch	mm / inch			
7285	0052530	120.0 / 4.72	20.0 / 0.79	9.0 / 0.35	6.0 / 0.24	6.0 / 0.26	0.2–1.0 / 0.01–0.04	Flush	56	10

END

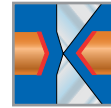
7290, 7291



Angled shape ideal for use in confined spaces



Micro-Bevel®



Flush

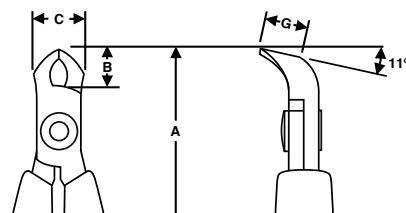
Part no.	EAN code	A	B	C	G	Capacity	Bevel / Cut result	Weight grams	Pack qty
	731415+	mm / inch	mm / inch	mm / inch	mm / inch	mm / inch			
7290	0052547	108.0 / 4.25	8.0 / 0.31	10.5 / 0.41	15.0 / 0.59	0.35–1.25 / 0.01–0.05	Micro-Bevel®	56	10
7291	0052554	108.0 / 4.25	8.0 / 0.31	10.5 / 0.41	15.0 / 0.59	0.35–1.25 / 0.01–0.05	Flush	56	10

END

7293



Angled shape ideal for use in confined spaces



Flush

Part no.	EAN code	A	B	C	G	Capacity	Bevel / Cut result	Weight grams	Pack qty
	731415+	mm / inch	mm / inch	mm / inch	mm / inch	mm / inch			
7293	0052592	108.0 / 4.25	8.0 / 0.31	10.5 / 0.41	8.0 / 0.31	0.35–1.0 / 0.01–0.04	Flush	56	10

Supreme cutters and pliers

SUP SUPREME SERIES MINIATURE END CUTTERS


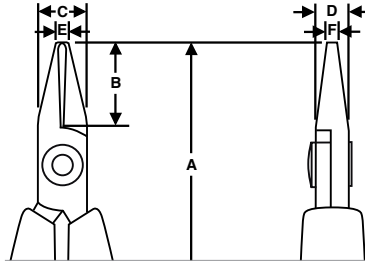
- Material: High performance alloy steel
- Polished and induction hardened to 58–60 HRC
- Precision screw joint that minimizes friction and maximizes alignment of cutting edges
- ESD safe handles in synthetic material with leaf springs
- Cutting capacity is listed for solid copper wire

END

7292



Miniature head ideal for use in confined spaces



Flush

Part no.	EAN code 731415+	A mm / inch	B mm / inch	C mm / inch	D mm / inch	E mm / inch	F mm / inch	Capacity mm / inch	Bevel / Cut result	Weight grams	Pack qty
7292	0052578	115.0 / 4.53	15.0 / 0.59	9.0 / 0.35	6.0 / 0.24	3.2 / 0.13	4.0 / 0.16	0.35-0.8 / 0.01-0.03	Flush	54	10

SUP SUPREME SERIES FLAT NOSE PLIERS

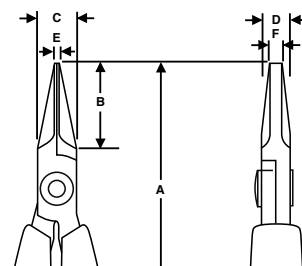
- Material: High performance alloy steel
- Polished and induction hardened to 58–60 HRC
- Precision screw joint that minimizes friction and maximizes jaw alignment
- ESD safe handles in synthetic material with leaf springs

FLAT NOSE

7490



Smooth gripping jaws with radiused edges



Smooth



Flat tip

Part no.	EAN code 731415+	A mm / inch	B mm / inch	C mm / inch	D mm / inch	E mm / inch	F mm / inch	Jaw surface	Weight grams	Pack qty
7490	0052646	120.0 / 4.72	20.0 / 0.79	9.0 / 0.35	6.0 / 0.24	1.2 / 0.05	3.2 / 0.13	Smooth	53	10

Supreme cutters and pliers

SUP SUPREME SERIES ROUND NOSE PLIERS

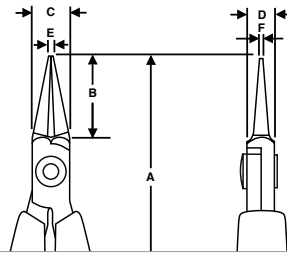
- Material: High performance alloy steel
- Polished and induction hardened to 58–60 HRC
- Precision screw joint that minimizes friction and maximizes jaw alignment
- ESD safe handles in synthetic material with leaf springs

ROUND NOSE

7590



Round jaws with no sharp edges



Smooth



Round tip

Part no.	EAN code 731415+	A mm / inch	B mm / inch	C mm / inch	D mm / inch	E mm / inch	F mm / inch	Jaw surface	Weight grams	Pack qty
7590	0052660	120.0 / 4.72	20.0 / 0.79	9.0 / 0.35	6.0 / 0.24	1.4 / 0.055	0.7 / 0.027	Smooth	54	10

SUP SUPREME SERIES CHAIN NOSE PLIERS

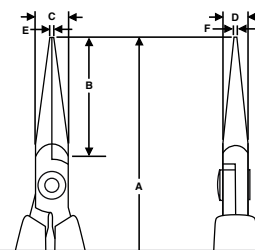
- Material: High performance alloy steel
- Polished and induction hardened to 58–60 HRC
- Precision screw joint that minimizes friction and maximizes jaw alignment
- ESD safe handles in synthetic material with leaf springs
- 32 mm jaws with radiused edges

CHAIN NOSE

7890, 7891



7890 with smooth jaws,
7891 with serrated jaws



Smooth



Serrated



Chain tip

Part no.	EAN code 731415+	A mm / inch	B mm / inch	C mm / inch	D mm / inch	E mm / inch	F mm / inch	Jaw surface	Weight grams	Pack qty
7890	0052691	132.0 / 5.20	32.0 / 1.26	9.0 / 0.35	6.0 / 0.24	1.2 / 0.05	0.8 / 0.03	Smooth	60	10
7891	0052714	132.0 / 5.20	32.0 / 1.26	9.0 / 0.35	6.0 / 0.24	1.2 / 0.05	0.8 / 0.03	Serrated	59	10

SUP SUPREME SERIES BENT NOSE PLIERS

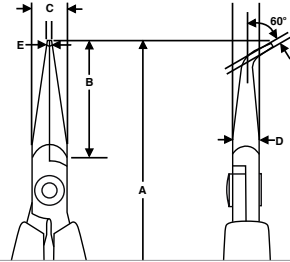
- Material: High performance alloy steel
- Polished and hardened to 58–60 HRC
- Precision screw joint that minimizes friction and maximizes jaw alignment
- ESD safe handles in synthetic material with leaf springs

BENT NOSE

7892



Smooth jaws bent at 60° with radiused edges



Smooth



Chain tip

Part no.	EAN code	A	B	C	D	E	F	Jaw surface	Weight grams	Pack qty
	731415+	mm / inch	mm / inch	mm / inch	mm / inch	mm / inch	mm / inch			
7892	0052738	129.0 / 5.08	29.0 / 1.14	9.0 / 0.35	6.0 / 0.24	1.2 / 0.05	0.8 / 0.03	Smooth	59	10

SUP SUPREME SERIES SNIPE NOSE PLIERS

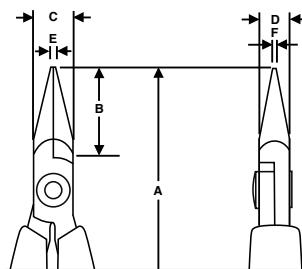
- Material: High performance alloy steel
- Polished and hardened to 58–60 HRC
- Precision screw joint that minimizes friction and maximizes jaw alignment
- ESD safe handles in synthetic material with return spring

SNIPE NOSE

7893



Smooth jaws with radiused edges



Smooth



Chain tip

Part no.	EAN code	A	B	C	D	E	F	Jaw surface	Weight grams	Pack qty
	731415+	mm / inch	mm / inch	mm / inch	mm / inch	mm / inch	mm / inch			
7893	0052769	120.0 / 4.72	20.0 / 0.79	9.0 / 0.35	6.0 / 0.24	1.2 / 0.05	0.8 / 0.03	Smooth	56	10

Supreme cutters and pliers

SUP SUPREME SERIES NEEDLE NOSE PLIERS

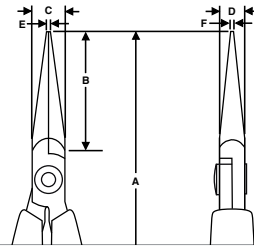
- Material: High performance alloy steel
- Polished and hardened to 58–60 HRC
- Precision screw joint that minimizes friction and maximizes jaw alignment
- ESD safe handles in synthetic material with return spring
- 32 mm jaws with radiused edges

NEEDLE NOSE

7894



Slim long jaws for fine wire work




Smooth



Chain tip

Part no.	EAN code	A	B	C	D	E	F	Jaw surface	Weight grams	Pack qty
	731415+	mm / inch	mm / inch	mm / inch	mm / inch	mm / inch	mm / inch			
7894	0197484	132.0 / 5.20	32.0 / 1.26	9.0 / 0.35	6.0 / 0.24	1.2 / 0.05	0.8 / 0.03	Smooth	56	10



INTRODUCTION HS SERIES

The original ergonomic handtools

In the 1980s one of the pioneers of telecommunications asked us to modify some pliers and cutters. Lindström worked with the customer to develop handles that were longer, softer to the touch and provided more surface area to grip and manipulate the tools. Longer handles had the benefits of avoiding the nerve bundle that passes through the palm of the hand and adding more stability to the tools. The customer loved them! Howard Gittleson, a pioneer of ergonomic handtool research, dubbed this new design HandSaver, which we continue to produce today as the HS handle option.



HS Series cutters and pliers are built around the precise 80 Series precision screw joint

HS pliers and cutters use same leaf springs as 80 Series & Supreme Series tools

The “business end” is the same as standard 80 Series cutters or Supreme Series pliers

ESD safe grips form the first layer of the HS handle system

HS handles can be added to any 80 Series or Supreme Series cutter or pliers. Continued research by Lindström into ergonomic principals, after partnering with a design firm in Sweden and ergonomic experts at the University of Michigan, eventually led to the RX Series design. But it all started with HandSaver handles, which are still very popular and still available today to customers who specify them.



All Lindström HS Series cutters and pliers are ESD safe and safely dissipate electrostatic charges, reducing the possibility of damage to sensitive components.

Warning! Lindström cutters and pliers should never be used on electrified equipment.



Soft foam outer grips provide ESD-safe, highly tactile surface

Overall handle length is increased by more than 30 mm (1.27") to avoid pressure points in palm



HS 8140 small, oval head Micro-Bevel® cutter.



HS 8211 oblique cutter with Flush bevel.



HS 7890 chain nose, smooth jaw pliers.

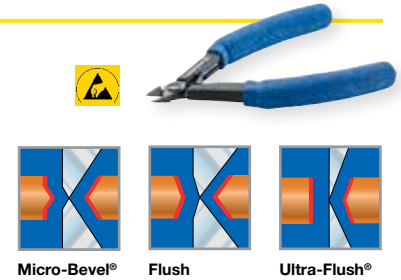
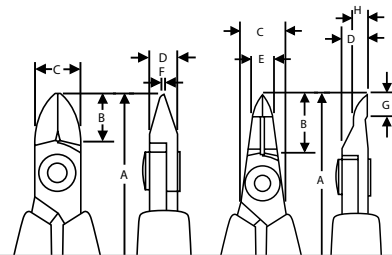


HS 7893 short snipe nose, smooth jaw pliers.

HS HS SERIES CUTTERS

- Long, foam covered handles provide added leverage, an ergonomic grip, and reduced fatigue
- HS handle option can be applied to any standard 80 Series cutters or Supreme Series cutters and pliers
- All HS cutters and pliers are ESD safe, using static dissipative foam grips over conductive spring holders
- Contact Lindström for additional options

HS SERIES CUTTERS



Part no.	EAN code 731415+	A mm / inch	B mm / inch	C mm / inch	D mm / inch	E mm / inch	F mm / inch	G mm / inch	H mm / inch	Capacity mm / inch	Head shape **	Bevel / Cut result ***	Lead catcher option	Weight grams	Pack qty
HS 8130	0107773	140.3 / 5.52	8.0 / 0.31	8.0 / 0.31	5.0 / 0.20	****	0.8 / 0.03	****	****	0.2-1.25 / 0.01-0.05	O	MB	✓	91	10
HS 8131	0107803	140.3 / 5.52	8.0 / 0.31	8.0 / 0.31	5.0 / 0.20	****	0.8 / 0.03	****	****	0.1-1.25 / 0.01-0.05	O	F	✓	91	10
HS 8132	0107810	140.3 / 5.52	8.0 / 0.31	8.0 / 0.31	5.0 / 0.20	****	0.8 / 0.03	****	****	0.1-0.8 / 0.01-0.03	O	UF	✓	91	10
HS 8133	*	140.3 / 5.52	8.0 / 0.31	8.0 / 0.31	5.0 / 0.2	****	0.8 / 0.03	****	****	0.2-1.0 / 0.008-0.04	T	MB	✓	91	10
HS 8134	*	140.3 / 5.52	8.0 / 0.31	8.0 / 0.31	5.0 / 0.2	****	0.8 / 0.03	****	****	0.1-0.8 / 0.004-0.03	T	F	✓	91	10
HS 8135	*	140.3 / 5.52	8.0 / 0.31	8.0 / 0.31	5.0 / 0.2	****	0.8 / 0.03	****	****	0.1-0.5 / 0.004-0.02	T	UF	✓	91	10
HS 8136	*	140.3 / 5.52	8.0 / 0.31	8.0 / 0.31	5.0 / 0.2	****	0.8 / 0.03	****	****	0.1-0.8 / 0.004-0.03	T&R	MB	✓	90	10
HS 8137	*	140.3 / 5.52	8.0 / 0.31	8.0 / 0.31	5.0 / 0.2	****	0.8 / 0.03	****	****	0.1-0.8 / 0.004-0.03	T&R	F	✓	90	10
HS 8138	*	140.3 / 5.52	8.0 / 0.31	8.0 / 0.31	5.0 / 0.2	****	0.8 / 0.03	****	****	0.1-0.5 / 0.004-0.02	T&R	UF	✓	90	10
HS 8140	0107926	142.3 / 5.60	10.0 / 0.39	10.0 / 0.39	6.0 / 0.24	****	0.8 / 0.03	****	****	0.2-1.25 / 0.01-0.05	O	MB	✓	92	10
HS 8141	0107940	142.3 / 5.60	10.0 / 0.39	10.0 / 0.39	6.0 / 0.24	****	0.8 / 0.03	****	****	0.1-1.25 / 0.01-0.05	O	F	✓	92	10
HS 8142	0107964	142.3 / 5.60	10.0 / 0.39	10.0 / 0.39	6.0 / 0.24	****	0.8 / 0.03	****	****	0.1-1.0 / 0.01-0.04	O	UF	✓	92	10
HS 8143	0107988	142.3 / 5.60	10.0 / 0.39	10.0 / 0.39	6.0 / 0.24	****	0.8 / 0.03	****	****	0.2-1.25 / 0.01-0.05	T	MB	✓	91	10
HS 8144	0108008	142.3 / 5.60	10.0 / 0.39	10.0 / 0.39	6.0 / 0.24	****	0.8 / 0.03	****	****	0.2-1.25 / 0.01-0.05	T	F	✓	91	10
HS 8145	0108002	142.3 / 5.60	10.0 / 0.39	10.0 / 0.39	6.0 / 0.24	****	0.8 / 0.03	****	****	0.1-1.0 / 0.01-0.04	T	UF	✓	91	10
HS 8146	9954701	142.3 / 5.60	10.0 / 0.39	10.0 / 0.39	6.0 / 0.24	****	0.8 / 0.03	****	****	0.2-1.0 / 0.01-0.04	T&R	MB	✓	91	10
HS 8147	9955777	142.3 / 5.60	10.0 / 0.39	10.0 / 0.39	6.0 / 0.24	****	0.8 / 0.03	****	****	0.1-1.0 / 0.01-0.04	T&R	F	✓	91	10
HS 8148	0108084	142.3 / 5.60	10.0 / 0.39	10.0 / 0.39	6.0 / 0.24	****	0.8 / 0.03	****	****	0.1-0.8 / 0.01-0.03	T&R	UF	✓	90	10
HS 8149	9953650	146.3 / 5.76	14.0 / 0.55	5.0 / 0.23	6.0 / 0.24	5.0 / 0.23	****	5.0 / 0.23	3.2 / 0.13	0.1-0.6 / 0.01-0.02	TP	F	✓	90	10
HS 8150	0108114	144.8 / 5.70	12.5 / 0.50	12.5 / 0.50	6.0 / 0.24	****	1.2 / 0.05	****	****	0.3-1.6 / 0.01-0.06	O	MB	✓	98	10
HS 8151	9953643	144.8 / 5.70	12.5 / 0.50	12.5 / 0.50	6.0 / 0.24	****	1.2 / 0.05	****	****	0.2-1.6 / 0.01-0.06	O	F	✓	98	10
HS 8152	9954695	144.8 / 5.70	12.5 / 0.50	12.5 / 0.50	6.0 / 0.24	****	1.2 / 0.05	****	****	0.1-1.25 / 0.01-0.05	O	UF	✓	97	10
HS 8153	9953414	144.8 / 5.70	12.5 / 0.50	12.5 / 0.50	6.0 / 0.24	****	1.2 / 0.05	****	****	0.3-1.6 / 0.01-0.06	T	MB	✓	97	10
HS 8154	9953735	144.8 / 5.70	12.5 / 0.50	12.5 / 0.50	6.0 / 0.24	****	1.2 / 0.05	****	****	0.2-1.6 / 0.01-0.06	T	F	✓	97	10
HS 8155	9973511	144.8 / 5.70	12.5 / 0.50	12.5 / 0.50	6.0 / 0.24	****	1.2 / 0.05	****	****	0.2-1.25 / 0.01-0.05	T	UF	✓	97	10
HS 8156	*	144.8 / 5.70	12.5 / 0.50	12.5 / 0.50	6.0 / 0.24	****	1.0 / 0.04	****	****	0.3-1.25 / 0.01-0.05	T&R	MB	✓	97	10
HS 8157	9949264	144.8 / 5.70	12.5 / 0.50	12.5 / 0.50	6.0 / 0.24	****	1.0 / 0.04	****	****	0.2-1.25 / 0.01-0.05	T&R	F	✓	97	10
HS 8158	9949271	144.8 / 5.70	12.5 / 0.50	12.5 / 0.50	6.0 / 0.24	****	1.0 / 0.04	****	****	0.2-1.0 / 0.01-0.04	T&R	UF	✓	97	10
HS 8160	0108305	157.3 / 6.19	16.0 / 0.63	16.0 / 0.63	8.0 / 0.31	****	1.6 / 0.06	****	****	0.4-2.0 / 0.02-0.08	O	MB	✓	136	10

* Tool manufactured to order. Please contact Lindström for more information.
 ** O = Oval. T = Tapered. T&R = Tapered & Relieved. A = Angle. TP = Tip. ED = Transverse End.
 *** MB = Micro-Bevel®. F = Flush. UF = Ultra-Flush®.
 **** Signifies dimensional data is not applicable to this specific tool.

HS HS SERIES CUTTERS (CONTINUED)

Part no.	EAN code 731415+	A mm / inch	B mm / inch	C mm / inch	D mm / inch	E mm / inch	F mm / inch	G mm / inch	Capacity mm / inch	Head shape **	Bevel/ Cut result ***	Lead catcher option	Weight grams	Pack qty
HS 8161	0108329	157.3 / 6.19	16.0 / 0.63	16.0 / 0.63	8.0 / 0.31	****	1.6 / 0.06	****	0.3-2.0 / 0.01-0.08	O	F	✓	136	10
HS 8162	0108343	157.3 / 6.19	16.0 / 0.63	16.0 / 0.63	8.0 / 0.31	****	1.6 / 0.06	****	0.3-1.6 / 0.01-0.06	O	UF	✓	136	10
HS 8163	0108367	157.3 / 6.19	16.0 / 0.63	16.0 / 0.63	8.0 / 0.31	****	1.6 / 0.06	****	0.4-2.0 / 0.02-0.08	T	MB	✓	136	10
HS 8164	0108381	157.3 / 6.19	16.0 / 0.63	16.0 / 0.63	8.0 / 0.31	****	1.6 / 0.06	****	0.3-2.0 / 0.01-0.08	T	F	✓	136	10
HS 8165	0108404	157.3 / 6.19	16.0 / 0.63	16.0 / 0.63	8.0 / 0.31	****	1.6 / 0.06	****	0.3-1.6 / 0.01-0.06	T	UF	✓	136	10
HS 8166	*	125.0 / 4.92	16.0 / 0.63	16.0 / 0.63	8.0 / 0.31	****	1.6 / 0.06	****	0.4-1.5 / 0.02-0.06	T&R	MB	✓	139	10
HS 8167	*	125.0 / 4.92	16.0 / 0.63	16.0 / 0.63	8.0 / 0.31	****	1.6 / 0.06	****	0.3-1.5 / 0.01-0.06	T&R	F	✓	139	10
HS 8168	*	125.0 / 4.92	16.0 / 0.63	16.0 / 0.63	8.0 / 0.31	****	1.6 / 0.06	****	0.3-1.25 / 0.01-0.05	T&R	UF	✓	139	10
HS 8211	9944146	142.3 / 5.60	9.5 / 0.37	10.0 / 0.39	6.0 / 0.24	****	****	4.1 / 0.16	0.2-1.2 / 0.01-0.05	A 20°	F	✓	91	10
HS 8247	0108480	149.8 / 5.90	18.0 / 0.71	10.0 / 0.39	6.0 / 0.24	****	****	6.7 / 0.26	0.2-1.0 / 0.01-0.04	A 45°	F	✓	99	10
HS 8248	0108503	149.8 / 5.90	18.0 / 0.71	10.0 / 0.39	6.0 / 0.24	****	****	6.7 / 0.26	0.2-0.8 / 0.01-0.03	A 45°	F	✓	99	10
HS 7190	*	141.3 / 5.56	9.0 / 0.35	9.0 / 0.35	6.0 / 0.24	****	1.0 / 0.04	****	0.2-1.0 / 0.01-0.05	T	MB	✓	98	10
HS 7191	*	141.3 / 5.56	9.0 / 0.35	9.0 / 0.35	6.0 / 0.24	****	1.0 / 0.04	****	0.1-1.0 / 0.01-0.05	T	F	✓	98	10
HS 7280	*	150.3 / 5.91	18.0 / 0.71	9.0 / 0.35	6.0 / 0.24	****	****	3.5 / 0.14	0.2-0.8 / 0.01-0.03	A	F		102	10
HS 7285	*	152.3 / 5.99	20.0 / 0.79	9.0 / 0.35	6.0 / 0.24	****	****	6.0 / 0.26	0.2-1.0 / 0.01-0.04	A	F		103	10
HS 7290	*	140.3 / 5.52	8.0 / 0.31	10.5 / 0.41	6.0 / 0.24	****	****	15.0 / 0.59	0.35-1.25 / 0.01-0.05	A	MB		103	10
HS 7291	9944115	140.3 / 5.52	8.0 / 0.31	10.5 / 0.41	6.0 / 0.24	****	****	15.0 / 0.59	0.35-1.25 / 0.01-0.05	A	F		103	10
HS 7292	9960692	147.3 / 5.80	15.0 / 0.59	9.0 / 0.35	6.0 / 0.24	3.2 / 0.13	4.0 / 0.16	****	0.35-0.8 / 0.01-0.03	ED	F		101	10
HS 7293	*	140.3 / 5.52	8.0 / 0.31	10.5 / 0.41	6.0 / 0.24	****	****	8.0 / 0.31	0.35-1.0 / 0.01-0.04	A	F		103	10

* Tool manufactured to order. Please contact Lindström for more information.

** O = Oval. T = Tapered. T&R = Tapered & Relieved. A = Angle. TP = Tip. ED = Transverse End.

*** MB = Micro-Bevel®. F = Flush. UF = Ultra-Flush®.

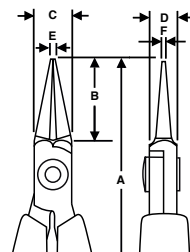
**** Signifies dimensional data is not applicable to this specific tool.

HS HS SERIES PLIERS

- Long, foam covered handles provide added leverage, an ergonomic grip, and reduced fatigue
- HS handle option can be applied to any standard 80 Series cutters or Supreme Series cutters and pliers
- All HS cutters and pliers are ESD safe, using static dissipative foam grips over conductive spring holders
- Contact Lindström for additional options

HS SERIES PLIERS

HS 7450-HS 7894



Smooth



Serrated



Flat tip



Round tip



Chain tip

Part no.	EAN code 731415+	A mm / inch	B mm / inch	C mm / inch	D mm / inch	E mm / inch	F mm / inch	Head shape	Jaw surface	Tip shape	Weight grams	Pack qty
HS 7490	9953704	152.3 / 5.99	20.0 / 0.79	9.0 / 0.35	6.0 / 0.24	1.2 / 0.05	3.2 / 0.13	Flat Nose	Smooth	Flat	100	10
HS 7590	0109395	152.3 / 5.99	20.0 / 0.79	9.0 / 0.35	6.0 / 0.24	1.4 / 0.055	0.7 / 0.027	Round Nose	Smooth	Round	101	10
HS 7890	0109401	164.3 / 6.47	32.0 / 1.26	9.0 / 0.35	6.0 / 0.24	1.2 / 0.05	0.8 / 0.03	Chain Nose	Smooth	Chain	105	10
HS 7891	0109425	164.3 / 6.47	32.0 / 1.26	9.0 / 0.35	6.0 / 0.24	1.2 / 0.05	0.8 / 0.03	Chain Nose	Serrated	Chain	106	10
HS 7892	0109432	161.3 / 6.35	29.0 / 1.14	9.0 / 0.35	6.0 / 0.24	1.2 / 0.05	0.8 / 0.03	Bent Nose	Smooth	Chain	106	10
HS 7893	0109456	152.3 / 5.99	20.0 / 0.79	9.0 / 0.35	6.0 / 0.24	1.2 / 0.05	0.8 / 0.03	Snipe Nose	Smooth	Chain	103	10
HS 7894	*	164.3 / 6.47	32.0 / 1.26	9.0 / 0.35	6.0 / 0.24	1.2 / 0.05	0.8 / 0.03	Needle Nose	Smooth	Chain	102	10

* Tool manufactured to order. Please contact Lindström for more information.

INTRODUCTION LF SERIES

Lindström LF Series, for use in designated Lead-Free work zones

Lindström started by solving a problem: how to cut hard wire used to make fish hooks. From there the tasks didn't get any easier because jewelers and watchmakers adopted Lindström cutters as their tool of choice. Over time, other areas of concern have been identified and addressed within our customers' applications. ESD and cleanroom use are important to some, ROHS compliance and traceability are important to others. And we've responded with products – and in some cases proof that our products are already compliant – to address each of these environmental concerns.

Lead-free assembly areas are vitally important to many manufacturers. Some of our customers have set up completely segregated production zones in which only products used exclusively in lead-free assembly are allowed. To help identify which Lindström pliers or cutters are used in Pb-free areas, we offer green ESD safe grips in the industry-standard color for “get the lead out” zones.

Lindström LF Series grips can be substituted for standard handles on any 80 Series or Supreme Series cutters and pliers.

Simply *being* green can be a big help!



All Lindström LF Series cutters are ESD safe and safely dissipate electrostatic charges, reducing the possibility of damage to sensitive components.

Warning! Lindström cutters and pliers should never be used on electrified equipment.



LF 8140 oval head Micro-Bevel® cutter, our most popular type.




LF 8144 small tapered Flush cutter, good for limited access applications.



LF 8132 oval Ultra-Flush® cutter for truly flush cuts unmatched by other brands.



LF 7890 chain nose pliers for bending wire in lead-free areas.



LF 7893 snipe nose pliers, like other in this range, can be fitted with our green LF handles.



The lead free icon employed by many manufacturers uses Pb, the symbol for lead from the periodic table of elements. Lindström LF tools are offered for use in lead free assembly areas, and our handles are the industry standard green to identify their purpose.

Contact Lindström for more information regarding technical specifications and ordering details.

LF Series tools are manufactured to order.

INTRODUCTION SPECIALLY ENGINEERED TOOLS

Unique tools for every situation

Lindström customers are innovators, pushing the envelope, developing new technologies and building new industries. When presented with a need to prepare prototypes, insert or extract unique components, or cut proprietary hard wire, our customers turn to Lindström for Specially Engineered Tools.

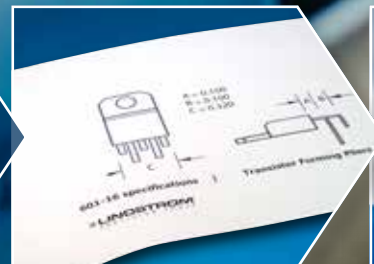
Lindström has developed tools used in specialized applications for the largest names in medical device manufacturing and for small start-up companies developing new technology. Every project receives the same attention to detail and a tool that is right for the job at hand.

To make the process easy Lindström has no minimum order on Specially Engineered Tools. Our tool designers and manufacturers representatives work directly with production engineers to ensure success. We thrive on solving problems with our customers.

Contact one of our authorized distributors, manufacturers representatives or our office directly to start the process of designing your special tool today (specials.usa@lindstromtools.com).

The Lindström Design Process

The Lindström staff can design special application tools by working from “before” and “after” components, engineering drawings, or prototypes. We even build tools drawn on the back of a napkin. It’s that easy!



A customer provides an idea for a specially engineered transistor tool.



Every project begins with a blank tool.



The tools featured here and on the following pages are a small sample of over 1,500 different designs that we have manufactured so far. Several handle options are available on Special Tools.



8154PSP cutter trims stents precisely.



331A-31 bend and cut pliers create precise two-angle bend and cuts lead the same length every time.



RX 601 forming pliers leave a standoff in wire and on LED leads.



202A cut and clench pliers leave a swaged, bent lead end that clenches the PCB.



7292MI micro-mini end cutter is used to cut wire inside a mini connector.



Lindström tool designer shapes the tool according to customer specifications.



Finished Transistor Forming Pliers RX 601-16 ready for delivery!

IC INSERTION/EXTRACTION TOOLS & IC CUTTERS

IC INSERTION/EXTRACTION TOOL

7992

- The 7990-7993 family of insertion tools can be used for ICs or DIPs from 4 pin to 64 pin
- To order, indicate total number of pins on IC/DIP and length of package
- Tool length: 4.5 in. / 114.3 mm
- Picture shows 80 Series handle



IC CUTTER

RX 501

- IC cutters can be produced to cut up to 10 pins simultaneously
- Standoff length is typically .040" (1 mm) but can vary according to specifications
- To order, indicate total number of pins on IC and standoff length. Example: For 14 pin IC, order Part no. 501-14
- Tool length: 6 in. / 152.4 mm
- Tool can be produced with RX, 80 Series or HS handles as specified by end user




COAXIAL CABLE CONNECTOR TOOL

801C

- Reduces possibility of marred connector threads
- Tool length: 6 in. / 152.4 mm
- Picture shows ESD safe foam handle



STANDOFF CUTTERS



STRAIGHT STANDOFF SHEAR CUTTER .075"

111A


- Uncut lead capacity: 1.000" / 25.4 mm
- Cuts leads to length as needed
- Standard length is .075" (1.9 mm) but varies according to specifications
- Cutter can be used on 16 AWG (1.295 mm) solid copper and also trims wire wrap pins
- To order other than .075" standoff, specify length (Example: For .065" standoff, order Part no. 111A-065)
- Tool length: 6 in. / 152.4 mm
- Picture shows Supreme Series handle



STRAIGHT STANDOFF SHEAR CUTTER .040"

112A

- Uncut lead capacity: .75" / 19 mm
- Anti-shock lead trimmer for use on 20 AWG (.813 mm) copper wire or smaller
- Standoff is .040" (1 mm) unless otherwise specified
- To order other than .040" standoff, specify length (Example: For .030" standoff, order Part no. 112A-030)
- Tool length: 4.5 in. / 114.3 mm
- Picture shows Supreme Series handle



OBLIQUE STANDOFF SHEAR CUTTER .045"

121A

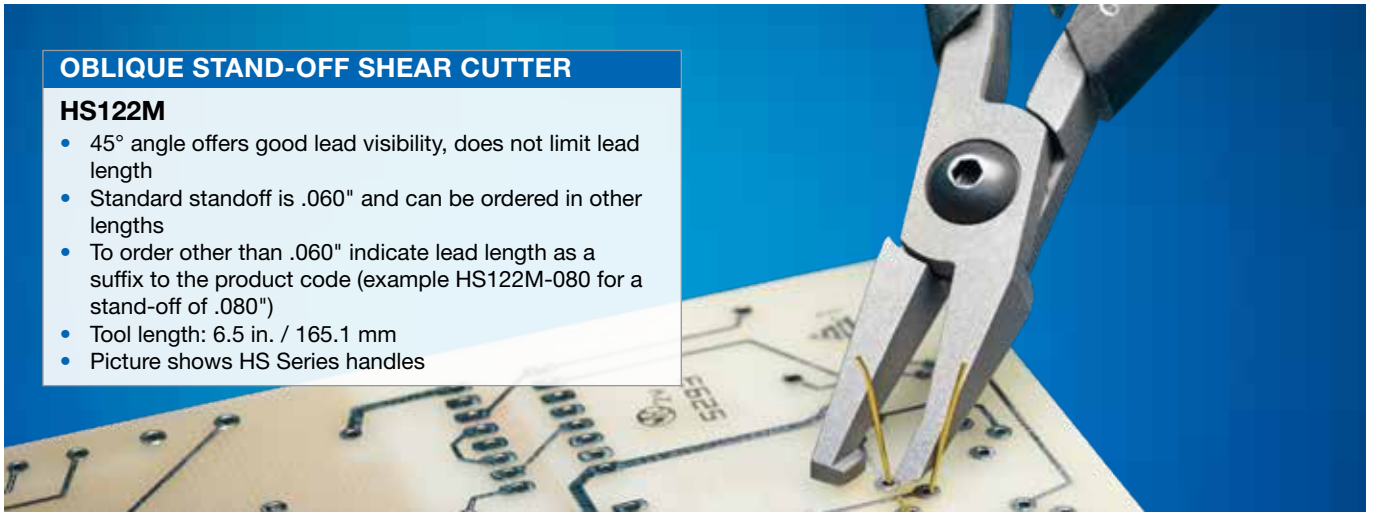
- Similar to 111A, heavy-duty type, featuring a 45° angle to allow clearance for longer leads
- Standoff is .045" (1.14 mm) unless otherwise specified
- To order other than .045" standoff, specify length (Example: For .035" standoff, order Part no. 121A-035)
- Tool length: 6 in. / 152.4 mm
- Picture shows Supreme Series handle
- Tool can be produced with RX, 80 Series or HS handles as specified by end user

STANDOFF CUTTERS

OBLIQUE STAND-OFF SHEAR CUTTER

HS122M

- 45° angle offers good lead visibility, does not limit lead length
- Standard standoff is .060" and can be ordered in other lengths
- To order other than .060" indicate lead length as a suffix to the product code (example HS122M-080 for a stand-off of .080")
- Tool length: 6.5 in. / 165.1 mm
- Picture shows HS Series handles

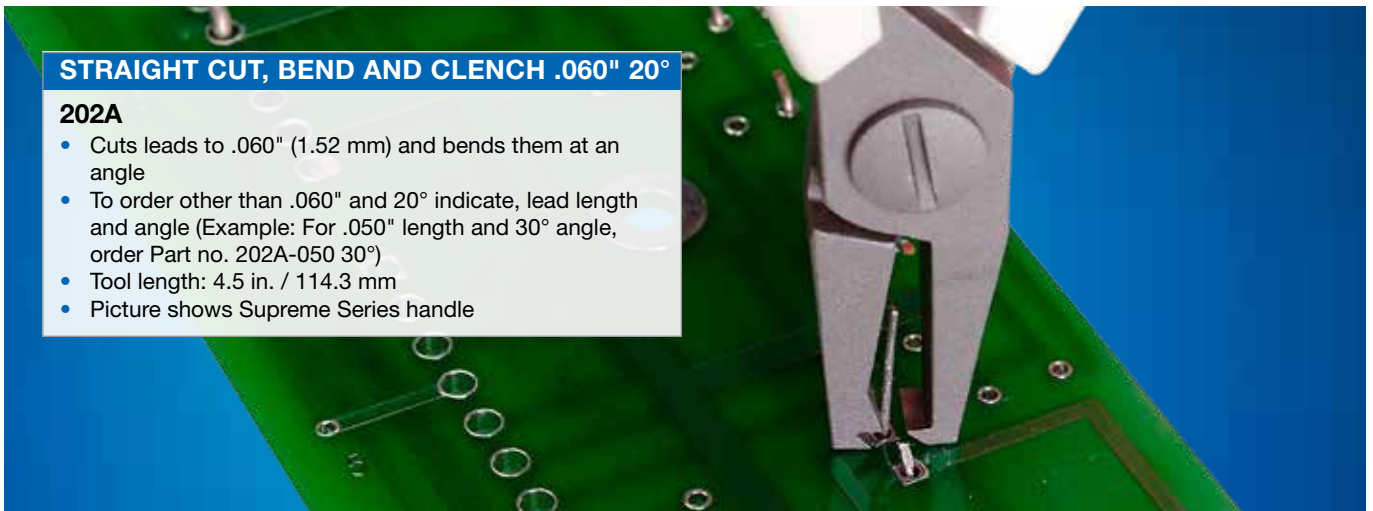


CUT AND BEND

STRAIGHT CUT, BEND AND CLENCH .060" 20°

202A

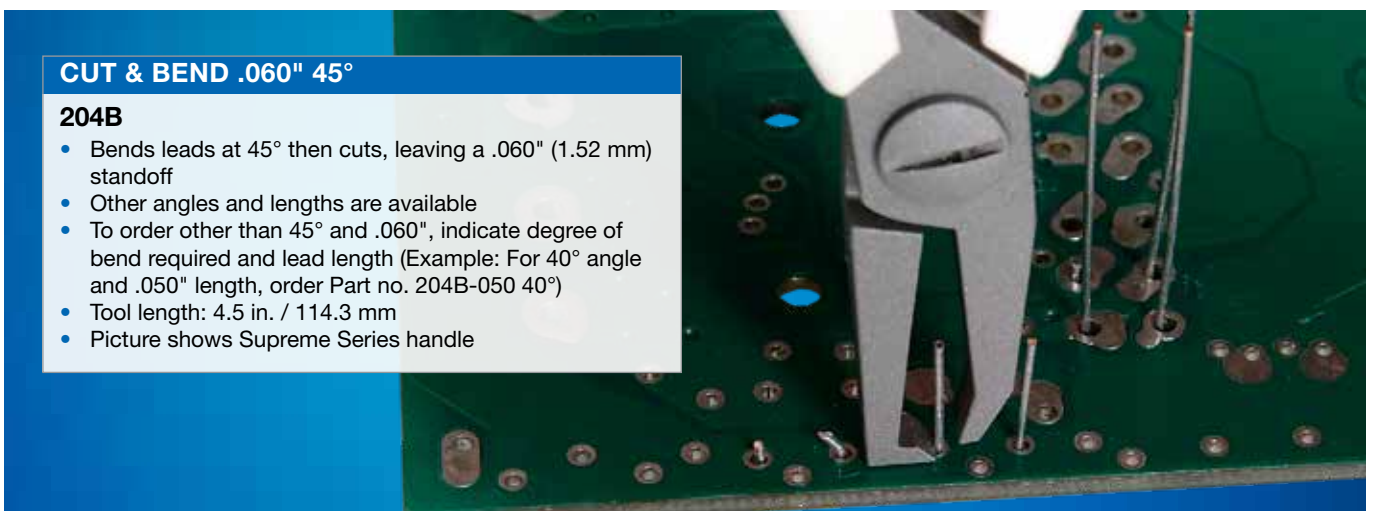
- Cuts leads to .060" (1.52 mm) and bends them at an angle
- To order other than .060" and 20° indicate, lead length and angle (Example: For .050" length and 30° angle, order Part no. 202A-050 30°)
- Tool length: 4.5 in. / 114.3 mm
- Picture shows Supreme Series handle



CUT & BEND .060" 45°

204B

- Bends leads at 45° then cuts, leaving a .060" (1.52 mm) standoff
- Other angles and lengths are available
- To order other than 45° and .060", indicate degree of bend required and lead length (Example: For 40° angle and .050" length, order Part no. 204B-050 40°)
- Tool length: 4.5 in. / 114.3 mm
- Picture shows Supreme Series handle




CUT AND BEND

OBLIQUE CUT, BEND AND CLENCH .060" 20°

212A

- Similar to 202A featuring an oblique angle that offers improved lead visibility and accommodates longer leads
- To order other than .060" and 20°, indicate lead length and angle (Example: For .055" length and 35° angle, order Part no. 212A-055 35°)
- Tool length: 6 in. / 152.4 mm
- Picture shows Supreme Series handle

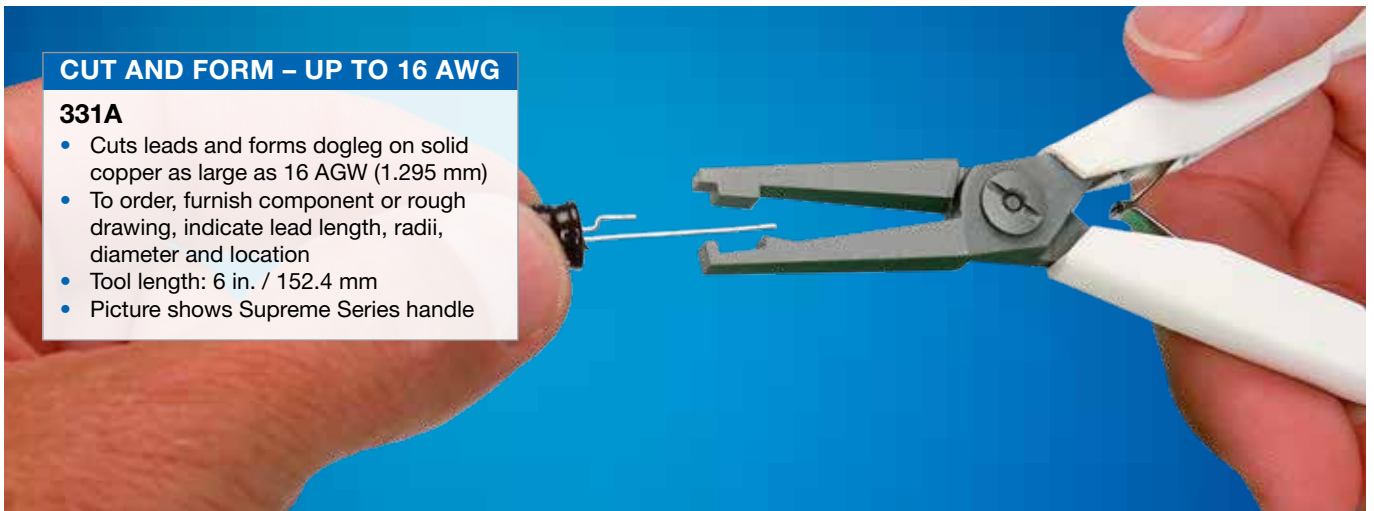


CUT AND FORM

CUT AND FORM – UP TO 16 AWG

331A


- Cuts leads and forms dogleg on solid copper as large as 16 AGW (1.295 mm)
- To order, furnish component or rough drawing, indicate lead length, radii, diameter and location
- Tool length: 6 in. / 152.4 mm
- Picture shows Supreme Series handle



CUT AND FORM – UP TO 16 AWG

341A

- Cuts leads to length and forms stress relief in component leads up to 16 AWG (1.9 mm) solid copper
- To order, furnish component or rough drawing, indicate lead length, radii, diameter and location
- Tool length: 6 in. / 152.4 mm
- Picture shows Supreme Series handle




LEADFORMERS

FLAT PACK LEADFORMER

RX304D

- Cuts and forms multi-lead flat packs
- To order, indicate length from component body to bend, angle of bend and length of tail
- Tool length: 6 in. / 152.4 mm
- Picture shows RX Series handle



LEADFORMER – STRESS RELIEF UP TO 16 AWG

601A

- Forms leads for stress relief up to 16 AWG (1.9 mm) solid copper
- To order, indicate lead length (minimum/maximum) from component body to P.C. board and lead diameter
- Tool length: 6 in. / 152.4 mm
- Picture shows Supreme Series handle



45° OBLIQUE LEADFORMER – UNLIMITED LENGTH

614A

- Adds stress relief to leads in high density board population applications
- Allows unlimited lead length forming with high visibility
- To order, indicate lead length (minimum/maximum) from component body to P.C. board and lead diameter
- Tool length: 6 in. / 152.4 mm
- Picture shows Supreme Series handle



CUTTERS



CUTTERS

CUTTER

8160PS


- Made for hard wire applications
- Medical device manufacturing of pacemaker coils, stents, catheters
- PS cutting edge technology available in many different models and 8130-8160 sizes
- Picture shows 80 Series handle



MICRO-MINI END CUTTER

7292MI

- Specially engineered mini end cutter
- For micro-applications where access is a concern
- Designed to customer specifications
- Picture shows Supreme Series handle



CUSTOM FORMING PLIERS

CUSTOM LEADFORMER

RX 601-16

- Specially engineered leadforming pliers
- Turns 5 equal-length leads into 3 long and 2 short leads
- Typically used on transistors
- Picture shows RX Series handle



Tweezers




*High quality Lindström tweezers 7-SA-ET with ESD
safe Ergo Touch grips*

High-performing and precise Tweezers

Lindström's tweezers offer perfect balance, tip alignment and symmetry as well as a wide variety of materials and designs. Our tweezers meet the most sophisticated and demanding requirements of our customers: SMD handling, mini Ergo models, cleanroom and ESD environments. We also make special tweezers for unique applications.





7-SA-ET high quality Lindström tweezers with ESD safe Ergo Touch grips.



29D-SA reverse action tweezers can be used to safely hold components for placement.



249CFR-SA carbon fiber tweezers, with replaceable tips, is often used in laboratory and medical industries to handle sensitive components.

LINDSTRÖM TWEEZERS STYLES

Lindström Tweezers styles for every application

**SMD ▲**



Smooth edges and a wide choice of tips and angles assure ease of component handling and protection of board surfaces.
Picture shows SM104-SA.

**◀ Fiber Tip**

Minimizes scratching and damage to delicate surfaces, high-temperature ESD safe tips.
Picture shows 248CF-SA.

**▲ Carbon Fiber Tweezers with Replaceable Tips**

ESD safe for use on sensitive electronic assemblies. Good heat resistance (150°C / 300°F) for positioning components and devices in high-temperature environments. Very high rigidity and strength for precise applications. Polyamide-based carbon fiber offers excellent chemical resistance.
Picture shows 249CFR-SA.



◀ **General Purpose**

Very accurate finish for a wide variety of applications from electronics to bio medical uses. Extremely accurate serration quality. Different lengths, thicknesses and angles for every application. Stainless and/or anti-magnetic/anti-acid steel.

Picture shows 119-SA.

▲ **Extra Strength, General Purpose**

Large and strong tips with perfect balance, symmetry and alignment for demanding tasks of all types.

Picture shows 475-SA.

▶ **Component Handling**

Anti-magnetic/anti-acid steel.

Picture shows 571-SA.



◀ **NC High Precision Super Alloy**

High fatigue resistance, very high shape retention, heat-resistant to 800°C / 1470°F. Excellent for medical applications.

Picture shows 7-NC.

▶ **Ceramic Tip Tweezers**

Electrically insulative, and stable at high temperature. Very hard surface, high flexural strength and fracture toughness. Extreme corrosion resistance.

Picture shows 7MZ-SA.



◀ **SL Series Tweezers**

Competitively priced, high quality tweezers. ESD safe for secure use in electronics assembly. Anti-acid stainless steel for durable performance.

Picture shows 7A-SA-SL.



▲ **High Precision**

Fine points, perfect alignment, polished edges and anti-glare satin finish for the most demanding work, particularly under magnification.

Picture shows 00B-SA.

▶ **Ergo Touch Tweezers**

Tactile grips for increased precision and reduced fatigue. Static dissipative grips offer added comfort.

Picture shows 51S-SA-ET.



HIGH PRECISION TWEEZERS


- Highest quality Swiss made tweezers
- Precise tips, with great attention to detail
- S – Higher carbon stainless steel, when strength and hardness are of highest concern
- SA – Standard material is ESD safe, anti-magnetic stainless steel
- NC – Super Alloy (Ni-Cr-Mo) is six times harder than SA, anti-magnetic
- TA – Titanium alloy, anti-magnetic, very high heat resistance (1600°F, 800°C)
- BR – Brass (copper-zinc alloy) anti-magnetic, good for scratch sensitive parts

FLAT EDGE, FINE TIPS

0



NC version also available as Ergo Touch (ET) style, see page 103 for details.



Part no.	EAN code 731415+	L mm / inch	Weight grams	Pack qty
0-SA	0109593	120 / 4.72	14	1
0-NC	0120026	120 / 4.72	21	1

FLAT EDGE, FINE TIPS

0C9



Available as Ergo Touch (ET) style in NC material, see page 103 for details.



Part no.	EAN code 731415+	L mm / inch	Weight grams	Pack qty
0C9-SA	0109586	90 / 3.54	7	1

FLAT EDGE, THICK TIPS

00



Also available as Ergo Touch (ET) style, see page 103 for details.



Part no.	EAN code 731415+	L mm / inch	Weight grams	Pack qty
00-SA	0109579	120 / 4.72	22	1

THICK TIPS & SERRATED GRIPS

00B



Part no.	EAN code 731415+	L mm / inch	Weight grams	Pack qty
00B-SA	0115402	120 / 4.72	21	1

SERRATED TIPS AND GRIPS

00D



Part no.	EAN code 731415+	L mm / inch	Weight grams	Pack qty
00D-SA	0109562	120 / 4.72	21	1

HIGH PRECISION TWEEZERS


- Highest quality Swiss made tweezers
- Precise tips, with great attention to detail
- S – Higher carbon stainless steel, when strength and hardness are of highest concern
- SA – Standard material is ESD safe, anti-magnetic stainless steel
- NC – Super Alloy (Ni-Cr-Mo) is six times harder than SA, anti-magnetic
- TA – Titanium alloy, anti-magnetic, very high heat resistance (1600°F, 800°C)
- BR – Brass (copper-zinc alloy) anti-magnetic, good for scratch sensitive parts

STRONG, SEMI-FINE PRECISION TIP

000



Also available as Ergo Touch (ET) style, see page 103 for details.



Part no.	EAN code 731415+	L mm / inch	Weight grams	Pack qty
000-SA	0120028	120 / 4.72	20	1

STRONG, STRAIGHT FINE

1



Part no.	EAN code 731415+	L mm / inch	Weight grams	Pack qty
1-SA	0109647	120 / 4.72	15	1
1-S	0120161	120 / 4.72	15	1
1-NC	0120178	120 / 4.72	15	1
1-TA	0120185	120 / 4.72	15	1

SHARP FINE TIPS

2



Part no.	EAN code 731415+	L mm / inch	Weight grams	Pack qty
2-SA	0110117	120 / 4.72	15	1
2-S	0120031	120 / 4.72	15	1
2-NC	0120192	120 / 4.72	15	1
2-BR	0120208	120 / 4.72	15	1

STRAIGHT BLUNT TIPS

2A



Also available as Ergo Touch (ET) style, see page 103 for details.



Part no.	EAN code 731415+	L mm / inch	Weight grams	Pack qty
2A-SA	0110100	120 / 4.72	15	1
2A-S	0120032	120 / 4.72	15	1
2A-NC	0120215	120 / 4.72	15	1
2A-TA	0120222	120 / 4.72	15	1

HIGH PRECISION TWEEZERS

- Highest quality Swiss made tweezers
- Precise tips, with great attention to detail
- S – Higher carbon stainless steel, when strength and hardness are of highest concern
- SA – Standard material is ESD safe, anti-magnetic stainless steel
- NC – Super Alloy (Ni-Cr-Mo) is six times harder than SA, anti-magnetic
- TA – Titanium alloy, anti-magnetic, very high heat resistance (1600°F, 800°C)
- BR – Brass (copper-zinc alloy) anti-magnetic, good for scratch sensitive parts

CURVED BLUNT

2AB



Also available as Ergo Touch (ET) style, see page 104 for details.



Part no.	EAN code 731415+	L mm / inch	Weight grams	Pack qty
2AB-SA	0110094	120 / 4.72	15	1
2AB-TA	0120239	120 / 4.72	15	1

VERY SHARP TIPS

3



Also available as Ergo Touch (ET) style, see page 104 for details.



Part no.	EAN code 731415+	L mm / inch	Weight grams	Pack qty
3-SA	0110162	120 / 4.72	13	1
3-S	0120246	120 / 4.72	15	1
3-NC	0120033	120 / 4.72	13	1
3-TA	0110179	120 / 4.72	9	1

VERY SHARP TIPS

3C



Also available as Ergo Touch (ET) style, see page 104 for details.




Part no.	EAN code 731415+	L mm / inch	Weight grams	Pack qty
3C-SA	0110148	110 / 4.33	12	1
3C-NC	0120034	110 / 4.33	7	1
3C-TA	0110155	110 / 4.33	7	1
3C-BR	0120058	110 / 4.33	10	1

EXTRA FINE TIPS

4



Also available as Ergo Touch (ET) style, see page 104 for details.




Part no.	EAN code 731415+	L mm / inch	Weight grams	Pack qty
4-SA	0120036	110 / 4.33	13	1
4-S	0120253	110 / 4.33	15	1
4-NC	0120035	110 / 4.33	13	1
4-TA	0120260	110 / 4.33	15	1

HIGH PRECISION TWEEZERS

- Highest quality Swiss made tweezers
- Precise tips, with great attention to detail
- S – Higher carbon stainless steel, when strength and hardness are of highest concern
- SA – Standard material is ESD safe, anti-magnetic stainless steel
- NC – Super Alloy (Ni-Cr-Mo) is six times harder than SA, anti-magnetic
- TA – Titanium alloy, anti-magnetic, very high heat resistance (1600°F, 800°C)
- BR – Brass (copper-zinc alloy) anti-magnetic, good for scratch sensitive parts

EXTRA FINE AND STRONG

4A



Part no.	EAN code 731415+	L mm / inch	Weight grams	Pack qty
4A-SA	0110193	110 / 4.33	13	1

EXTRA FINE SMOOTH TIPS

5



Also available as Ergo Touch (ET) style, see page 104 for details.



Part no.	EAN code 731415+	L mm / inch	Weight grams	Pack qty
5-SA	0110247	110 / 4.33	12	1
5-S	0120038	110 / 4.33	12	1
5-NC	0120037	110 / 4.33	12	1
5-TA	0110254	110 / 4.33	7	1

EXTRA FINE SMOOTH TIPS

5A



Part no.	EAN code 731415+	L mm / inch	Weight grams	Pack qty
5A-SA	0110216	115 / 4.53	13	1

EXTRA FINE BENT TIPS

5B




Part no.	EAN code 731415+	L mm / inch	Weight grams	Pack qty
5B-SA	0110223	110 / 4.33	13	1
5B-NC	0120039	110 / 4.33	13	1

HIGH PRECISION TWEEZERS

- Highest quality Swiss made tweezers
- Precise tips, with great attention to detail
- S – Higher carbon stainless steel, when strength and hardness are of highest concern
- SA – Standard material is ESD safe, anti-magnetic stainless steel
- NC – Super Alloy (Ni-Cr-Mo) is six times harder than SA, anti-magnetic
- TA – Titanium alloy, anti-magnetic, very high heat resistance (1600°F, 800°C)
- BR – Brass (copper-zinc alloy) anti-magnetic, good for scratch sensitive parts

EXTRA FINE DOUBLE BENT TIPS


5C



Part no.	EAN code 731415+	L mm / inch	Weight grams	Pack qty
5C-SA	0110230	115 / 4.53	13	1

FLAT ANGLED TIPS

6




Part no.	EAN code 731415+	L mm / inch	Weight grams	Pack qty
6-SA	0110261	115 / 4.53	15	1

FINE CURVED TIPS

7



Also available as Ergo Touch (ET) style, see page 105 for details.




Part no.	EAN code 731415+	L mm / inch	Weight grams	Pack qty
7-SA	0110292	115 / 4.53	13	1
7-S	0120041	115 / 4.53	13	1
7-NC	0120040	115 / 4.53	13	1
7-TA	0120043	115 / 4.53	15	1

STRONG CURVED TIPS

7A



Also available as Ergo Touch (ET) style, see page 105 for details.




Part no.	EAN code 731415+	L mm / inch	Weight grams	Pack qty
7A-SA	0110285	115 / 4.53	14	1

HIGH PRECISION TWEEZERS

- Highest quality Swiss made tweezers
- Precise tips, with great attention to detail
- S – Higher carbon stainless steel, when strength and hardness are of highest concern
- SA – Standard material is ESD safe, anti-magnetic stainless steel
- NC – Super Alloy (Ni-Cr-Mo) is six times harder than SA, anti-magnetic
- TA – Titanium alloy, anti-magnetic, very high heat resistance (1600°F, 800°C)
- BR – Brass (copper-zinc alloy) anti-magnetic, good for scratch sensitive parts

SERRATED TIPS AND GRIPS


10G



Part no.	EAN code 731415+	L mm / inch	Weight grams	Pack qty
10G-SA	0109609	110 / 4.33	13	1

STRONG TIPS, NICKEL PLATE


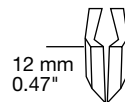
11



Part no.	EAN code 731415+	L mm / inch	Weight grams	Pack qty
11-N	0116058	120 / 4.72	15	1

TAPERED CUTTING TIPS, CARBON STEEL


15A




Part no.	EAN code 731415+	L mm / inch	Weight grams	Pack qty
15A	0109616	115 / 4.53	27	1

PARALLEL CUTTING TIPS, CARBON STEEL

15AGW




Also available as ET style, see page 105.



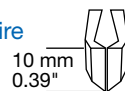
Part no.	EAN code 731415+	L mm / inch	Weight grams	Pack qty
15AGW	0109623	120 / 4.72	26	1

PARALLEL CUTTING TIPS, CARBIDE INSERT

15AGWHM



Hard wire



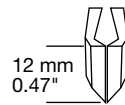
Part no.	EAN code 731415+	L mm / inch	Weight grams	Pack qty
15AGWHM-SA	0120029	120 / 4.72	26	1

HIGH PRECISION TWEEZERS

- Highest quality Swiss made tweezers
- Precise tips, with great attention to detail
- S – Higher carbon stainless steel, when strength and hardness are of highest concern
- SA – Standard material is ESD safe, anti-magnetic stainless steel
- NC – Super Alloy (Ni-Cr-Mo) is six times harder than SA, anti-magnetic
- TA – Titanium alloy, anti-magnetic, very high heat resistance (1600°F, 800°C)
- BR – Brass (copper-zinc alloy) anti-magnetic, good for scratch sensitive parts

NARROW CUTTING TIPS, CARBON STEEL

15AP



Part no.	EAN code 731415+	L mm / inch	Weight grams	Pack qty
15AP	0109630	115 / 4.53	27	1

STRONG FINE TIPS

27



Part no.	EAN code 731415+	L mm / inch	Weight grams	Pack qty
27-SA	0109654	130 / 5.12	15	1

EXTRA SHARP, BENT TIPS

51S



Also available as Ergo Touch (ET) style, see page 105 for details.



Part no.	EAN code 731415+	L mm / inch	Weight grams	Pack qty
51S-SA	0110209	115 / 4.53	13	1

LONG, FINE, BENT TIPS

65A



Part no.	EAN code 731415+	L mm / inch	Weight grams	Pack qty
65A-SA	0110278	140 / 5.51	12	1

STRONG TIPS, SERRATED GRIPS

AC



Part no.	EAN code 731415+	L mm / inch	Weight grams	Pack qty
AC-SA	0110308	110 / 4.33	18	1

HIGH PRECISION TWEEZERS

- Highest quality Swiss made tweezers
- Precise tips, with great attention to detail
- S – Higher carbon stainless steel, when strength and hardness are of highest concern
- SA – Standard material is ESD safe, anti-magnetic stainless steel
- NC – Super Alloy (Ni-Cr-Mo) is six times harder than SA, anti-magnetic
- TA – Titanium alloy, anti-magnetic, very high heat resistance (1600°F, 800°C)
- BR – Brass (copper-zinc alloy) anti-magnetic, good for scratch sensitive parts

FLAT SQUARE-END TIPS


F



Part no.	EAN code 731415+	L mm / inch	Weight grams	Pack qty
F-SA	0109883	120 / 4.72	15	1

MINI WITH SERRATED TIPS & GRIPS

M00D



Part no.	EAN code 731415+	L mm / inch	Weight grams	Pack qty
M00D-SA	0109586	90 / 3.54	15	1

MINI WITH FLAT, SHARP, FINE TIPS

M2



Part no.	EAN code 731415+	L mm / inch	Weight grams	Pack qty
M2-SA	0120369	90 / 3.54	15	1

MINI WITH ROUNDED FLAT TIPS


M2A



Part no.	EAN code 731415+	L mm / inch	Weight grams	Pack qty
M2A-SA	0120376	80 / 3.15	15	1

MINI WITH SHARP, FINE TIPS

M3




Part no.	EAN code 731415+	L mm / inch	Weight grams	Pack qty
M3-SA	0120154	90 / 3.54	15	1

HIGH PRECISION TWEEZERS

- Highest quality Swiss made tweezers
- Precise tips, with great attention to detail
- S – Higher carbon stainless steel, when strength and hardness are of highest concern
- SA – Standard material is ESD safe, anti-magnetic stainless steel
- NC – Super Alloy (Ni-Cr-Mo) is six times harder than SA, anti-magnetic
- TA – Titanium alloy, anti-magnetic, very high heat resistance (1600°F, 800°C)
- BR – Brass (copper-zinc alloy) anti-magnetic, good for scratch sensitive parts

MINI WITH VERY FINE TIPS

M4




Part no.	EAN code 731415+	L mm / inch	Weight grams	Pack qty
M4-SA	0120383	90 / 3.54	15	1

MINI WITH EXTRA FINE TIPS

M5




Also available as Ergo Touch (ET) style, see page 106 for details.



Part no.	EAN code 731415+	L mm / inch	Weight grams	Pack qty
M5-SA	0120044	90 / 3.54	15	1

VERY FINE TIPS


S



Part no.	EAN code 731415+	L mm / inch	Weight grams	Pack qty
S-SA	0109906	120 / 4.72	13	1

SLENDER, LONG TIPS

SS



Part no.	EAN code 731415+	L mm / inch	Weight grams	Pack qty
SS-SA	0109937	140 / 5.51	12	1

HIGH PRECISION TWEEZERS

- Highest quality Swiss made tweezers
- Precise tips, with great attention to detail
- S – Higher carbon stainless steel, when strength and hardness are of highest concern
- SA – Standard material is ESD safe, anti-magnetic stainless steel
- NC – Super Alloy (Ni-Cr-Mo) is six times harder than SA, anti-magnetic
- TA – Titanium alloy, anti-magnetic, very high heat resistance (1600°F, 800°C)
- BR – Brass (copper-zinc alloy) anti-magnetic, good for scratch sensitive parts

HIGH PRECISION REVERSE ACTION TWEEZERS

REVERSE ACTION DUCKBILL

2AX



Part no.	EAN code 731415+	L mm / inch	Weight grams	Pack qty
2AX-SA	0110025	120 / 4.72	15	1

REVERSE ACTION SHARP, FINE

3X



Part no.	EAN code 731415+	L mm / inch	Weight grams	Pack qty
3X-SA	0120069	115 / 4.53	15	1

REVERSE ACTION, EXTRA FINE


5AX



Part no.	EAN code 731415+	L mm / inch	Weight grams	Pack qty
5AX-SA	0120070	115 / 4.53	15	1

ANTI-MAGNETIC, VERY FINE CURVED TIPS

7X



Part no.	EAN code 731415+	L mm / inch	Weight grams	Pack qty
7X-SA	0120071	115 / 4.53	15	1

TWEEZERS REVERSE ACTION FINE

31




Part no.	EAN code 731415+	L mm / inch	Weight grams	Pack qty
31-SA	0110490	120 / 4.72	12	1

GENERAL PURPOSE TWEEZERS

- Swiss made
- Handcrafted to perfect tip symmetry and balance
- Polished edges with superior no-scratch, anti-glare satin finish
- All models are available in anti-magnetic, anti-acid stainless steel (SA), other materials as noted

FINE SERRATED TIPS AND GRIPS


119



Part no.	EAN code 731415+	L mm / inch	Weight grams	Pack qty
119-SA	0109951	150 / 5.91	19	1

STRONG SERRATED TIPS AND GRIPS


120



Part no.	EAN code 731415+	L mm / inch	Weight grams	Pack qty
120-SA	0109975	150 / 5.91	25	1

STRONG, BLUNT, SERRATED TIPS AND GRIPS


121



Part no.	EAN code 731415+	L mm / inch	Weight grams	Pack qty
121-SA	0109982	160 / 6.30	26	1

FINE, BENT, SERRATED TIPS AND GRIPS


122



Part no.	EAN code 731415+	L mm / inch	Weight grams	Pack qty
122-SA	0109999	150 / 5.91	19	1

FINE, DOUBLE BENT, SERRATED TIPS AND GRIPS

123



Part no.	EAN code 731415+	L mm / inch	Weight grams	Pack qty
123-SA	0110001	150 / 5.91	19	1

GENERAL PURPOSE TWEEZERS


- Swiss made
- Handcrafted to perfect tip symmetry and balance
- Polished edges with superior no-scratch, anti-glare satin finish
- All models are available in anti-magnetic, anti-acid stainless steel (SA), other materials as noted

STRONG BENT TIPS

124



Serrated tips and grips



Part no.	EAN code 731415+	L mm / inch	Weight grams	Pack qty
124-SA	0110018	150 / 5.91	20	1

STRONG SERRATED TIPS



231



Part no.	EAN code 731415+	L mm / inch	Weight grams	Pack qty
231-SA	0110087	120 / 4.72	14	1

BLUNT SERRATED TIPS AND GRIPS

475




Part no.	EAN code 731415+	L mm / inch	Weight grams	Pack qty
475-SA	0110032	140 / 5.51	25	1

FINE, STRONG, ALIGNING PIN

648



Serrated tips and grips



Part no.	EAN code 731415+	L mm / inch	Weight grams	Pack qty
648-SA	0120062	150 / 5.91	25	1
648-NC	0110971	150 / 5.91	25	1

FINE, STRONG, ALIGNING PIN, BENT TIPS

649



Serrated tips and grips



Part no.	EAN code 731415+	L mm / inch	Weight grams	Pack qty
649-SA	0110063	150 / 5.91	25	1
649-NC	0120063	150 / 5.91	25	1

GENERAL PURPOSE TWEEZERS

- Swiss made
- Handcrafted to perfect tip symmetry and balance
- Polished edges with superior no-scratch, anti-glare satin finish
- All models are available in anti-magnetic, anti-acid stainless steel (SA), other materials as noted

STRONG FINE TIPS

AA



AA-SA available as Ergo Touch (ET) style, see page 106 for details.



Part no.	EAN code 731415+	L mm / inch	Weight grams	Pack qty
AA-SA	0110551	130 / 5.12	17	1
AA-S	0110544	130 / 5.12	17	1
AA-TA	0110575	130 / 5.12	10	1

GENERAL PURPOSE REVERSE ACTION TWEEZERS

REVERSE ACTION SOLDERING/DESOLDERING

29



Straight tips



Part no.	EAN code 731415+	L mm / inch	Weight grams	Pack qty
29-SA	0120068	150 / 5.91	20	1

REVERSE ACTION SOLDERING/DESOLDERING

29D



Formed tips



Part no.	EAN code 731415+	L mm / inch	Weight grams	Pack qty
29D-SA	0110476	155 / 6.10	32	1

REVERSE ACTION SOLDERING/DESOLDERING

30



Bent tips



Part no.	EAN code 731415+	L mm / inch	Weight grams	Pack qty
30-SA	0110483	165 / 6.50	32	1

PLASTIC TIP TWEEZERS

- No other factory can boast the experience and range of precise plastic tip tweezers found here
- CF: carbon fiber tips, polyamide 66 reinforced with 30 wt% carbon fiber, ESD safe, good chemical resistance
- CFR: replaceable carbon fiber tips (listed on pp 89–92)
- CP: PEEK (polyetheretherketone) reinforced with 30 wt% carbon fiber, ESD safe, high heat capable (260-300°C), excellent resistance to chemicals
- DG/DL: acetal resin reinforced with 30 wt% glass fibre, insulating (not ESD), good chemical resistance
- SV: polyvinylidene flouride reinforced with carbon fibre, smooth surface, heat capacity up to 150°C, ESD safe, excellent chemical resistance to aggressive acids, solvents and halogens, resistant to UV and radiation sterilization

CARBON FIBER TIPS

00CF



Part no.	EAN code 731415+	L mm / inch	Weight grams	Pack qty
00CF-SA	0120082	130 / 5.12	15	1

CARBON FIBER TIPS

2ACF



Part no.	EAN code 731415+	L mm / inch	Weight grams	Pack qty
2ACF-SA	0120085	130 / 5.12	15	1

CARBON FIBER TIPS, EXTRA FINE

5CF



Part no.	EAN code 731415+	L mm / inch	Weight grams	Pack qty
5CF-SA	0120092	130 / 5.12	15	1

CARBON FIBER TIPS, SQUARE


248CF



Part no.	EAN code 731415+	L mm / inch	Weight grams	Pack qty
248CF-SA	0110612	125 / 4.92	32	1

CARBON FIBER TIPS, THICK & STRONG

249CF




Part no.	EAN code 731415+	L mm / inch	Weight grams	Pack qty
249CF-SA	0120088	130 / 5.12	17	1

PLASTIC TIP TWEEZERS

- No other factory can boast the experience and range of precise plastic tip tweezers found here
- CF: carbon fiber tips, polyamide 66 reinforced with 30 wt% carbon fiber, ESD safe, good chemical resistance
- CFR: replaceable carbon fiber tips (listed on pp 89–92)
- CP: PEEK (polyetheretherketone) reinforced with 30 wt% carbon fiber, ESD safe, high heat capable (260-300°C), excellent resistance to chemicals
- DG/DL: acetal resin reinforced with 30 wt% glass fibre, insulating (not ESD), good chemical resistance
- SV: polyvinylidene flouride reinforced with carbon fibre, smooth surface, heat capacity up to 150°C, ESD safe, excellent chemical resistance to aggressive acids, solvents and halogens, resistant to UV and radiation sterilization

CARBON FIBER SOFT TIPS, WIDE PADDLE

251



Part no.	EAN code	L mm / inch	Weight grams	Pack qty
251-SA	0110643	110 / 4.33	17	1

CARBON FIBER SOFT TIPS, TAPER T

252



Part no.	EAN code	L mm / inch	Weight grams	Pack qty
252-SA	0110650	110 / 4.33	17	1

CARBON FIBER SOFT TIPS, ANGLE SQUARE


253



Part no.	EAN code	L mm / inch	Weight grams	Pack qty
253-SA	0110667	110 / 4.33	17	1

CARBON FIBER TIPS, 2 MM 3-ANGLE


255



Part no.	EAN code	L mm / inch	Weight grams	Pack qty
255-SA	0110681	110 / 4.33	11	1

CARBON FIBER TIPS, STRONG POINT

259CF



Part no.	EAN code	L mm / inch	Weight grams	Pack qty
259CF-SA	0110728	130 / 5.12	17	1

PLASTIC TIP TWEEZERS

- No other factory can boast the experience and range of precise plastic tip tweezers found here
- CF: carbon fiber tips, polyamide 66 reinforced with 30 wt% carbon fiber, ESD safe, good chemical resistance
- CFR: replaceable carbon fiber tips (listed on pp 89–92)
- CP: PEEK (polyetheretherketone) reinforced with 30 wt% carbon fiber, ESD safe, high heat capable (260-300°C), excellent resistance to chemicals
- DG/DL: acetal resin reinforced with 30 wt% glass fibre, insulating (not ESD), good chemical resistance
- SV: polyvinylidene flouride reinforced with carbon fibre, smooth surface, heat capacity up to 150°C, ESD safe, excellent chemical resistance to aggressive acids, solvents and halogens, resistant to UV and radiation sterilization

CARBON FIBER TIPS, STRONG BLUNT

269CF



Part no.	EAN code 731415+	L mm / inch	Weight grams	Pack qty
269CF-SA	0110735	130 / 5.12	16	1

PLASTIC TIP TWEEZERS – REPLACEABLE TIPS

CARBON FIBER REPLACEABLE TIPS

00CFR



Flat edge, thick tips




Part no.	EAN code 731415+	L mm / inch	Weight grams	Pack qty
00CFR-SA	0115402	130 / 5.12	19	1

CARBON FIBER REPLACEABLE STRAIGHT TIPS

2ACFR



Flat edge,
rounded tips




Part no.	EAN code 731415+	L mm / inch	Weight grams	Pack qty
2ACFR-SA	0115419	130 / 5.12	19	1

CARBON FIBER REPLACEABLE CURVED TIPS

2ABCFR



Curved tips



Part no.	EAN code 731415+	L mm / inch	Weight grams	Pack qty
2ABCFR-SA	0120083	130 / 5.12	15	1

CARBON FIBER REPLACEABLE TIPS

5CFR



Extra fine tips



Part no.	EAN code 731415+	L mm / inch	Weight grams	Pack qty
5CFR-SA	0115426	130 / 5.12	19	1

PLASTIC TIP TWEEZERS

- No other factory can boast the experience and range of precise plastic tip tweezers found here
- CF: carbon fiber tips, polyamide 66 reinforced with 30 wt% carbon fiber, ESD safe, good chemical resistance
- CFR: replaceable carbon fiber tips (listed on pp 89–92)
- CP: PEEK (polyetheretherketone) reinforced with 30 wt% carbon fiber, ESD safe, high heat capable (260-300°C), excellent resistance to chemicals
- DG/DL: acetal resin reinforced with 30 wt% glass fibre, insulating (not ESD), good chemical resistance
- SV: polyvinylidene flouride reinforced with carbon fibre, smooth surface, heat capacity up to 150°C, ESD safe, excellent chemical resistance to aggressive acids, solvents and halogens, resistant to UV and radiation sterilization

PLASTIC TIP TWEEZERS – REPLACEABLE TIPS

CARBON FIBER REPLACEABLE TIPS

7CFR



Fine, curved tips



Part no.	EAN code 731415+	L mm / inch	Weight grams	Pack qty
7CFR-SA	0115433	130 / 5.12	19	1

CARBON FIBER REPLACEABLE TIPS

246CFR



Thick & strong




Part no.	EAN code 731415+	L mm / inch	Weight grams	Pack qty
246CFR-SA	0120130	130 / 5.12	15	1

CARBON FIBER REPLACEABLE TIPS

249CFR



Flat edge, thick tips




Part no.	EAN code 731415+	L mm / inch	Weight grams	Pack qty
249CFR-SA	0115143	130 / 5.12	15	1

CARBON FIBER REPLACEABLE TIPS, STRONG

259CFR, 259-DLR, 259-SVR



Extra fine tips



Part no.	EAN code 731415+	L mm / inch	Weight grams	Pack qty
259CFR-SA	0115150	130 / 5.12	19	1
259-DLR-SA	0120089	130 / 5.12	19	1
259-SVR-SA	0120090	130 / 5.12	19	1

PLASTIC TIP TWEEZERS

- No other factory can boast the experience and range of precise plastic tip tweezers found here
- CF: carbon fiber tips, polyamide 66 reinforced with 30 wt% carbon fiber, ESD safe, good chemical resistance
- CFR: replaceable carbon fiber tips (listed on pp 89–92)
- CP: PEEK (polyetheretherketone) reinforced with 30 wt% carbon fiber, ESD safe, high heat capable (260-300°C), excellent resistance to chemicals
- DG/DL: acetal resin reinforced with 30 wt% glass fibre, insulating (not ESD), good chemical resistance
- SV: polyvinylidene flouride reinforced with carbon fibre, smooth surface, heat capacity up to 150°C, ESD safe, excellent chemical resistance to aggressive acids, solvents and halogens, resistant to UV and radiation sterilization

PLASTIC TIP TWEEZERS – REPLACEABLE TIP SETS

REPLACEABLE TIP SET FOR 00CFR

00 ACF



Flat edge, thick tips



Part no.	EAN code	L mm / inch	Weight grams	Pack qty
00 ACF	0115440	40 / 1.57	2	1*

* Includes 2 tips and 2 screws in a plastic bag

REPLACEABLE TIP SET FOR 2ACFR

2A ACF



Flat edge,
rounded tips



Part no.	EAN code	L mm / inch	Weight grams	Pack qty
2A ACF	0115457	40 / 1.57	2	1*

* Includes 2 tips and 2 screws in a plastic bag

REPLACEABLE TIP SET FOR 2ABCFR

2AB ACF



Curved tips



Part no.	EAN code	L mm / inch	Weight grams	Pack qty
2AB ACF	0120104	40 / 1.57	2	1*

* Includes 2 tips and 2 screws in a plastic bag

REPLACEABLE TIP SET FOR 5CFR

5 ACF



Extra fine tips



Part no.	EAN code	L mm / inch	Weight grams	Pack qty
5 ACF	0115464	40 / 1.57	2	1*

* Includes 2 tips and 2 screws in a plastic bag

PLASTIC TIP TWEEZERS

- No other factory can boast the experience and range of precise plastic tip tweezers found here
- CF: carbon fiber tips, polyamide 66 reinforced with 30 wt% carbon fiber, ESD safe, good chemical resistance
- CFR: replaceable carbon fiber tips (listed on pp 89–92)
- CP: PEEK (polyetheretherketone) reinforced with 30 wt% carbon fiber, ESD safe, high heat capable (260-300°C), excellent resistance to chemicals
- DG/DL: acetal resin reinforced with 30 wt% glass fibre, insulating (not ESD), good chemical resistance
- SV: polyvinylidene flouride reinforced with carbon fibre, smooth surface, heat capacity up to 150°C, ESD safe, excellent chemical resistance to aggressive acids, solvents and halogens, resistant to UV and radiation sterilization

PLASTIC TIP TWEEZERS – REPLACEABLE TIP SETS

REPLACEABLE TIP SET FOR 7CFR

7 ACF



Fine, curved tips



Part no.	EAN code 731415+	L mm / inch	Weight grams	Pack qty
7 ACF	0115471	40 / 1.57	2	1*

* Includes 2 tips and 2 screws in a plastic bag

REPLACEABLE TIP SET FOR 246CFR

246 ACF



Thick & strong



Part no.	EAN code 731415+	L mm / inch	Weight grams	Pack qty
246 ACF	0120277	40 / 1.57	2	1*

* Includes 2 tips and 2 screws in a plastic bag

REPLACEABLE TIP SET FOR 249CFR

249 ACF



Flat edge, thick tips



Part no.	EAN code 731415+	L mm / inch	Weight grams	Pack qty
249 ACF	0115174	40 / 1.57	2	1*

* Includes 2 tips and 2 screws in a plastic bag

REPLACEABLE TIP SET FOR 259CFR

259 ACF



Extra fine tips



Part no.	EAN code 731415+	L mm / inch	Weight grams	Pack qty
259 ACF	0115167	40 / 1.57	2	1*

* Includes 2 tips and 2 screws in a plastic bag

PLASTIC TWEEZERS

- 100% plastic tweezers in three materials for lightweight operation
- CF: carbon fiber tips, polyamide 66 reinforced with 30 wt% carbon fiber, ESD safe, good chemical resistance
- DG/DL: acetal resin reinforced with 30 wt% glass fibre, insulating (not ESD), good chemical resistance
- SV: polyvinylidene flouride reinforced with carbon fibre, smooth surface, heat capacity up to 150°C, ESD safe, excellent chemical resistance to aggressive acids, solvents and halogens, resistant to UV and radiation sterilization

STRAIGHT, FINE TIP

705



Part no.	EAN code 731415+	L mm / inch	Weight grams	Pack qty
705CF	0120284	115 / 4.53	5	1
705DG	0109593	115 / 4.53	5	1
705SV	0109609	115 / 4.53	5	1



STRAIGHT, PARALLEL FINE TIP

707

Fine, strong,
parallel tips



Part no.	EAN code 731415+	L mm / inch	Weight grams	Pack qty
707CF	0120291	115 / 4.53	5	1
707DG	0120307	115 / 4.53	5	1
707SV	0109616	115 / 4.53	5	1



BENT PARALLEL STRONG TIP

708

Angled, fine,
parallel tips



Part no.	EAN code 731415+	L mm / inch	Weight grams	Pack qty
708CF	0120314	115 / 4.53	5	1
708DG	0120321	115 / 4.53	5	1
708SV	0109623	115 / 4.53	5	1



PARALLEL SQUARED TIP

709

Strong, square,
parallel tips



Part no.	EAN code 731415+	L mm / inch	Weight grams	Pack qty
709CF	0120338	115 / 4.53	5	1
709DG	0120345	115 / 4.53	5	1
709SV	0109630	115 / 4.53	5	1



PLASTIC TWEEZERS

- 100% plastic tweezers in three materials for lightweight operation
- CF: carbon fiber tips, polyamide 66 reinforced with 30 wt% carbon fiber, ESD safe, good chemical resistance
- DG/DL: acetal resin reinforced with 30 wt% glass fibre, insulating (not ESD), good chemical resistance
- SV: polyvinylidene flouride reinforced with carbon fibre, smooth surface, heat capacity up to 150°C, ESD safe, excellent chemical resistance to aggressive acids, solvents and halogens, resistant to UV and radiation sterilization

PARALLEL, PADDLE TIPS

710

Strong, parallel paddle tips



Part no.	EAN code 731415+	L mm / inch	Weight grams	Pack qty
710CF	0120352	115 / 4.53	5	1
710DG	0109647	115 / 4.53	5	1
710SV	0109654	115 / 4.53	5	1


CERAMIC REPLACEABLE TIP TWEEZERS

- Advanced ceramic type MZ tweezers tips made with Zirconia Toughened Alumina (ZTA)
- Not intended for ESD safe applications, electrically insulative
- Hard, strong tweezers with low density provide good abrasion and wear resistance
- Excellent thermal properties and high temperature stability exceeding 1000°C
- Extreme corrosion resistance, nearly chemically inert

CERAMIC REPLACEABLE TIPS

2AMZ

Straight tips



Part no.	EAN code 731415+	L mm / inch	Weight grams	Pack qty
2AMZ-SA	0120098	135 / 5.31	15	1

CERAMIC REPLACEABLE TIPS

7MZ

Curved tips



Part no.	EAN code 731415+	L mm / inch	Weight grams	Pack qty
7MZ-SA	0120147	135 / 5.31	15	1

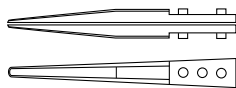
CERAMIC REPLACEABLE TIP TWEEZERS

- Advanced ceramic type MZ tweezers tips made with Zirconia Toughened Alumina (ZTA)
- Not intended for ESD safe applications, electrically insulative
- Hard, strong tweezers with low density provide good abrasion and wear resistance
- Excellent thermal properties and high temperature stability exceeding 1000°C
- Extreme corrosion resistance, nearly chemically inert

CERAMIC REPLACEABLE TIPS

71MZ

Straight sharp tips

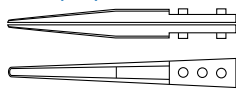


Part no.	EAN code 731415+	L mm / inch	Weight grams	Pack qty
71MZ-SA	0120100	135 / 5.31	15	1

CERAMIC REPLACEABLE TIPS

72MZ

Straight, fine sharp tips

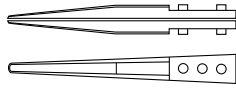


Part no.	EAN code 731415+	L mm / inch	Weight grams	Pack qty
72MZ-SA	0120101	135 / 5.31	15	1

CERAMIC REPLACEABLE TIPS

73MZ

Strong sharp tips

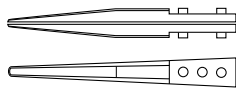


Part no.	EAN code 731415+	L mm / inch	Weight grams	Pack qty
73MZ-SA	0120102	140 / 5.51	15	1

CERAMIC REPLACEABLE TIPS

74MZ

Straight, strong tips



Part no.	EAN code 731415+	L mm / inch	Weight grams	Pack qty
74MZ-SA	0120103	140 / 5.51	15	1

CERAMIC REPLACEABLE TIP TWEEZERS – REPLACEABLE TIP SETS

REPLACEABLE TIP SET FOR 2AMZ

A2AMZ



Part no.	EAN code 731415+	L mm / inch	Weight grams	Pack qty
A2AMZ	0120105	35 / 1.38	2	1

CERAMIC REPLACEABLE TIP TWEEZERS

- Advanced ceramic type MZ tweezers tips made with Zirconia Toughened Alumina (ZTA)
- Not intended for ESD safe applications, electrically insulative
- Hard, strong tweezers with low density provide good abrasion and wear resistance
- Excellent thermal properties and high temperature stability exceeding 1000°C
- Extreme corrosion resistance, nearly chemically inert

CERAMIC REPLACEABLE TIP TWEEZERS – REPLACEABLE TIP SETS

REPLACEABLE TIP SET FOR 7AMZ

A7MZ



Fine curved tips.

Part no.	EAN code 731415+	L mm / inch	Weight grams	Pack qty
A7MZ	0120106	43.5 / 1.71	2	1

REPLACEABLE TIP SET FOR 71MZ

A71MZ



Part no.	EAN code 731415+	L mm / inch	Weight grams	Pack qty
A71MZ	0120107	30 / 1.18	2	1

REPLACEABLE TIP SET FOR 72MZ

A72MZ



Part no.	EAN code 731415+	L mm / inch	Weight grams	Pack qty
A72MZ	0120108	30 / 1.18	2	1

REPLACEABLE TIP SET FOR 73MZ

A73MZ



Part no.	EAN code 731415+	L mm / inch	Weight grams	Pack qty
A73MZ	0120109	33 / 1.30	2	1

REPLACEABLE TIP SET FOR 74MZ

A74MZ



Part no.	EAN code 731415+	L mm / inch	Weight grams	Pack qty
A74MZ	0120110	40 / 1.57	2	1

WAFER HANDLING TWEEZERS

- Top quality Swiss design and manufacturing ensures precise attention to detail
- SA stainless steel
- ESD safe permanent or replaceable tips
- Choice of CF, CP, DG or SV materials for plastic jaws
- Satin anti-glare finish for use in spotlighted work areas
- Specially designed for use with delicate, fragile wafer types

2" WAFER HANDLING TWEEZERS, CPR

2WFCPR



Replaceable
6.6 mm wide
carbon fiber tips




Part no.	EAN code 731415+	L mm / inch	Weight grams	Pack qty
2WFCPR-SA	0120086	130 / 5.12	15	1

3" WAFER HANDLING TWEEZERS

3WL



9.5 mm wide
anti-magnetic
stainless steel
tips



Part no.	EAN code 731415+	L mm / inch	Weight grams	Pack qty
3WL-SA	0120072	125 / 4.92	15	1

4" WAFER HANDLING TWEEZERS

4WF



12 mm wide tips




Part no.	EAN code 731415+	L mm / inch	Weight grams	Pack qty
4WF-SA	0120073	125 / 4.92	15	1

4" WAFER HANDLING TWEEZERS

4WFG



12 mm wide
serrated tips




Part no.	EAN code 731415+	L mm / inch	Weight grams	Pack qty
4WFG-SA	0120074	125 / 4.92	15	1

4" WAFER HANDLING TWEEZERS

4WL



12 mm wide tips



Part no.	EAN code 731415+	L mm / inch	Weight grams	Pack qty
4WL-SA	0120075	125 / 4.92	15	1

WAFER HANDLING TWEEZERS

- Top quality Swiss design and manufacturing ensures precise attention to detail
- SA stainless steel
- ESD safe permanent or replaceable tips
- Choice of CF, CP, DG or SV materials for plastic jaws
- Satin anti-glare finish for use in spotlighted work areas
- Specially designed for use during delicate, fragile wafer handling

4" WAFER HANDLING TWEEZERS, CPR

4WFCPR



Replaceable
12 mm wide
carbon fiber tips



Part no.	EAN code 731415+	L mm / inch	Weight grams	Pack qty
4WFCPR-SA	0120091	130 / 5.12	15	1

8" WAFER HANDLING TWEEZERS

8WNY



65 mm wide
nylon jaws



Part no.	EAN code 731415+	L mm / inch	Weight grams	Pack qty
8WNY-SA	0120116	150 / 5.91	40	1

8" WAFER HANDLING TWEEZERS

8WT



65 mm wide
teflon jaws



Part no.	EAN code 731415+	L mm / inch	Weight grams	Pack qty
8WT-SA	0120123	150 / 5.91	40	1

8" WAFER HANDLING TWEEZERS

8WTC1



65 mm wide
ESD safe
teflon jaws



Part no.	EAN code 731415+	L mm / inch	Weight grams	Pack qty
8WTC1-SA	0120081	150 / 5.91	40	1

FLAT TIP TWEEZERS

- High precision Swiss made tweezers
- Anti-magnetic, anti-acid stainless steel
- Serrated gripping area for precise manipulation
- Smooth scratch proof tips for handling sensitive components

RECTANGULAR, SMOOTH TIPS



34A



Part no.	EAN code 731415+	L mm / inch	Weight grams	Pack qty
34A-SA	0110124	120 / 4.72	15	1

FAN SHAPE, SMOOTH TIPS

35A



Part no.	EAN code 731415+	L mm / inch	Weight grams	Pack qty
35A-SA	0110131	120 / 4.72	14	1

COMPONENT HANDLING TWEEZERS


- Superior Swiss quality in each design
- Handcrafted to perfect tip symmetry and balance
- Polished edges with superior no-scratch, anti-glare satin finish
- All component handling tweezers are made of SA stainless steel
- Tips are precisely formed for consistent results

COMPONENT HANDLING

571



2.5–5.0 mm




Part no.	EAN code 731415+	L mm / inch	Weight grams	Pack qty
571-SA	0110391	145 / 5.71	25	1

COMPONENT HANDLING 90°

572



2.5–5.0 mm



Part no.	EAN code 731415+	L mm / inch	Weight grams	Pack qty
572-SA	0110407	145 / 5.71	26	1

COMPONENT HANDLING TWEEZERS

- Superior Swiss quality in each design
- Handcrafted to perfect tip symmetry and balance
- Polished edges with superior no-scratch, anti-glare satin finish
- All component handling tweezers are made of SA stainless steel
- Tips are precisely formed for consistent results

COMPONENT HANDLING 45° ANGLE

573



2.5–5.0 mm



Part no.	EAN code 731415+	L mm / inch	Weight grams	Pack qty
573-SA	0110414	145 / 5.71	25	1

SMD TWEEZERS

- Highest quality Swiss manufacturing
- Smooth handling and positioning of SMD components
- Different tips and angles for specific applications
- Satin anti-glare finish and ergonomic design
- ESD safe SA steel
- Modifications or special models available on request

SMD REVERSE ACTION, 3-LEAD SOT PACKAGES

SM104



Part no.	EAN code 731415+	L mm / inch	Weight grams	Pack qty
SM104-SA	0110780	120 / 4.72	15	1

SMD REVERSE ACTION, ALL SOT PACKAGES


SM105



Part no.	EAN code 731415+	L mm / inch	Weight grams	Pack qty
SM105-SA	0110797	120 / 4.72	15	1

SMD REVERSE ACTION, FLAT BASE TIPS

SM106




Part no.	EAN code 731415+	L mm / inch	Weight grams	Pack qty
SM106-SA	0110803	120 / 4.72	15	1

SMD TWEEZERS

- Highest quality Swiss manufacturing
- Smooth handling and positioning of SMD components
- Different tips and angles for specific applications
- Satin anti-glare finish and ergonomic design
- ESD safe SA steel
- Modifications or special models available on request

SMD REVERSE ACTION, 60° ANGLE


SM107



Part no.	EAN code 731415+	L mm / inch	Weight grams	Pack qty
SM107-SA	0110810	120 / 4.72	15	1

SMD GROOVED TIPS, 1 MM


SM108



Part no.	EAN code 731415+	L mm / inch	Weight grams	Pack qty
SM108-SA	0110827	120 / 4.72	15	1

SMD GROOVED TIPS, 45° ANGLE


SM109



Part no.	EAN code 731415+	L mm / inch	Weight grams	Pack qty
SM109-SA	0110834	120 / 4.72	15	1

SMD GROOVED TIPS FOR CHIPS

SM110



Part no.	EAN code 731415+	L mm / inch	Weight grams	Pack qty
SM110-SA	0110841	120 / 4.72	15	1

SMD GROOVED TIPS FOR 5 MM CHIPS

SM111



Part no.	EAN code 731415+	L mm / inch	Weight grams	Pack qty
SM111-SA	0110858	120 / 4.72	15	1

SMD TWEEZERS

- Highest quality Swiss manufacturing
- Smooth handling and positioning of SMD components
- Different tips and angles for specific applications
- Satin anti-glare finish and ergonomic design
- ESD safe SA steel
- Modifications or special models available on request

SMD GROOVED TIPS, 60° ANGLE


SM112



Part no.	EAN code 731415+	L mm / inch	Weight grams	Pack qty
SM112-SA	0110865	120 / 4.72	15	1

SMD 1 FORK, 60° ANGLE


SM113



Part no.	EAN code 731415+	L mm / inch	Weight grams	Pack qty
SM113-SA	0110872	120 / 4.72	15	1

SMD 1 FORK, VERTICAL

SM114



Part no.	EAN code 731415+	L mm / inch	Weight grams	Pack qty
SM114-SA	0110889	120 / 4.72	15	1

SMD GROOVED TIPS, 30° ANGLE


SM115



Part no.	EAN code 731415+	L mm / inch	Weight grams	Pack qty
SM115-SA	0110896	120 / 4.72	15	1

SMD GROOVED TIPS, VERTICAL

SM116



Part no.	EAN code 731415+	L mm / inch	Weight grams	Pack qty
SM116-SA	0110902	120 / 4.72	14	1

ERGO TOUCH TWEEZERS

- High quality Lindström tweezers with soft ESD safe foam Ergo Touch grips
- Static dissipative material provides reliable ESD protection
- Anti-acid, anti-magnetic stainless steel for use in many environments
- ESD safe packaging protects tweezers on workbench and in tool cases
- ET tweezers are offered on select SA, S and NC types; contact Lindström for a quote on outfitting other tweezers with ET grips

FLAT EDGE, FINE TIPS, SUPER ALLOY

0



Part no.	EAN code 731415+	L mm / inch	Weight grams	Pack qty
0-NC-ET	0120027	120 / 4.72	21	1

MINI STYLE, VERY SHARP TIPS, SUPER ALLOY

0C9



Part no.	EAN code 731415+	L mm / inch	Weight grams	Pack qty
0C9-NC-ET	0120046	90 / 3.54	21	1

FLAT EDGE, THICK TIPS

00



Part no.	EAN code 731415+	L mm / inch	Weight grams	Pack qty
00-SA-ET	8279219	120 / 4.72	28	1

STRONG, SEMI-FINE PRECISION TIP

000



Part no.	EAN code 731415+	L mm / inch	Weight grams	Pack qty
000-SA-ET	0120047	120 / 4.72	21	1

FLAT, DUCKBILL TIPS

2A




Part no.	EAN code 731415+	L mm / inch	Weight grams	Pack qty
2A-SA-ET	0120057	120 / 4.72	21	1

ERGO TOUCH TWEEZERS

- High quality Lindström tweezers with soft ESD safe foam Ergo Touch grips
- Static dissipative material provides reliable ESD protection
- Anti-acid, anti-magnetic stainless steel for use in many environments
- ESD safe packaging protects tweezers on workbench and in tool cases
- ET tweezers are offered on select SA, S and NC types; contact Lindström for a quote on outfitting other tweezers with ET grips

CURVED BLUNT TIPS

2AB



Part no.	EAN code 731415+	L mm / inch	Weight grams	Pack qty
2AB-SA-ET	0120049	115 / 4.53	21	1

VERY SHARP TIPS

3



Part no.	EAN code 731415+	L mm / inch	Weight grams	Pack qty
3-SA-ET	8279356	120 / 4.72	19	1

VERY SHARP TIPS


3C



Part no.	EAN code 731415+	L mm / inch	Weight grams	Pack qty
3C-SA-ET	8279240	110 / 4.33	18	1

EXTRA FINE TIPS

4



Part no.	EAN code 731415+	L mm / inch	Weight grams	Pack qty
4-SA-ET	0120059	110 / 4.33	21	1

EXTRA FINE TIPS

5



Part no.	EAN code 731415+	L mm / inch	Weight grams	Pack qty
5-SA-ET	8279257	110 / 4.33	18	1
5-NC-ET	0120050	110 / 4.33	21	1

ERGO TOUCH TWEEZERS

- High quality Lindström tweezers with soft ESD safe foam Ergo Touch grips
- Static dissipative material provides reliable ESD protection
- Anti-acid, anti-magnetic stainless steel for use in many environments
- ESD safe packaging protects tweezers on workbench and in tool cases
- ET tweezers are offered on select SA, S and NC types; contact Lindström for a quote on outfitting other tweezers with ET grips

VERY FINE CURVED TIPS

7



Part no.	EAN code 731415+	L mm / inch	Weight grams	Pack qty
7-SA-ET	8279264	115 / 4.53	19	1

STRONG CURVED TIPS

7A



Part no.	EAN code 731415+	L mm / inch	Weight grams	Pack qty
7A-SA-ET	0120060	115 / 4.53	21	1

PARALLEL CUTTING TIPS


15AGW



Part no.	EAN code 731415+	L mm / inch	Weight grams	Pack qty
15-AGW-ET	8279233	115 / 4.53	32	1

CUTTING TWEEZERS, ULTRA-FLUSH FLAT TIPS

15UFF



Part no.	EAN code 731415+	L mm / inch	Weight grams	Pack qty
15-UFF-ET	0120030	120 / 4.72	21	1

VERY SHARP BENT TIPS

51S



Part no.	EAN code 731415+	L mm / inch	Weight grams	Pack qty
51S-SA-ET	0120052	120 / 4.72	21	1
51S-NC-ET	0120051	120 / 4.72	21	1

ERGO TOUCH TWEEZERS

- High quality Lindström tweezers with soft ESD safe foam Ergo Touch grips
- Static dissipative material provides reliable ESD protection
- Anti-acid, anti-magnetic stainless steel for use in many environments
- ESD safe packaging protects tweezers on workbench and in tool cases
- ET tweezers are offered on select SA, S and NC types; contact Lindström for a quote on outfitting other tweezers with ET grips

STRONG FINE TIPS


AA



Part no.	EAN code 731415+	L mm / inch	Weight grams	Pack qty
AA-SA-ET	8279271	130 / 5.12	23	1

MINI STYLE WITH EXTRA FINE TIP

M5




Part no.	EAN code 731415+	L mm / inch	Weight grams	Pack qty
M5-SA-ET	0120045	90 / 3.54	21	1

SL TWEEZERS

- Lindström SL (service level) tweezers for use in production, assembly and field service kits
- Swiss quality at lower cost for applications that do not require the highest precision
- Anti-acid, anti-magnetic stainless steel same as our other tweezers
- ESD safe properties for use in sensitive environments
- Matte finish for reduction of glare in intensely lit environments

FLAT EDGE, STRONG TIPS


00



Part no.	EAN code 731415+	L mm / inch	Weight grams	Pack qty
00-SA-SL	3580034	120 / 4.72	22	1

STRONG TIPS


1



Part no.	EAN code 731415+	L mm / inch	Weight grams	Pack qty
1-SA-SL	3580041	120 / 4.72	13	1

SHARP, FINE TIPS

2




Part no.	EAN code 731415+	L mm / inch	Weight grams	Pack qty
2-SA-SL	3580065	120 / 4.72	15	1

FLAT ROUNDED TIPS

2A




Sometimes called
"Duckbill" tip
tweezers



Part no.	EAN code 731415+	L mm / inch	Weight grams	Pack qty
2A-SA-SL	3580058	120 / 4.72	15	1

STRONG SHARP TIPS

3C




Part no.	EAN code 731415+	L mm / inch	Weight grams	Pack qty
3C-SA-SL	3580072	110 / 4.33	12	1

SL TWEEZERS

- Lindström SL (service level) tweezers for use in production, assembly and field service kits
- Swiss quality at lower cost for applications that do not require the highest precision
- Anti-acid, anti-magnetic stainless steel same as our other tweezers
- ESD safe properties for use in sensitive environments
- Matte finish for reduction of glare in intensely lit environments

VERY SHARP TIPS



3



Part no.	EAN code 731415+	L mm / inch	Weight grams	Pack qty
3-SA-SL	3580089	120 / 4.72	13	1

FINE TIPS


4



Part no.	EAN code 731415+	L mm / inch	Weight grams	Pack qty
4-SA-SL	3580094	110 / 4.33	13	1

EXTRA FINE TIPS


5



Part no.	EAN code 731415+	L mm / inch	Weight grams	Pack qty
5-SA-SL	3580119	110 / 4.33	12	1

VERY FINE TIPS


5A



Part no.	EAN code 731415+	L mm / inch	Weight grams	Pack qty
5A-SA-SL	3580102	115 / 4.53	13	1

FINE CURVED TIPS

7




Part no.	EAN code 731415+	L mm / inch	Weight grams	Pack qty
7-SA-SL	3580133	115 / 4.53	13	1

SL TWEEZERS

- Lindström SL (service level) tweezers for use in production, assembly and field service kits
- Swiss quality at lower cost for applications that do not require the highest precision
- Anti-acid, anti-magnetic stainless steel same as our other tweezers
- ESD safe properties for use in sensitive environments
- Matte finish for reduction of glare in intensely lit environments

STRONG, CURVED TIPS

7A



Part no.	EAN code 731415+	L mm / inch	Weight grams	Pack qty
7A-SA-SL	3580126	115 / 4.53	14	1

STRONG FINE TIPS

AA



Part no.	EAN code 731415+	L mm / inch	Weight grams	Pack qty
AA-SA-SL	3580140	130 / 5.12	17	1

STRONG TIPS, SERRATED GRIP

AC



Part no.	EAN code 731415+	L mm / inch	Weight grams	Pack qty
AC-SA-SL	0120053	110 / 4.33	18	1

STRONG FINE TIPS


MM



Part no.	EAN code 731415+	L mm / inch	Weight grams	Pack qty
MM-SA-SL	3580164	130 / 5.12	15	1

SLENDER, FINE LONG TIPS

SS



Part no.	EAN code 731415+	L mm / inch	Weight grams	Pack qty
SS-SA-SL	0120055	140 / 5.51	12	1

INTRODUCTION TORQUE PRODUCTS

High precision Torque Screwdrivers

Lindström Torque Screwdrivers virtually eliminate the over-application of force, thereby reducing the risk for damage and rework costs. They feature an ergonomic shape, a positive grip powder-coating, and an anti-magnetic ESD safe bit holder that accepts any standard 1/4" Hex drive bit.

The two models available are the Micro-Adjustable Torque Screwdriver and the Preset Torque Screwdriver. The Lindström Digital Torque Tester™ (DTT™) is an excellent calibration instrument at a reasonable cost.

Preset Torque Screwdriver

Outstanding for high-volume use in assembly where precision and repeatability is paramount. Torque values are easily set on this durable driver.

The end cap removes for access to the 1/8" Hex adjustment screw (Hex key included with each driver). Use a certified torque tester like the DTT™ to verify the exact torque value after adjustment. Replace the end cap and it's ready to go.



Micro-Adjustable Torque Screwdriver

A flexible torque tool for a wide range of production applications. This driver allows instant changes to the torque value with the easy-to-read window scale and a precise pull-to-set, push-to-lock adjustment knob.

Adjusting the screwdriver is easy. Simply pull the adjusting knob to unlock, then turn it to the desired torque value while keeping an eye on the major scale in the window and the minor scale on the knob. When the correct setting is reached push in the knob until it clicks.



All Lindström torque devices are ESD safe.

Warning! Lindström Torque Screwdrivers should never be used on electrified equipment.



Digital Torque Tester™

The Lindström Digital Torque Tester™ (DTT™) will calibrate or check values on torque wrenches and torque screwdrivers. The DTT™ can be mounted on a wall, bench-top or mobile test cart, and is a great addition to any calibration laboratory.

The Digital Torque Tester™ features an easy-to-use touch screen to capture peak torque values in real time, and download stored torque data to a computer. Lindström testers are sold as complete kits that include AC/DC power supply, USB cable, Hex adapter, instruction manual and sturdy carrying case.

See listing on page 113 for specifications.

MICRO-ADJUSTABLE TORQUE SCREWDRIVERS

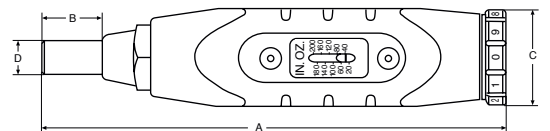
- Micro-Adjustable Torque Screwdriver
- ESD safe (IEC 61340-5-1 & EN 100015-1)
- Torque limiting clutch prevents over application of force to fastener
- 1/4" Hexagon anti-magnetic spring loaded bit holder to avoid ESD damage to sensitive equipment or components in electronic applications
- ISO 6789, ISO 1174, ASME B107.300-2010
- Store driver in the protective case at lowest torque setting
- Powder coat wrinkle finish provides positive grip
- Accuracy meets or exceeds +/-6% over recommended usage period: 5000 cycles or one year, whichever occurs first
- Standard adjustable drivers include SAE window scale, ISO (metric) versions available on request

MICRO-ADJUSTABLE TORQUE SCREWDRIVER

MAL500-1 – MAL500-3



Micro-adjustable drivers may also be special ordered with ISO (Metric) window scale. Call 626.956.1201 for other options.



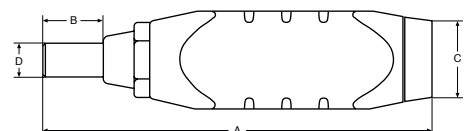
Part no.	EAN code 731415+	A mm / inch	B mm / inch	C mm / inch	D mm / inch	Hexagon Bit Holder	Capacity in.ozs / in.lbs	Weight grams	Pack qty
MAL500-1	112593	138.0 / 5.43	18.2 / 0.72	28.0 / 1.10	9.6 / 0.38	1/4"	20-200 in.ozs	195	1
MAL500-2	112609	157.0 / 6.18	18.2 / 0.72	28.0 / 1.10	9.6 / 0.38	1/4"	3-15 in.lbs	260	1
MAL500-3	112616	171.0 / 6.73	18.2 / 0.72	32.0 / 1.26	9.6 / 0.38	1/4"	5-40 in.lbs	306	1

PRESET TORQUE SCREWDRIVERS

- Preset Torque Screwdriver, with powder coat finish for sure grip
- Cam-over torque limiting clutch for repeatability
- 1/4" Hexagon anti-magnetic spring loaded bit holder to avoid ESD damage to sensitive equipment or components in electronic applications
- Accuracy meets or exceeds +/-6% over recommended usage period: 5000 cycles or one year, whichever occurs first
- DIN/ISO 6789, EN 26789/1994
- To order, please specify at what value to set the driver and Lindström will supply a Certificate of Calibration at no charge
- Preset screwdrivers ordered without specifying setting will be set to lowest torque value and shipped without certificate

PRESET TORQUE SCREWDRIVER

PS501-1 – PS501-4



Part no.	EAN code 731415+	A mm / inch	B mm / inch	C mm / inch	D mm / inch	Hexagon Bit Holder	Capacity Ncm / in.ozs / in.lbs	Weight grams	Pack qty
PS501-1	0112425	115.0 / 4.53	18.2 / 0.72	28.0 / 1.10	9.6 / 0.38	1/4"	4-22 Ncm / 6-32 in.ozs	147	1
PS501-2	0112432	141.0 / 5.55	18.2 / 0.72	28.0 / 1.10	9.6 / 0.38	1/4"	7-70 Ncm / 10-100 in.ozs	187	1
PS501-3	0112449	141.0 / 5.55	18.2 / 0.72	28.0 / 1.10	9.6 / 0.38	1/4"	15-170 Ncm / 1.5-15 in.lbs	198	1
PS501-4	0112456	154.0 / 6.06	18.2 / 0.72	32.0 / 1.26	9.6 / 0.38	1/4"	45-450 Ncm / 4-40 in.lbs	270	1

DIGITAL TORQUE TESTER™

Features

- Integral transducer and sturdy enclosure allow mounting in virtually any position
- Audible indicator for torque range
- LCD touch screen display
- AC power supply included
- Battery backup (6 AA Alkaline batteries included)
- ISO-6789-2003 and ASME B107.300-2010 compliant
- Certificate of NIST traceability from 20 to 100% of full scale
- Highly accurate transducer for precise measurement and repeatability

Specifications

- Selection of units of torque available: Nm, kgcm, fl.lb, in.lb and in.oz
- Torque range: 1.25 in.lb to 50 in.lb (20–800 in.oz)
- Torque accuracy: $\pm 0.5\%$ ± 1 count CW & CCW from 20–100% of full scale at 77°F (25°C)
- Display accuracy: 4 digits, 9999 cycle counts
- Operating temperature: 40–110°F (5–42°C)
- Storage temperature: 0–122°F (-20–50°C)
- Humidity up to 85% non-condensing

DIGITAL TORQUE TESTER™

DTT501-EZ

Calibrates and verifies values on torque wrenches and torque screwdrivers.



Part no.	UPC code	Unit width mm / inch	Height mm / inch	Depth mm / inch	Torque range inch ounces	Operating temp. °F / °C	Storage temp. °F / °C	Unit weight lbs.	Shipping weight lbs.	Pack qty
DTT501-EZ	0662459332431	254.0 / 10.0	387.4 / 15.25	63.5 / 2.5	20–800	40–110 / 5–42	0–122 / -20–50	10.6	17.25	1



INTRODUCTION ERGO® SCREWDRIVERS

ERGO® Screwdrivers

For outstanding precision and comfort

Exhaustive ergonomic studies and tests are the basis of the handle design of ERGO® screwdrivers. The studies revealed how a screwdriver is typically used and how the handle should be designed to obtain a comfortable and effective grip in all situations. These tests resulted in a handle design featuring different diametrics: thin, near the shaft, nearest to the shaft, for starting fasteners and a larger diameter for applying higher torque.

The handle always fits comfortably in the hand. The cross-section pattern and material surface texture of the handle are also the result of extensive ergonomic research and testing. In addition to being comfortable to use in different work situations, the round and efficiently patterned shape permits high torque and reduces the risk of injury.

The strength of ERGO® screwdrivers exceeds the requirements of ISO standards by a good margin, in some cases more than 60%. The specially hardened steel shaft has a phosphate treated pro-point tip. Larger screwdrivers are equipped with a practical hexagonal drive on the blade, so that a wrench can be used whenever greater force is required.

BE-8260 shown at right.

Hardened phosphate treated tip




Slotted: DIN 5265, ISO 2380-2,
Tip DIN 5264-A, ISO 2380-1
Picture shows BE-8030.



Phillips®: DIN 5262, ISO 8764-2,
Tip DIN 5260, ISO 8764-1
Picture shows BE-8610.



Pozidriv®: DIN 5262, ISO 8764-2,
Tip DIN 5260, ISO 8764-1
Picture shows BE-8810.



Torx®
Picture shows BE-8910.



Hexagon
Picture shows BE-8705.






ergo® Our scientific ERGO® Development Program (the "11-Point Program") has resulted in many successful and scientifically evaluated ergonomic tools.

While many others just talk about ergonomics, we deliver.


SLOTTED SCREWDRIVERS
SLOTTED
BE-8010–BE-8255


Screwdriver for
slotted screws







ergo®

Part no.	EAN code 731415+	 mm / inch	 mm / inch	 mm / inch	 mm / inch	 mm / inch	Weight grams	Pack qty
BE-8010	0010615	0.4 / 0.01	2.5 / 0.09	50.0 / 1.96	16.0 × 102.0 / 0.63 × 4.02	15.0 / 5.98	17	5
BE-8020	0010639	0.5 / 0.02	3.0 / 0.11	50.0 / 1.96	16.0 × 102.0 / 0.63 × 4.02	152.0 / 5.98	20	5
BE-8020L	1838591	0.5 / 0.020	3.0 / 0.11	75.0 / 2.95	16.0 × 102.0 / 0.63 × 4.02	177.0 / 7.0	22	5
BE-8030	0010653	0.6 / 0.024	3.5 / 0.13	75.0 / 2.95	20.0 × 122.0 / 0.79 × 4.80	197.0 / 7.76	35	5
BE-8040	0010677	0.8 / 0.03	4.0 / 0.15	100.0 / 3.93	20.0 × 122.0 / 0.79 × 4.80	222.0 / 8.75	38	5
BE-8150	0010707	1.0 / 0.039	5.5 / 0.21	100.0 / 3.92	27.0 × 122.0 / 1.06 × 4.80	222.0 / 8.75	70	5
BE-8155	0010721	1.2 / 0.05	6.5 / 0.26	125.0 / 4.92	36.0 × 122.0 / 1.42 × 4.80	247.0 / 9.72	101	5
BE-8210	1838584	0.4 / 0.01	2.5 / 0.09	75.0 / 2.95	16.0 × 102.0 / 0.63 × 4.02	177.0 / 7.0	18	5
BE-8220	0047741	0.5 / 0.020	3.0 / 0.11	125.0 / 4.92	16.0 × 102.0 / 0.63 × 4.02	227.0 / 9.0	22	5
BE-8230	0047758	0.6 / 0.024	3.5 / 0.13	125.0 / 4.92	20.0 × 122.0 / 0.79 × 4.80	247.0 / 9.72	38	5
BE-8240	0047765	0.8 / 0.03	4.0 / 0.15	175.0 / 6.89	20.0 × 122.0 / 0.79 × 4.80	297.0 / 11.69	47	5
BE-8250	0047772	1.0 / 0.039	5.5 / 0.21	150.0 / 5.90	27.0 × 122.0 / 1.06 × 4.80	272.0 / 10.70	75	5
BE-8250L	1838607	1.0 / 0.039	5.5 / 0.21	200.0 / 7.87	27.0 × 122.0 / 1.06 × 4.80	322.0 / 12.67	90	5
BE-8255	0047789	1.2 / 0.05	6.5 / 0.26	150.0 / 5.90	36.0 × 122.0 / 1.42 × 4.80	272.0 / 10.70	114	5

SLOTTED STUBBY TYPE
BE-8330–BE-8455


Screwdriver for slotted
screws
Stubby type for working
in confined spaces
ISO 2380/DIN 5264


ergo®

Part no.	EAN code 731415+	 mm / inch	 mm / inch	 mm / inch	 mm / inch	 mm / inch	Weight grams	Pack qty
BE-8330	1838614	0.6 / 0.02	3.5 / 0.13	25.0 / 0.98	36.0 × 0.58 / 1.42 × 2.28	83.0 / 3.26	43	5
BE-8340	1838621	0.8 / 0.03	4.0 / 0.15	25.0 / 0.98	36.0 × 0.58 / 1.42 × 2.28	83.0 / 3.26	43	5
BE-8350	1838638	1.0 / 0.04	5.5 / 0.21	25.0 / 0.98	36.0 × 0.58 / 1.42 × 2.28	83.0 / 3.26	43	5
BE-8355	1838652	1.2 / 0.05	6.5 / 0.26	25.0 / 0.98	36.0 × 0.58 / 1.42 × 2.28	83.0 / 3.26	43	5
BE-8360	1838676	1.2 / 0.05	8.0 / 0.31	25.0 / 0.98	36.0 × 0.58 / 1.42 × 2.28	83.0 / 3.26	50	5
BE-8450	1838645	1.0 / 0.04	5.5 / 0.21	45.0 / 1.77	36.0 × 0.58 / 1.42 × 2.28	103.0 / 4.05	51	5
BE-8455	1838669	1.2 / 0.05	6.5 / 0.26	45.0 / 1.77	36.0 × 0.58 / 1.42 × 2.28	103.0 / 4.05	25	5

SLOTTED SCREWDRIVERS WITH HEXAGON COLLAR

SLOTTED WITH HEXAGON COLLAR







BE-8160–BE-8890



Screwdriver for slotted screws
Hexagon bolstered blade, two-handed grip
ISO 2380/DIN 5264



ergo®

Part no.	EAN code 731415+	 mm / inch	 mm / inch	 mm / inch	 mm / inch	 mm / inch	 mm / inch	Weight grams	Pack qty
BE-8160	0010745	1.2 / 0.05	8.0 / 0.31	125.0 / 4.92	36.0 × 122.0 / 1.42 × 4.80	247.0 / 9.72	11.0 / 0.43	142	5
BE-8260	0047796	1.2 / 0.05	8.0 / 0.31	175.0 / 6.88	36.0 × 122.0 / 1.42 × 4.80	297.0 / 11.69	11.0 / 0.43	165	5
BE-8865	0010851	1.6 / 0.06	8.0 / 0.31	175.0 / 6.88	36.0 × 161.0 / 1.42 × 6.33	336.0 / 13.25	13.0 / 0.51	176	5
BE-8870	0010875	1.6 / 0.06	10.0 / 0.39	175.0 / 6.88	36.0 × 161.0 / 1.42 × 6.33	336.0 / 13.25	13.0 / 0.51	200	5
BE-8880	0010899	2.0 / 0.08	12.0 / 0.47	200.0 / 7.86	36.0 × 161.0 / 1.42 × 6.33	361.0 / 14.20	13.0 / 0.51	272	5
BE-8890	0010905	2.5 / 0.09	14.0 / 0.55	200.0 / 7.86	36.0 × 161.0 / 1.42 × 6.33	361.0 / 14.20	16.0 / 0.63	276	5

HEXAGON SOCKET SCREWDRIVERS

HEXAGON SOCKET / HEXAGON COLLAR





BE-8702–BE-8710



Screwdriver for hexagonal screws, ball ended
BE-8710 with Hexagon bolstered blade, two-handed grip







ergo®

Part no.	EAN code 731415+	 mm / inch	 mm / inch	 mm / inch		Weight grams	Pack qty
BE-8702	1838768	110.0 / 4.33	16.0 × 102.0 / 0.63 × 4.02	212.0 / 8.35	2	22	5
BE-8725	1838775	110.0 / 4.33	17.0 × 102.0 / 0.67 × 4.02	212.0 / 8.35	2.5	22	5
BE-8703	0027651	110.0 / 4.33	16.0 × 102.0 / 0.63 × 4.02	212.0 / 8.35	3	25	5
BE-8704	0027668	110.0 / 4.33	20.0 × 122.0 / 0.79 × 4.80	232.0 / 9.13	4	41	5
BE-8705	0027675	110.0 / 4.33	27.0 × 122.0 / 1.06 × 4.80	232.0 / 9.13	5	65	5
BE-8706	0027682	140.0 / 5.51	27.0 × 122.0 / 10.6 × 4.80	262.0 / 10.31	6	97	5
BE-8708	0027699	150.0 / 5.90	36.0 × 122.0 / 1.42 × 4.80	272.0 / 10.71	8	178	5
BE-8710	0027705	150.0 / 5.90	36.0 × 161.0 / 1.42 × 6.34	311.0 / 12.24	10	250	5


PHILLIPS® SCREWDRIVERS
PHILLIPS®
BE-8600–BE-8620L


Screwdriver for
Phillips® screws







ergo®

Part no.	EAN code 731415+	 mm / inch	 mm / inch	 mm / inch		Weight grams	Pack qty
BE-8600	0010769	60.0 / 2.36	16.0 × 102.0 / 0.63 × 4.02	162.0 / 6.38	0	19	5
BE-8610	0010776	75.0 / 2.95	20.0 × 122.0 / 0.79 × 4.80	197.0 / 7.75	1	46	5
BE-8610L	1838683	200.0 / 7.87	20.0 × 122.0 / 0.79 × 4.80	322.0 / 12.67	1	75	5
BE-8620	0010783	100.0 / 3.94	27.0 × 122.0 / 1.06 × 4.80	222.0 / 8.74	2	72	5
BE-8620L	1838690	200.0 / 7.87	27.0 × 122.0 / 1.06 × 4.80	322.0 / 12.67	2	85	5

PHILLIPS® WITH HEXAGON COLLAR
BE-8630–BE-8640


Screwdriver for
Phillips® screws
Hexagon bolstered blade
BE-8640 with
two-handed grip






ergo®


Part no.	EAN code 731415+	 mm / inch	 mm / inch	 mm / inch	 mm / inch		Weight grams	Pack qty
BE-8630	0010790	150.0 / 5.90	36.0 × 122.0 / 1.42 × 4.80	272.0 / 10.71	11.0 / 0.43	3	154	5
BE-8640	0010806	200.0 / 7.87	36.0 × 161.0 / 1.42 × 6.34	361.0 / 14.21	16.0 / 0.63	4	222	5

PHILLIPS® STUBBY TYPE
BE-8601–BE-8602






Screwdriver for
Phillips® screws
Stubby type for working
in confined spaces


ergo®

Part no.	EAN code 731415+	 mm / inch	 mm / inch	 mm / inch		Weight grams	Pack qty
BE-8601	1838706	25.0 / 0.98	36.0 × 58.0 / 1.42 × 2.28	83.0 / 3.26	1	40	5
BE-8602	1838713	25.0 / 0.98	36.0 × 58.0 / 1.42 × 2.28	83.0 / 3.26	2	45	5


POZIDRIV® SCREWDRIVERS
POZIDRIV®
BE-8800 – BE-8820L

 Screwdriver for
Pozidriv® screws






ergo®

Part no.	EAN code 731415+	 mm / inch	 mm / inch	 mm / inch		Weight grams	Pack qty
BE-8800	0042012	60.0 / 2.36	16.0 × 102.0 / 0.63 × 4.02	162.0 / 6.34	0	19	5
BE-8810	0010813	75.0 / 2.95	20.0 × 122.0 / 0.79 × 4.80	197.0 / 7.76	1	40	5
BE-8810L	1838720	200.0 / 7.86	20.0 × 122.0 / 0.79 × 4.80	322.0 / 12.67	1	75	5
BE-8820	0010820	100.0 / 3.94	27.0 × 122.0 / 1.06 × 4.80	222.0 / 8.74	2	72	5
BE-8820L	1838737	200.0 / 7.87	27.0 × 122.0 / 1.06 × 4.80	322.0 / 12.67	2	85	5

POZIDRIV® WITH HEXAGON COLLAR
BE-8830

 Screwdriver for
Pozidriv® screws
Hexagon bolstered blade





ergo®

Part no.	EAN code 731415+	 mm / inch	 mm / inch	 mm / inch	 mm / inch		Weight grams	Pack qty
BE-8830	0010837	150.0 / 5.90	36.0 × 122.0 / 1.41 × 4.80	272.0 / 10.71	11.0 / 0.43	3	136	5

POZIDRIV® STUBBY TYPE
BE-8801 – BE-8802

 Screwdriver for
Pozidriv® screws
Stubby type for working
in confined spaces






ergo®

Part no.	EAN code 731415+	 mm / inch	 mm / inch	 mm / inch		Weight grams	Pack qty
BE-8801	1838744	25.0 / 0.98	36.0 × 58.0 / 1.42 × 2.28	83.0 / 3.26	1	40	5
BE-8802	1838751	25.0 / 0.98	36.0 × 58.0 / 1.42 × 2.28	83.0 / 3.26	2	45	5


TORX® SCREWDRIVERS
TORX®
BE-8906–BE-8945

Screwdriver for
Torx® screws
BE-8940 and
BE-8945 with
two-handed grip



ergo®

Part no.	EAN code 731415+	 mm / inch	 mm / inch	 mm / inch	 mm / inch		Weight grams	Pack qty
BE-8906	0027729	50.0 / 1.97	16.0 × 102.0 / 0.63 × 4.02	152.0 / 5.98	1.70 / 0.07	T6	15	5
BE-8907	0027736	55.0 / 2.16	16.0 × 102.0 / 0.63 × 4.02	157.0 / 6.18	1.99 / 0.08	T7	22	5
BE-8908	0027743	60.0 / 2.36	16.0 × 102.0 / 0.63 × 4.02	162.0 / 6.38	2.31 / 0.09	T8	23	5
BE-8909	0027750	60.0 / 2.36	20.0 × 122.0 / 0.79 × 4.80	182.0 / 7.16	2.50 / 0.10	T9	41	5
BE-8910	0027767	65.0 / 2.56	20.0 × 122.0 / 0.79 × 4.80	187.0 / 7.36	2.74 / 0.11	T10	34	5
BE-8915	0027774	70.0 / 2.75	20.0 × 122.0 / 0.79 × 4.80	192.0 / 7.56	3.27 / 0.13	T15	35	5
BE-8920	0027781	80.0 / 3.15	27.0 × 122.0 / 1.06 × 4.80	202.0 / 7.95	3.86 / 0.15	T20	60	5
BE-8925	0027798	80.0 / 3.15	27.0 × 122.0 / 1.06 × 4.80	202.0 / 7.95	4.43 / 0.17	T25	55	5
BE-8927	0027804	100.0 / 3.94	36.0 × 122.0 / 1.42 × 4.80	222.0 / 8.74	4.99 / 0.20	T27	96	5
BE-8930	0027811	100.0 / 3.94	36.0 × 122.0 / 1.42 × 4.80	222.0 / 8.74	5.52 / 0.22	T30	96	5
BE-8940	0027828	130.0 / 5.12	36.0 × 161.0 / 1.42 × 6.34	291.0 / 11.46	6.65 / 0.26	T40	163	5
BE-8945	1838782	130.0 / 5.12	36.0 × 161.0 / 1.41 × 6.34	291.0 / 11.46	7.82 / 0.31	T45	163	5

ERGO® SCREWDRIVER SETS



SLOTTED/PHILLIPS®

BE-9881



ERGO® screwdriver set, 6 pcs
For Slotted and Phillips® screws
In display box



Part no.	EAN code 731415+	 mm / inch	 mm / inch	Weight grams	Pack qty
BE-9881	0043279	BE-8020 - 0.5 × 3 × 50 / 0.02 × 0.11 × 1.96 BE-8040 - 0.8 × 4 × 100 / 0.03 × 0.15 × 3.93 BE-8150 - 1.0 × 5.5 × 100 / 0.039 × 0.21 × 3.92 BE-8155 - 1.2 × 6.5 × 125 / 0.05 × 0.26 × 4.92	BE-8610 - PH 1 × 75 / 2.95 BE-8620 - PH 2 × 100 / 3.94	450	1


TORX®

BE-9885



ERGO® screwdriver set, 5 pcs
For Torx® screws
In display box



Part no.	EAN code 731415+		Weight grams	Pack qty
BE-9885	0048465	BE-8910 - T10 BE-8915 - T15 BE-8920 - T20 BE-8925 - T25 BE-8930 - T30	355	1




SLOTTED/PHILLIPS®/POZIDRIV®

BE-9886



ERGO® screwdriver set, 6 pcs
For Slotted, Phillips® and Pozidriv® screws
In display box



Part no.	EAN code 731415+	 mm / inch	 mm / inch	 mm / inch	Weight grams	Pack qty
BE-9886	0048472	BE-8030 - 0.6 × 3.5 × 75 / 0.024 × 0.13 × 2.95 BE-8150 - 1.0 × 5.5 × 100 / 0.039 × 0.21 × 3.92	BE-8610 - PH 1 × 75 / 2.95 BE-8620 - PH 2 × 100 / 3.94	BE-8810 - PZ 1 × 75 / 2.95 BE-8820 - PZ 2 × 100 / 3.94	430	1

INTRODUCTION SPARE PARTS



Always ready to go
with Lindström spare parts

RX BIOSPRING® FOR RX SERIES

- Tension is kept minimal and limited throughout the working cycle of the tool
- Handle width is controlled for ease of tool pick-up and handling
- Tension and opening width can be adjusted according to preference via three ports
- Almost indestructible in normal use
- On facing page, a spring is properly inserted for sure retention

BIOSPRING®

RX8000



Fits all RX Series cutters and pliers

Part no.	EAN code 731415+	Weight grams	Pack qty
RX8000	0103263	5	5

RX SPRING ADJUSTMENT:

1. Pull the tool apart
2. Place the spring in the desired port
3. Close the tool



80 EX HS SUP SPRINGS FOR 80, EX, HS AND SUPREME SERIES

- Due to the long life of 80 Series, EX Series, HS Series and Supreme Series cutters and pliers, replaceable springs help reduce down time and the need to stock substitute tools

RETURN SPRINGS

SP8000, SP8160, EX8000



Springs to fit all non-RX cutters and pliers

Part no.	EAN code 731415+	Cutters and Pliers	Weight grams	Pack qty
SP8000	0111572	HS, 80 Series 8130-8158; all Supreme	2	1 PR
SP8160	0111589	HS, 80 Series 8160-8168	2	1 PR
EX8000	0109685	EX Series	2	1 PR

80 RX HS SUP LEAD CATCHER FOR 80, RX, HS AND SUPREME SERIES

- Patented lead catcher holds cut wires, preventing injury and keeping leads from flying into the assembly
- The lead catchers can be removed and reused
- Sold in packs of 5

LEAD CATCHER

813, 814



Easy to install and remove

Part no.	EAN code 731415+	Cutters	Weight grams	Pack qty
813	0055852	8130-8138, RX 8130-8138, HS 8130-8138, 7190-7191	4	5
814	0055845	8140-8148, RX 8140-8148, HS 8140-8148	4	5

Lead catchers for other products are available on request. Please contact Lindström for more information.

Warranty

Lindström brand tools carry a full guarantee covering defects in material and workmanship. Tools subjected to abnormal use, abuse, alteration or use after the tool is significantly worn are not covered by this warranty. The Lindström facility conducts all tool evaluations for warranty claims. To start the warranty process contact your Lindström distributor.

Returns for warranty evaluation from North American customers should be sent to:

Lindström Precision Tools
Attn: Warranty Dept.
19240 San Jose Avenue
City of Industry, California 91748

Phone: 626.956.1201
E-mail: service.usa@lindstromtools.com

Questions involving the performance of your Lindström tools should be directed to our customer service office listed above.



Services

Only factory-authorized service can offer resharpener and reconditioning that keeps the Lindström lifetime warranty intact. Our service center in City of Industry offers a full range of reconditioning, calibration and tool sharpening for all Lindström brand products and other brands. Services offered include:

- Cutter reconditioning: Sharpening cutting edges, installing new grips & springs, adjusting the joint
- Sharpening only: Cutters, scissors, cutting tweezers
- Pliers reconditioning: Jaw resurfacing, installing new grips and springs and adjusting the joint
- Pliers modification: Adding serrations, super-radiused edges and handle retrofitting
- Recalibration: Repair, recalibration, and recertification for torque screwdrivers
- Tweezers reconditioning: Tip straightening and realignment

Call 626.956.1201 or E-mail us at service.usa@lindstromtools.com for price and lead-time.

Tools for servicing should be sent to:

Lindström Precision Tools
Attn: Recon Dept.
19240 San Jose Avenue
City of Industry, California 91748

INDEX BY TYPE
CUTTERS
ANGLE

7280 20, 48
7285 20, 49
7290 20, 49
7291 20, 49
7293 20, 49
8211 20, 44
8247 20, 44
8248 20, 45
HS 7280 20, 57
HS 7285 20, 57
HS 7290 20, 57
HS 7291 20, 57
HS 7293 20, 57
HS 8211 20, 55, 57
HS 8247 20, 57
HS 8248 20, 57
LF 7280 20
LF 7285 20
LF 7290 20
LF 7291 20
LF 7293 20
LF 8211 20
LF 8247 20
LF 8248 20
RX 8211 20, 26
RX 8247 20, 26
RX 8248 5, 20, 26

HEAVY DUTY

TRX 8180 31

MICRO TIP

RX 8233 20, 27
RX 8234 20, 27
RX 8237 20, 27

MINIATURE END

7292 20, 47, 50
HS 7292 20, 57
LF 7292 20

MULTI-PURPOSE SHEAR

HS6000 31
HS6001 31

OVAL

8130 20, 42, 45, 128
8131 20, 42
8132 20, 42
8140 7, 20, 41, 42, 128
8141 9, 20, 42
8142 20, 42
8150 11, 20, 42, 128
8151 20, 42
8152 20, 42
8160 20, 42, 128
8161 20, 42
8162 20, 42
EX 8140 20, 36
EX 8141 20, 36
EX 8150 20, 35, 36
EX 8151 20, 36
HS 8130 20, 56
HS 8131 20, 56
HS 8132 20, 56
HS 8140 20, 55, 56
HS 8141 20, 56
HS 8142 20, 56
HS 8150 20, 56
HS 8151 20, 56
HS 8152 20, 56
HS 8160 20, 56
HS 8161 20, 57
HS 8162 20, 57
LF 8130 20
LF 8131 20
LF 8132 20, 59
LF 8140 20, 59
LF 8141 20
LF 8142 20
LF 8150 20
LF 8151 20
LF 8152 20
LF 8160 20
LF 8161 20
LF 8162 20
RX 8130 20, 24
RX 8131 20, 24
RX 8132 20, 24
RX 8140 20, 22, 24
RX 8141 20, 24
RX 8142 20, 24
RX 8150 20, 23, 24
RX 8151 20, 24
RX 8152 20, 24
RX 8160 20, 24
RX 8161 20, 24
RX 8162 20, 24

PLASTIC

P6160 32

TAPERED

7190 20, 48
7191 20, 48
8133 20, 43
8134 20, 43
8135 20, 43
8143 20, 43
8144 20, 41, 43
8145 20, 43
8153 20, 43
8154 20, 43
8155 20, 43
8163 20, 43
8164 20, 43
8165 20, 43
HS 7190 20, 57
HS 7191 20, 57
HS 8133 20, 56
HS 8134 20, 56
HS 8135 20, 56
HS 8143 20, 56
HS 8144 20, 56
HS 8145 20, 56
HS 8153 20, 56
HS 8154 20, 56
HS 8155 20, 56
HS 8163 20, 57
HS 8164 20, 57
HS 8165 20, 57
LF 7190 20
LF 7191 20
LF 8133 20
LF 8134 20
LF 8135 20
LF 8143 20
LF 8144 20, 59
LF 8145 20
LF 8153 20
LF 8154 20
LF 8155 20
LF 8163 20
LF 8164 20
LF 8165 20
RX 8133 20, 25
RX 8134 20, 25
RX 8135 20, 25
RX 8143 20, 25
RX 8144 20, 25
RX 8145 20, 25
RX 8153 20, 25
RX 8154 20, 25
RX 8155 20, 25
RX 8163 20, 25
RX 8164 20, 25
RX 8165 20, 25

TAPERED AND RELIEVED

8136 20, 43
8137 20, 43
8138 20, 43
8146 20, 43
8147 20, 43
8148 20, 43
8156 20, 43
8157 20, 43
8158 20, 43
8166 20, 43
8167 20, 43
EX 776 20, 36
EX 777 20, 36
HS 8136 20, 56
HS 8137 20, 56
HS 8138 20, 56
HS 8146 20, 56
HS 8147 20, 56
HS 8148 20, 56
HS 8156 20, 56
HS 8157 20, 56
HS 8158 20, 56
HS 8166 20, 57
HS 8167 20, 57
HS 8168 20, 57
LF 8136 20
LF 8137 20
LF 8138 20
LF 8146 20
LF 8147 20
LF 8148 20
LF 8156 20
LF 8157 20
LF 8158 20
LF 8166 20
LF 8167 20
LF 8168 20
RX 8136 20, 25
RX 8137 20, 25
RX 8138 20, 25
RX 8146 20, 25
RX 8147 20, 25
RX 8148 7, 20, 25
RX 8156 20, 25
RX 8157 20, 25
RX 8158 20, 25
RX 8166 20, 25
RX 8167 20, 25
RX 8168 20, 25
TIP
8149 20, 44
HS 8149 20, 56
LF 8149 20
RX 8149 20, 24

**ERGO®
SCREWDRIVERS**
ERGO® SCREWDRIVER

SETS
BE-9881 121
BE-9885 121
BE-9886 121

HEXAGON SOCKET

BE-8702 117
BE-8703 117
BE-8704 117
BE-8705 115, 117
BE-8706 117
BE-8708 117
BE-8725 117

**HEXAGON SOCKET
WITH HEXAGON COLLAR**

BE-8710 117

PHILLIPS®

BE-8600 118
BE-8610 114, 118, 121
BE-8610L 118
BE-8620 118, 121
BE-8620L 118

PHILLIPS® STUBBY

BE-8601 118
BE-8602 118

**PHILLIPS®
WITH HEXAGON COLLAR**

BE-8630 118
BE-8640 118

POZIDRIV®

BE-8800 119
BE-8810 114, 119, 121
BE-8810L 119
BE-8820 119, 121
BE-8820L 119

POZIDRIV® STUBBY

BE-8801 119
BE-8802 119

**POZIDRIV®
WITH HEXAGON COLLAR**

BE-8830 119

INDEX BY TYPE

PLIERS

SLOTTED

BE-8010 116
 BE-8020 116, 121
 BE-8020L 116
 BE-8030 114, 116, 121
 BE-8040 116, 121
 BE-8150 116, 121
 BE-8155 116, 121
 BE-8210 116
 BE-8220 116
 BE-8230 116
 BE-8240 116
 BE-8250 116
 BE-8250L 116
 BE-8255 116

SLOTTED STUBBY

BE-8330 116
 BE-8340 116
 BE-8350 116
 BE-8355 116
 BE-8360 116
 BE-8450 116
 BE-8455 116

SLOTTED

WITH HEXAGON COLLAR

BE-8160 117
 BE-8260 114, 115, 117
 BE-8865 117
 BE-8870 117
 BE-8880 117
 BE-8890 117

TORX®

BE-8906 120
 BE-8907 120
 BE-8908 120
 BE-8909 120
 BE-8910 115, 120, 121
 BE-8915 120, 121
 BE-8920 120, 121
 BE-8925 120, 121
 BE-8927 120
 BE-8930 120, 121
 BE-8940 120
 BE-8945 120

BENT NOSE

7892 5, 9, 20, 46, 52
 HS 7892 20, 57
 LF 7892 20
 RX 7892 9, 20, 29

CHAIN NOSE

7890 20, 51, 128
 7891 7, 20, 51
 EX 7890 20, 35, 38
 HS 7890 20, 55, 57
 HS 7891 20, 57
 LF 7890 20, 59
 LF 7891 20
 RX 7890 9, 20, 29
 RX 7891 20, 23, 29

FLAT NOSE

7490 20, 50
 EX 7490 20, 37
 HS 7490 20, 57
 LF 7490 20
 RX 7490 20, 28

NEEDLE NOSE

7894 20, 53
 EX 7894 20, 39
 HS 7894 20, 57
 LF 7894 20
 RX 7894 20, 30

ROUND/FLAT NOSE

EX 7450 20, 37

ROUND NOSE

7590 20, 47, 51
 EX 7590 20, 38
 HS 7590 20, 57
 LF 7590 20
 RX 7590 20, 28

SNIPE NOSE

7893 20, 52, 128
 HS 7893 20, 55, 57
 LF 7893 20, 59
 RX 7893 20, 30

SPARE PARTS

BIOSPRING®

RX8000 123

LEAD CATCHER

813 123
 814 123

REPLACEABLE SPRINGS

EX8000 123
 SP8000 123
 SP8160 123

SPECIALLY ENGINEERED TOOLS

CUT AND BEND

202A 61, 64
 204B 64
 212A 65

CUT AND FORM

331A 61, 65
 341A 7, 65

CUTTERS

8154PSP 11, 61, 67
 8160PS 68
 RX 8140PS 67
 RX 8140PSF 67

END CUTTERS

7292MI 61, 68

FORMING PLIERS

RX 601 61
 RX 601-16 61, 68

IC INSERTION/ EXTRACTION TOOLS

801C 62
 7992 62
 RX 501 62

LEADFORMERS

601A 66
 614A 66
 RX304D 66

STANDOFF CUTTERS

111A 63
 112A 63
 121A 63
 HS122M 64

TORQUE PRODUCTS

DIGITAL TORQUE TESTER™

DTT501-EZ 111, 113

MICRO-ADJUSTABLE SCREWDRIVER

MAL500-1 112
 MAL500-2 112
 MAL500-3 5, 112

PRESET SCREWDRIVER

PS501-1 112
 PS501-2 112
 PS501-3 112
 PS501-4 112

INDEX BY TYPE

TWEEZERS

CERAMIC

REPLACEABLE TIP

2AMZ-SA 94
7MZ-SA 73, 94
71MZ-SA 95
72MZ-SA 95
73MZ-SA 95
74MZ-SA 95
A2AMZ 95
A7MZ 96
A71MZ 96
A72MZ 96
A73MZ 96
A74MZ 96

COMPONENT HANDLING

571-SA 73, 99
572-SA 99
573-SA 100

ERGO TOUCH

0C9-NC-ET 103
0-NC-ET 103
000-SA-ET 103
00-SA-ET 103
2AB-SA-ET 104
2A-SA-ET 103
3C-SA-ET 104
3-SA-ET 104
4-SA-ET 104
5-NC-ET 104
5-SA-ET 104
7A-SA-ET 105
7-SA-ET 69, 71, 105
15-AGW-ET 105
15-UFF-ET 105
51S-NC-ET 105
51S-SA-ET 5, 73, 105
AA-SA-ET 106
M5-SA-ET 106

FLAT TIP

34A-SA 99
35A-SA 99

GENERAL PURPOSE

29D-SA 71, 86
29-SA 86
30-SA 86
119-SA 73, 84
120-SA 84
121-SA 84
122-SA 84
123-SA 84
124-SA 85
231-SA 85
475-SA 73, 85
648-NC 85
648-SA 85
649-NC 85

649-SA 85
AA-S 86
AA-SA 86
AA-TA 86

HIGH PRECISION

00B-SA 73, 74
0C9-SA 74
00D-SA 74
0-NC 74
000-SA 75
00-SA 74
0-SA 74
1-NC 75
1-S 75
1-SA 75
1-TA 75
2AB-SA 76
2AB-TA 76
2A-NC 75
2A-S 75
2A-SA 75
2A-TA 75
2AX-SA 83
2-BR 75
2-NC 75
2-S 75
2-SA 75
3C-BR 76
3C-NC 76
3C-SA 76
3C-TA 76
3-NC 76
3-S 76
3-SA 76
3-TA 76
3X-SA 83
4A-SA 77
4-NC 76
4-S 76
4-SA 76
4-TA 76
5A-SA 77
5AX-SA 83
5B-NC 77
5B-SA 77
5C-SA 78
5-NC 77
5-S 77
5-SA 77
5-TA 77
6-SA 78
7A-SA 78
7-NC 73, 78
7-S 78
7-SA 78
7-TA 78
7X-SA 83
10G-SA 79
11-N 79

15A 79
15AGW 79
15AGWHM-SA 79
15AP 80
27-SA 80
31-SA 83
51S-SA 80
65A-SA 80
AC-SA 80
F-SA 81
M00D-SA 81
M2A-SA 81
M2-SA 81
M3-SA 81
M4-SA 82
M5-SA 82
S-SA 82
SS-SA 82

PLASTIC

705CF 93
705DG 93
705SV 93
707CF 93
707DG 93
707SV 93
708CF 93
708DG 93
708SV 93
709CF 93
709DG 93
709SV 93
710CF 94
710DG 94
710SV 94

PLASTIC TIP

00 ACF 91
00CFR-SA 89
00CF-SA 87
2A ACF 91
2AB ACF 91
2ABCFR-SA 89
2ACFR-SA 89
2ACF-SA 87
5 ACF 91
5CFR-SA 89
5CF-SA 87
7 ACF 92
7CFR-SA 90
246 ACF 92
246CFR-SA 90
248CF-SA 72, 87
249 ACF 92
249CFR-SA 11, 71, 72, 90
249CF-SA 87
251-SA 88
252-SA 88
253-SA 88
255-SA 88

259 ACF 92
259CFR-SA 90
259CF-SA 88
259DLR-SA 90
259SVR-SA 90
269CF-SA 89

SL

00-SA-SL 107
1-SA-SL 107
2A-SA-SL 107
2-SA-SL 107
3C-SA-SL 107
3-SA-SL 108
4-SA-SL 108
5A-SA-SL 108
5-SA-SL 108
7A-SA-SL 73, 109
7-SA-SL 108
AA-SA-SL 109
AC-SA-SL 109
MM-SA-SL 109
SS-SA-SL 109

SMD

SM104-SA 72, 100
SM105-SA 100
SM106-SA 100
SM107-SA 101
SM108-SA 101
SM109-SA 101
SM110-SA 101
SM111-SA 101
SM112-SA 102
SM113-SA 102
SM114-SA 102
SM115-SA 102
SM116-SA 102

WAFER HANDLING

2WFCPR-SA 97
3WL-SA 97
4WFCPR-SA 98
4WFG-SA 97
4WF-SA 97
4WL-SA 97
8WNY-SA 98
8WTC1-SA 98
8WT-SA 98

Actual sizes of Cutters and Pliers

See Product selection guide and Product options on pages 20–21



8130 extra small = XS



8140 small = S



8150 medium = M



8160 large = L



7893 small = S




7890 medium = M



Welcome to the Lindström World
of High Precision

Lindström Precision Tools Catalog, USA-3
LIN-2013-ENG
Concept, Graphic Design and Photography – www.gracemill.se
Printed in USA

City of Industry, California, June 2013



LINDSTRÖM PRECISION TOOLS
19240 SAN JOSE AVENUE
CITY OF INDUSTRY | CA 91748

 **LINDSTRÖM**®

WWW.LINDSTROMTOOLS.US

X-ON Electronics

Largest Supplier of Electrical and Electronic Components

Click to view similar products for [Wire Stripping & Cutting Tools](#) category:

Click to view products by [Lindstrom](#) manufacturer:

Other Similar products are found below :

[6-690504-4](#) [693855-1](#) [813066-2](#) [844764-5](#) [844765-5](#) [1-240642-7](#) [133900-001](#) [1-356885-4](#) [1424635-1](#) [1424649-1](#) [1424650-1](#) [1440-0013-84](#)
[1-458031-5](#) [1-458030-5](#) [MT10-250Q](#) [1755](#) [2-539783-7](#) [L-5211](#) [1633578-3](#) [F10-10Q](#) [1-844765-9](#) [251465-1](#) [R282066100](#) [313808-1](#)
[CST596711](#) [458031-9](#) [462839-1](#) [467281-1](#) [4-690504-2](#) [406339-3](#) [L-4994](#) [45-265](#) [453653-1](#) [45-418](#) [455177-1](#) [455671-4](#) [458144-8](#) [462007-](#)
[1](#) [462548-1](#) [464661-1](#) [224186-1](#) [679746-1](#) [809687-1](#) [852080-2](#) [856695-8](#) [11-40-4082](#) [458030-1](#) [679326-7](#) [605744-1](#) [690784-2](#)