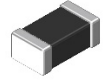


## Multilayer Chip Ferrite Beads---FBH Series



### Feature

- Wide range of frequency to suppress EMI.
- Wide range of impedance values for various applications.
- Internal silver printed layers and magnetic shielded structure.
- RoHS compliant.
- Operating temperature range  $-55^{\circ}\text{C} \sim 125^{\circ}\text{C}$  (Including self - temperature rise).

### Application

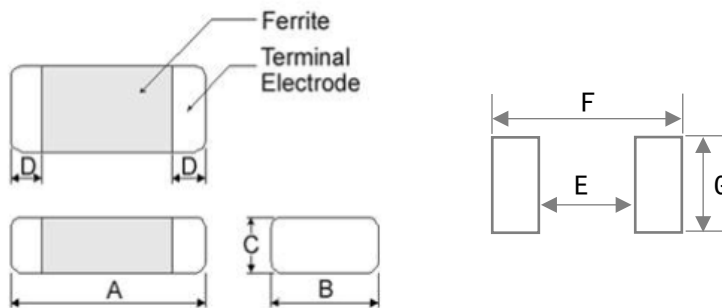
- High frequency EMI prevention of computers, printers, VCRs TVs and portable telephone.

### Production identification

FBH
1005
-
121
Y  
①
②
③
④

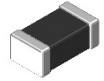
- ① Series name: Ultra High Current Ferrite Bead
- ② Size:  $1.0 \times 0.5 \times 0.5\text{mm}$
- ③ Impedance:  $120\Omega$
- ④ Tolerance:  $\pm 25\%$

### Series Shape and Dimensions (Unit:mm)



Series	A	B	C	D	$E_{\text{Typ}}$	$F_{\text{Typ}}$	$G_{\text{Typ}}$	SPQ
FBH1005	$1.0 \pm 0.15$	$0.5 \pm 0.15$	$0.5 \pm 0.15$	$0.25 \pm 0.1$	0.4	1.3	0.5	10000
FBH1608	$1.6 \pm 0.15$	$0.8 \pm 0.15$	$0.8 \pm 0.15$	$0.3 \pm 0.2$	0.7	1.8	0.8	4000
FBH2012	$2.0 \pm 0.2$	$1.25 \pm 0.2$	$0.85 \pm 0.2$	$0.5 \pm 0.3$	1.0	2.6	1.2	4000
FBH3216	$3.2 \pm 0.2$	$1.6 \pm 0.2$	$1.1 \pm 0.2$	$0.5 \pm 0.3$	2.0	4.2	1.6	3000

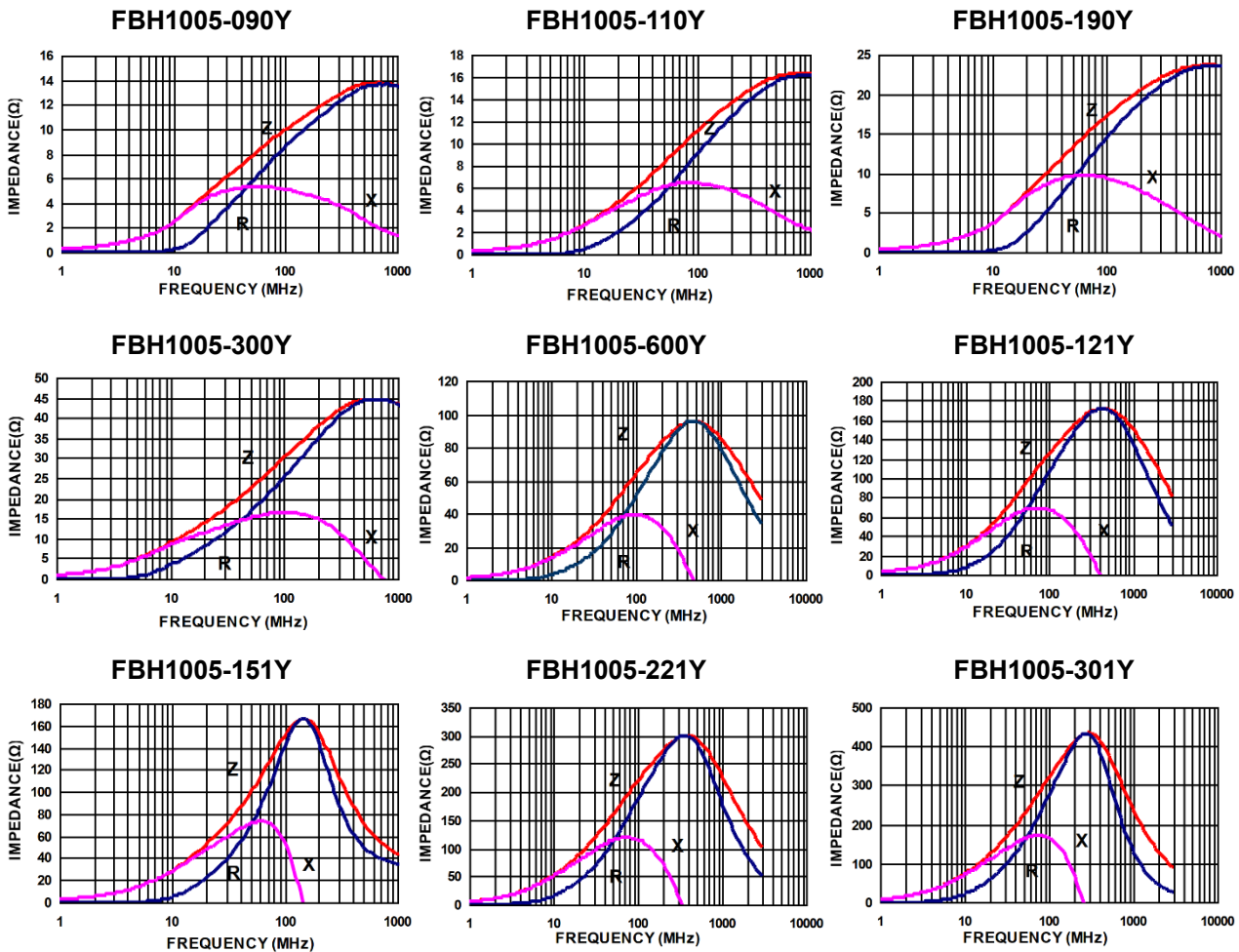
# Multilayer Chip Ferrite Beads---FBH Series




## FBH1005 Electrical Characteristics

Part Number	Impedance (Ω)	Tolerance (±%)	Test Freq. (MHz)	DCR Max (Ω)	Current Max (A)
FBH1005-090Y	9	25	100	0.05	1.80
FBH1005-110Y	11	25	100	0.05	1.80
FBH1005-190Y	19	25	100	0.06	1.50
FBH1005-300Y	30	25	100	0.08	1.30
FBH1005-600Y	60	25	100	0.10	1.00
FBH1005-121Y	120	25	100	0.15	0.80
FBH1005-151Y	150	25	100	0.20	0.70
FBH1005-221Y	220	25	100	0.30	0.60
FBH1005-301Y	300	25	100	0.30	0.60
FBH1005-601Y	600	25	100	0.50	0.50
FBH1005-801Y	800	25	100	0.65	0.30

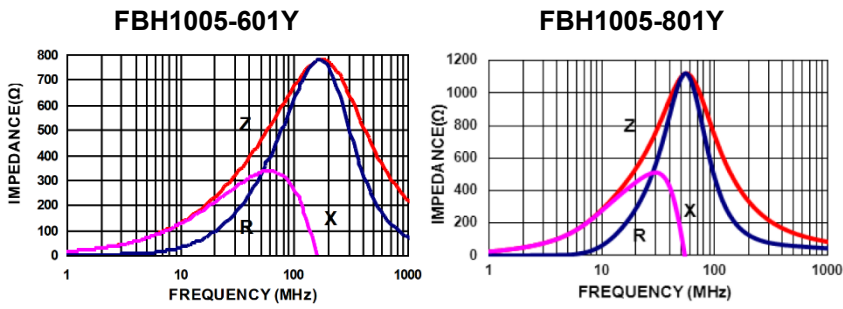
## Typical Impedance vs. Frequency Curves



## Multilayer Chip Ferrite Beads---FBH Series



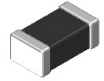
### Typical Impedance vs. Frequency Curves



#### Notes:

1. Rated Current: Applied the current to chip bead, the temperature rise shall not be more than 30°C.
2. Measuring Equipment:  
 Z: HP4291A      RDC: HP4338B or CHEN HWA 502

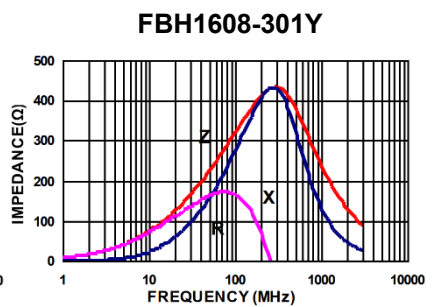
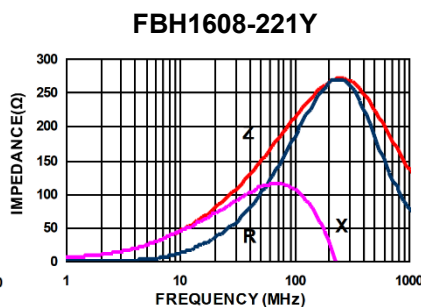
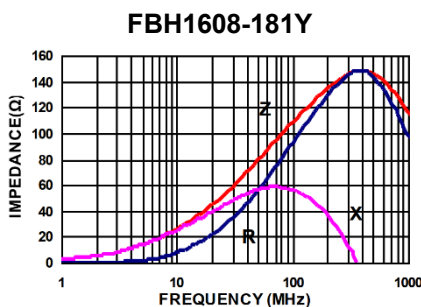
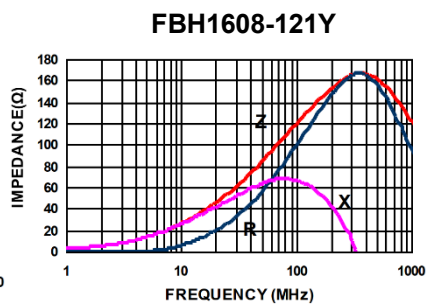
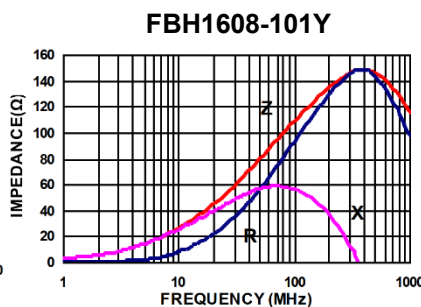
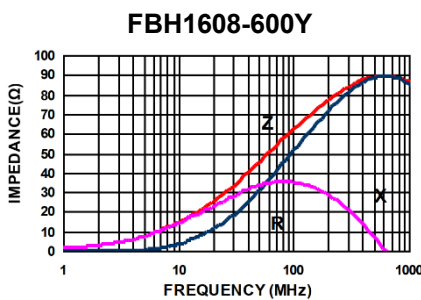
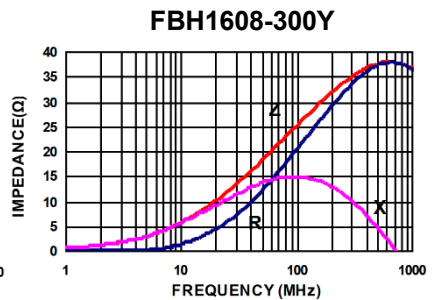
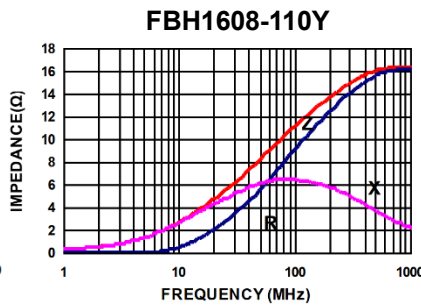
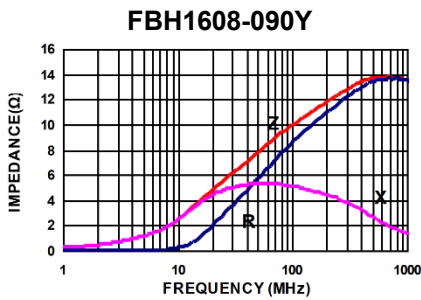
# Multilayer Chip Ferrite Beads---FBH Series




## FBH1608 Electrical Characteristics

Part Number	Impedance (Ω)	Tolerance (±%)	Test Freq. (MHz)	DCR Max (Ω)	Current Max (A)
FBH1608-090Y	9	25	100	0.02	6.00
FBH1608-110Y	11	25	100	0.03	5.00
FBH1608-300Y	30	25	100	0.03	4.00
FBH1608-600Y	60	25	100	0.04	3.00
FBH1608-101Y	100	25	100	0.06	2.50
FBH1608-121Y	120	25	100	0.07	2.00
FBH1608-181Y	180	25	100	0.09	1.50
FBH1608-221Y	220	25	100	0.12	1.50
FBH1608-301Y	300	25	100	0.18	1.50
FBH1608-501Y	500	25	100	0.18	1.20
FBH1608-601Y	600	25	100	0.18	1.20

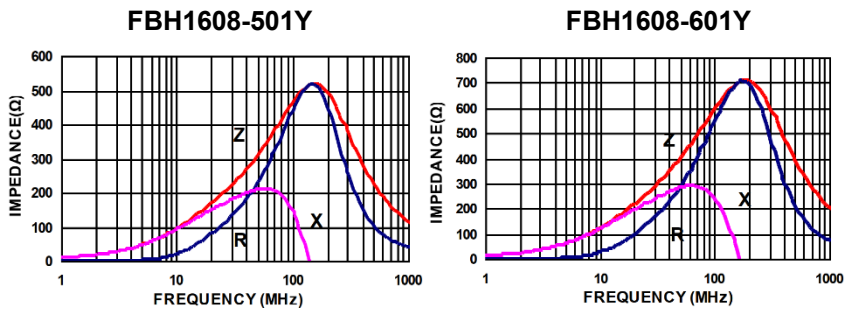
## Typical Impedance vs. Frequency Curves



## Multilayer Chip Ferrite Beads---FBH Series



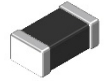
### Typical Impedance vs. Frequency Curves



#### Notes:

1. Rated Current: Applied the current to chip bead, the temperature rise shall not be more than 30°C.
2. Measuring Equipment:  
 Z: HP4291A      RDC: HP4338B or CHEN HWA 502

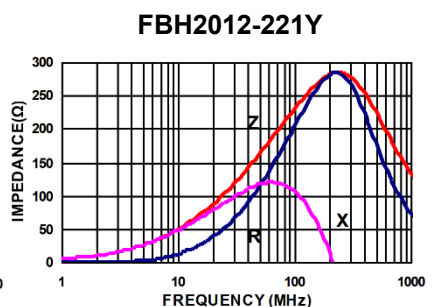
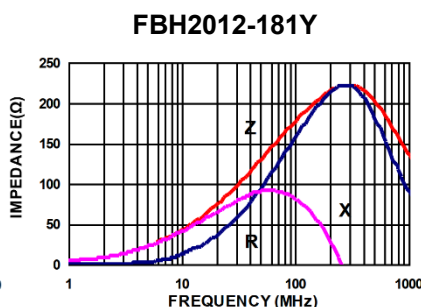
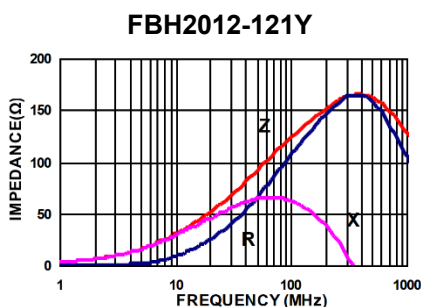
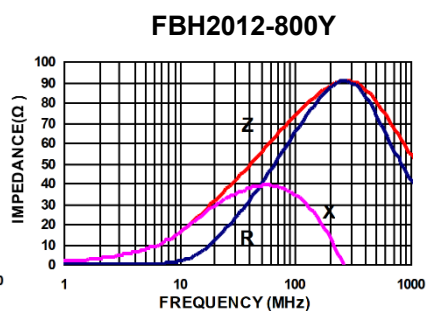
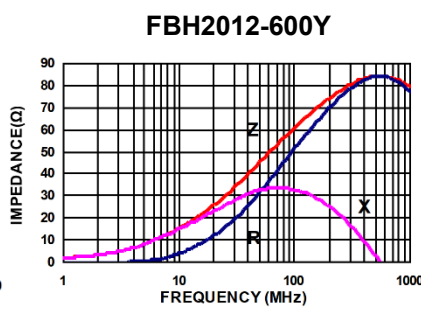
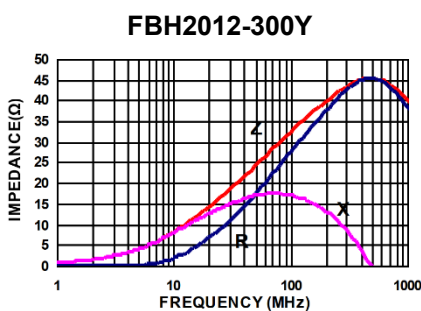
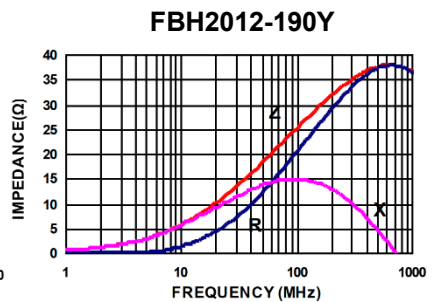
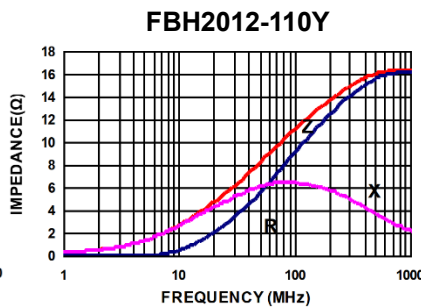
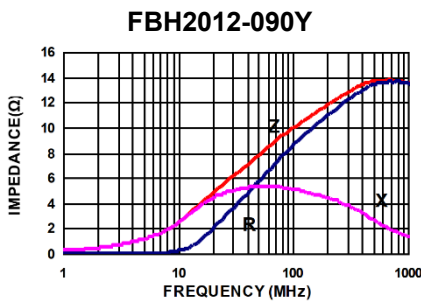
# Multilayer Chip Ferrite Beads---FBH Series



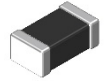
## FBH2012 Electrical Characteristics

Part Number	Impedance (Ω)	Tolerance (±%)	Test Freq. (MHz)	DCR Max (Ω)	Current Max (A)
FBH2012-090Y	9	25	100	0.01	6.00
FBH2012-110Y	11	25	100	0.01	6.00
FBH2012-190Y	19	25	100	0.01	6.00
FBH2012-300Y	30	25	100	0.01	6.00
FBH2012-600Y	60	25	100	0.04	3.50
FBH2012-800Y	80	25	100	0.04	3.00
FBH2012-121Y	120	25	100	0.05	3.00
FBH2012-181Y	180	25	100	0.08	2.50
FBH2012-221Y	220	25	100	0.08	2.50
FBH2012-301Y	300	25	100	0.08	2.50
FBH2012-601Y	600	25	100	0.10	2.00
FBH2012-102Y	1000	25	100	0.12	1.50

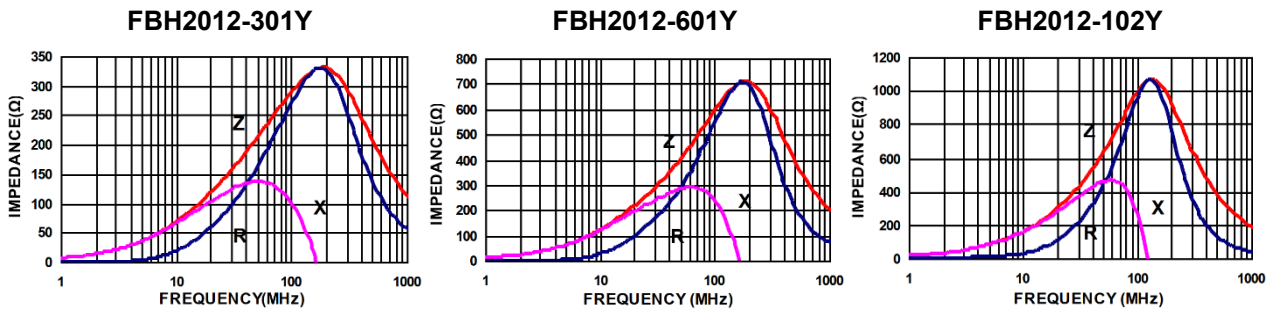
## Typical Impedance vs. Frequency Curves



## Multilayer Chip Ferrite Beads---FBH Series



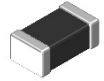
### Typical Impedance vs. Frequency Curves



#### Notes:

1. Rated Current: Applied the current to chip bead, the temperature rise shall not be more than 30°C.
2. Measuring Equipment:  
 Z: HP4291A      RDC: HP4338B or CHEN HWA 502

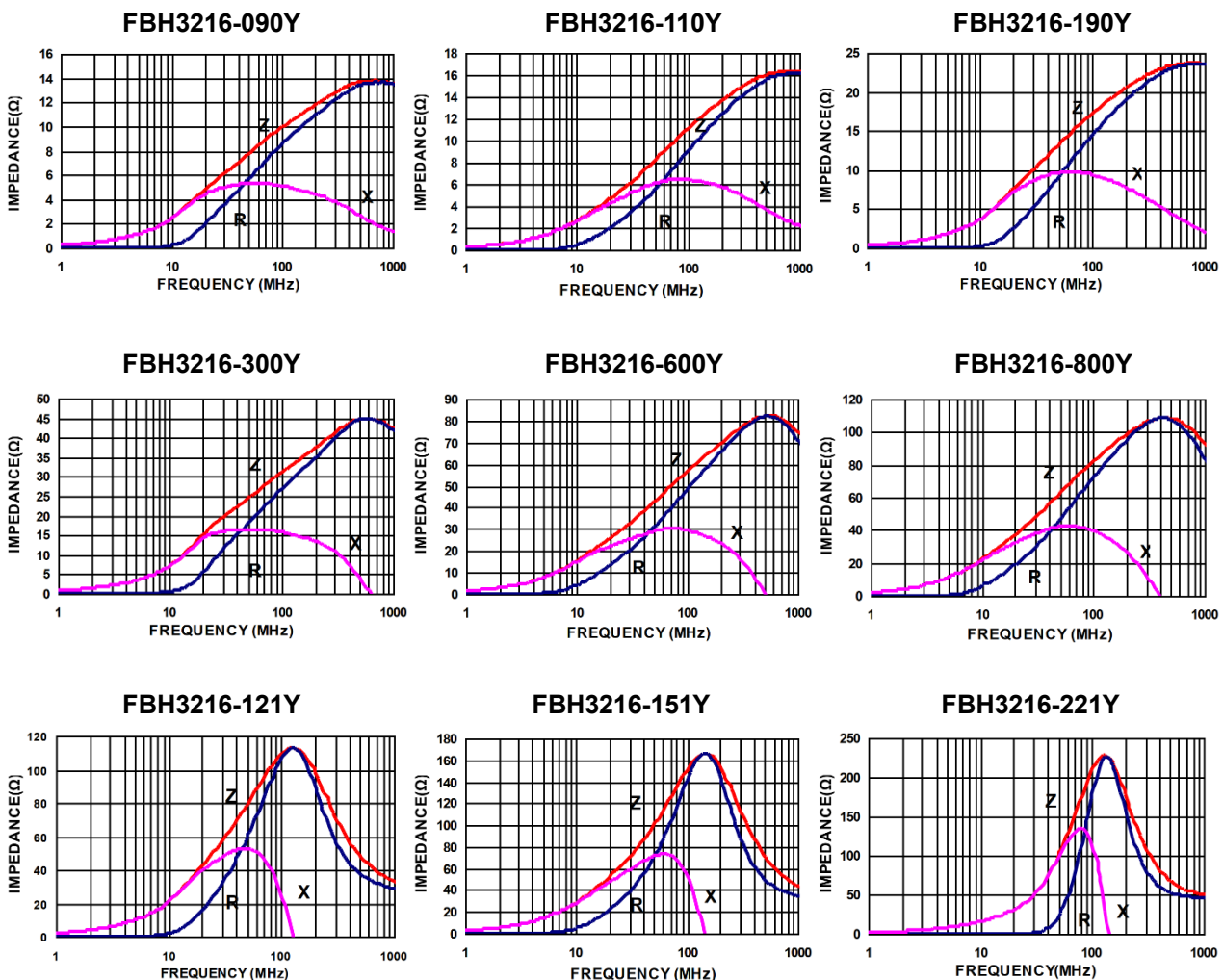
# Multilayer Chip Ferrite Beads---FBH Series



## FBH3216 Electrical Characteristics

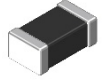
Part Number	Impedance (Ω)	Tolerance (±%)	Test Freq. (MHz)	DCR Max (Ω)	Current Max (A)
FBH3216-090Y	9	25	100	0.015	6.00
FBH3216-110Y	11	25	100	0.015	6.00
FBH3216-190Y	19	25	100	0.015	6.00
FBH3216-300Y	30	25	100	0.015	6.00
FBH3216-600Y	60	25	100	0.025	4.00
FBH3216-800Y	80	25	100	0.035	4.00
FBH3216-121Y	120	25	100	0.035	4.00
FBH3216-151Y	150	25	100	0.045	3.00
FBH3216-221Y	220	25	100	0.055	3.00
FBH3216-301Y	300	25	100	0.065	2.50
FBH3216-501Y	500	25	100	0.085	2.50
FBH3216-601Y	600	25	100	0.10	2.00
FBH3216-801Y	800	25	100	0.11	2.00
FBH3216-102Y	1000	25	100	0.12	2.00

## Typical Impedance vs. Frequency Curves

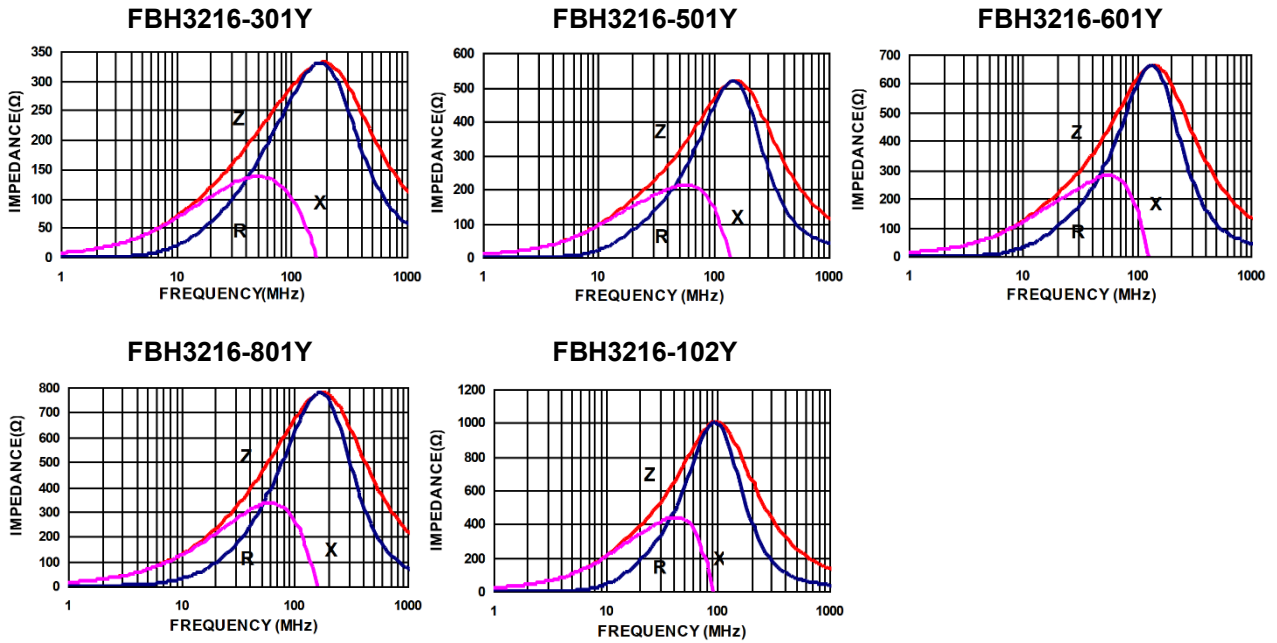




## Multilayer Chip Ferrite Beads---FBH Series



### Typical Impedance vs. Frequency Curves



#### Notes:

1. Rated Current: Applied the current to chip bead, the temperature rise shall not be more than 30°C.
2. Measuring Equipment:  
Z: HP4291A      RDC: HP4338B or CHEN HWA 502

## X-ON Electronics

Largest Supplier of Electrical and Electronic Components

*Click to view similar products for [Ferrite Beads](#) category:*

*Click to view products by [Linekey](#) manufacturer:*

Other Similar products are found below :

[CZB1EGTTP700P](#) [CZB1JGTTD152P](#) [CZB1JGTTD601P](#) [CZB2AFTTD800P](#) [CZB2AGTTD121P](#) [CZB2AGTTD601P](#) [CZB2BFTTE600P](#)  
[PE-0402FB121ST](#) [NCB0603R301TR050F](#) [NCB0805A320TR050F](#) [NCB-H1206B680TR300F](#) [SMB2.5-1TR](#) [SMB2.5R-2](#) [CZB1EGTTP121P](#)  
[CZB1JGTTD102P](#) [CZB1JGTTD121P](#) [CZB1JGTTD221P](#) [CZB2AGTTD301P](#) [CZB2BFTTE301P](#) [CZB2BFTTE601P](#) [4221R-1](#) [4221R-2](#)  
[432703041971](#) [EMI0805R-2000](#) [EMI0805R-600](#) [SBY100505T-100Y-N](#) [NCB-GH0402D121TR060F](#) [NCB-H1812D125TR150F](#)  
[CZB2AGTTD102P](#) [NCB0402P301TR005F](#) [NCB0603R152TR030F](#) [NCB0805A121TR050F](#) [NCB3312K900TR500F](#) [NCB-](#)  
[H0805A102TR150F](#) [NCB-H0805A221TR300F](#) [NCB-H1806E181TR300F](#) [NCB0402P300TR030F](#) [NCB0805A102TR040F](#)  
[NCB1806E151TR020F](#) [NCB-H0603R121TR300F](#) [NCB-H0805A220TR600F](#) [NCB-H0805A390TR400F](#) [NCB-H1206B121TR300F](#) [NCB-](#)  
[H1206B601TR200F](#) [CIM21J252NE](#) [EMI0805R-220](#) [74279250](#) [7427924](#) [CZB1JGTTD202P](#) [ABUPDE160808121Y00](#)