

## SMD Wire Wound Common Mode Choke---SCW Series



### Feature

- Winding type realizes small size and low profile.
- Prevention of common mode noise at high frequency.
- RoHS compliant and halogen free.
- Operating temperature range  $-40^{\circ}\text{C} \sim 125^{\circ}\text{C}$ .

### Application

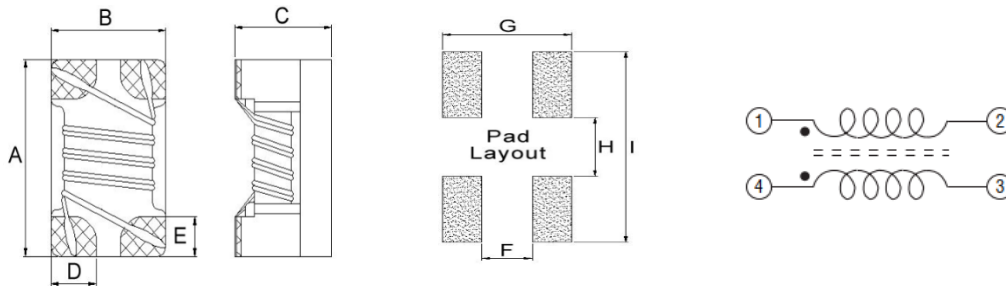
- EMI suppression for data and signal lines.
- Communications, Computers, Noise suppression, etc.
- Consumer electronics.

### Production identification

$\underline{\text{SCW}}$      $\underline{2012}$     -     $\underline{181}$      $\underline{\text{Y}}$   
 ①            ②                                    ③            ④

- ① Series name: SMD Common Mode Choke
- ② Size:  $2.0 \times 1.2 \times 1.2\text{mm}$
- ③ Impedance:  $180\Omega$
- ④ Tolerance:  $\pm 25\%$

### Series Shape and Dimensions (Unit:mm)



Series	A	B	C	D <sub>Typ</sub>	E <sub>Typ</sub>	F <sub>Typ</sub>	G <sub>Typ</sub>	H <sub>Typ</sub>	I <sub>Typ</sub>	SPQ
SCW1608	1.6±0.1	0.8±0.1	1.1±0.1	0.25	0.33	0.3	1.0	0.7	2.1	2000
SCW2012	2.0±0.2	1.2±0.2	1.2±0.2	0.46	0.55	0.45	1.25	1.1	2.6	2000
SCW3216	3.2±0.2	1.6±0.2	2.0±0.2	0.5	0.5	0.4	1.6	1.9	3.7	2000
SCW4532	4.5±0.2	3.2±0.2	2.8±0.2	1.2	1.0	0.9	3.6	3.0	5.2	2000
SCW4532A	4.5±0.2	3.2±0.2	2.8±0.2	1.2	1.0	0.9	3.6	3.0	5.2	500

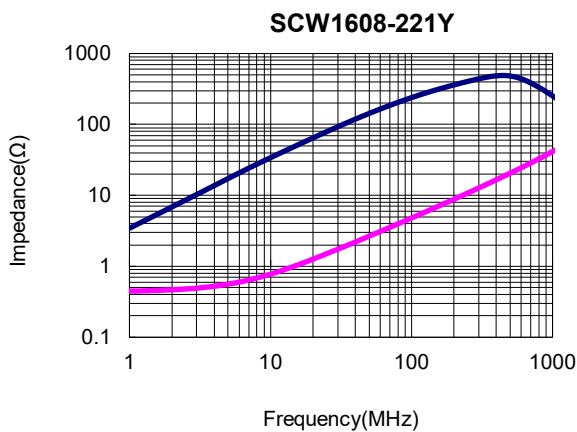
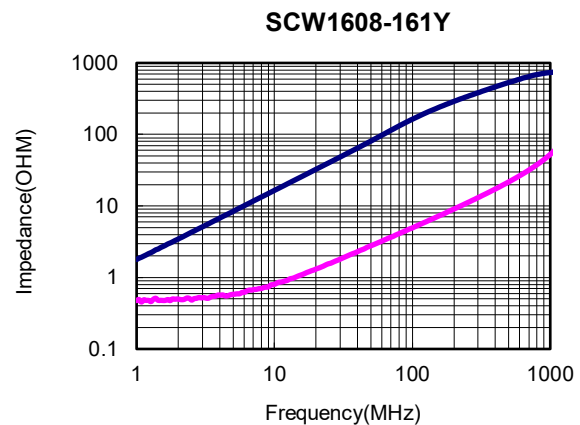
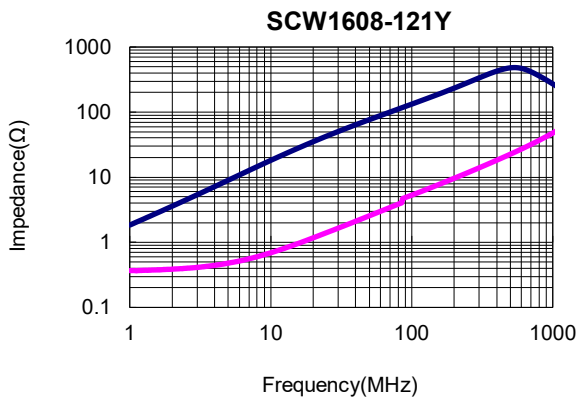
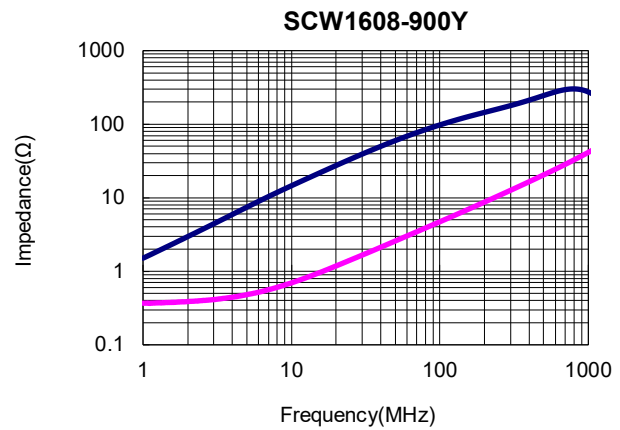
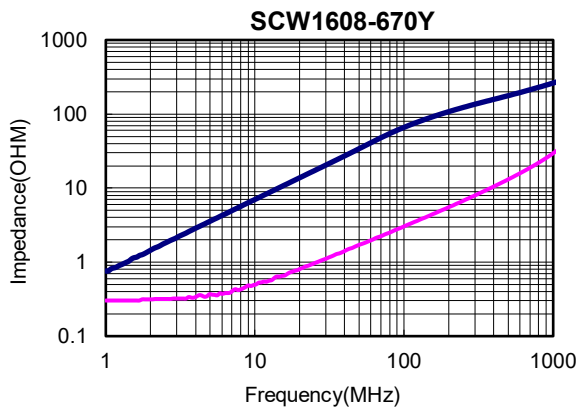
## SMD Wire Wound Common Mode Choke---SCW Series



### SCW1608 Electrical Characteristics

Part Number	Impedance @100MHz (Ω)	Tolerance (±%)	Rated Voltage (Vdc)	Withstanding Voltage (Vdc)	Insulation Resistance (MΩ) Min	DCR Max (Ω)	IDC Max (mA)
SCW1608-670Y	67	25	50	125	10	0.30	300
SCW1608-900Y	90	25	50	125	10	0.30	300
SCW1608-121Y	120	25	50	125	10	0.36	250
SCW1608-161Y	160	25	50	125	10	0.40	200
SCW1608-221Y	220	25	50	125	10	0.42	200

### Typical Impedance vs. Frequency Curves



## SMD Wire Wound Common Mode Choke---SCW Series

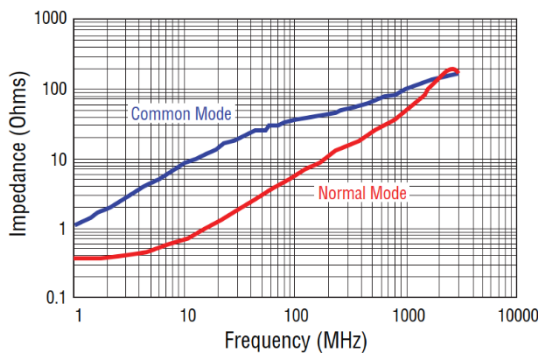


### SCW2012 Electrical Characteristics

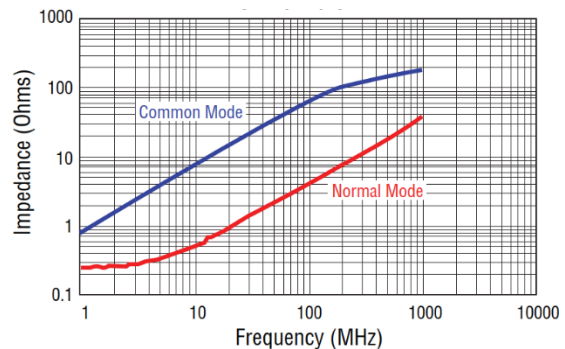
Part Number	Impedance @100MHz (Ω)	Tolerance (±%)	Rated Voltage (Vdc)	Withstanding Voltage (Vdc)	Insulation Resistance (MΩ) Min	DCR Max (Ω)	IDC Max (mA)
SCW2012-300Y	30	25	50	250	10	0.20	400
SCW2012-670Y	67	25	50	250	10	0.25	400
SCW2012-900Y	90	25	50	250	10	0.30	400
SCW2012-121Y	120	25	50	250	10	0.30	400
SCW2012-161Y	160	25	50	250	10	0.35	350
SCW2012-181Y	180	25	50	250	10	0.35	350
SCW2012-201Y	200	25	50	250	10	0.40	300
SCW2012-221Y	220	25	50	250	10	0.40	300
SCW2012-261Y	260	25	50	250	10	0.40	300
SCW2012-301Y	300	25	50	250	10	0.50	300
SCW2012-361Y	360	25	50	250	10	0.50	300
SCW2012-371Y	370	25	50	250	10	0.50	300
SCW2012-501Y	500	25	50	250	10	0.50	300
SCW2012-671Y	670	25	50	250	10	0.60	140
SCW2012-901Y	900	25	50	250	10	0.88	100
SCW2012-102Y	1000	25	50	250	10	0.85	100

### Typical Impedance vs. Frequency Curves

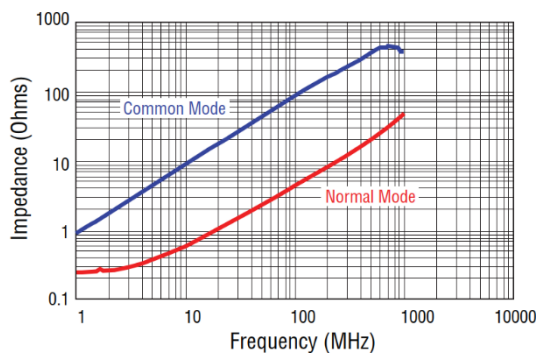
SCW2012-300Y



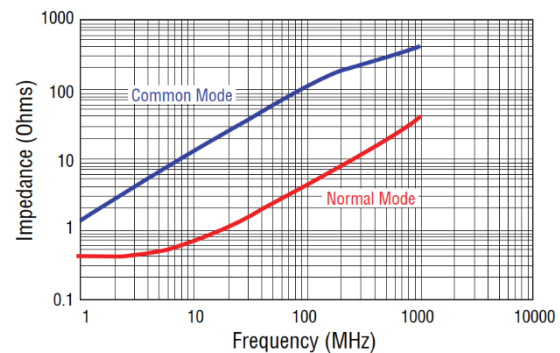
SCW2012-670Y



SCW2012-900Y



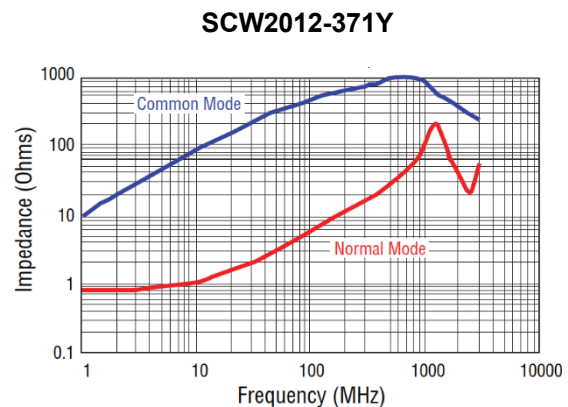
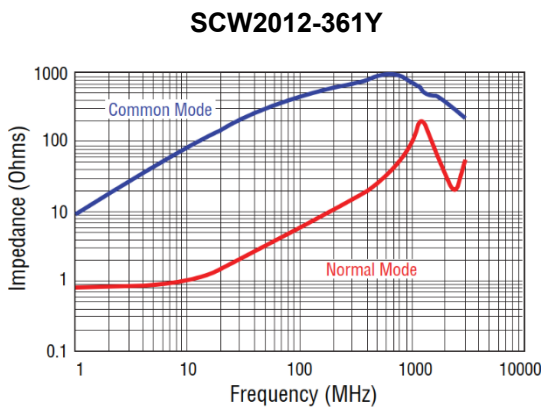
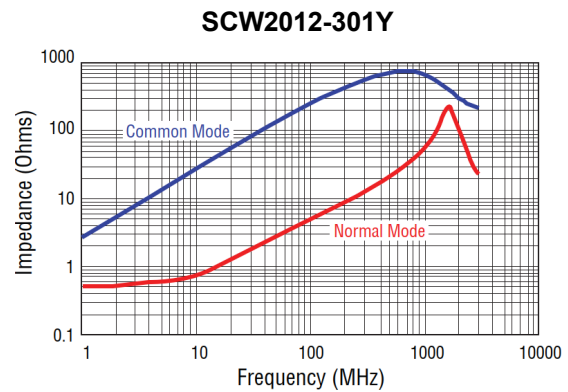
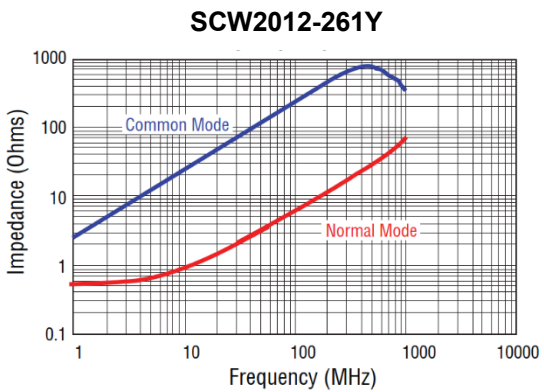
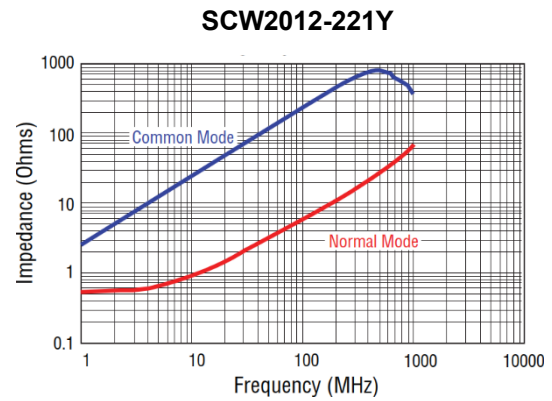
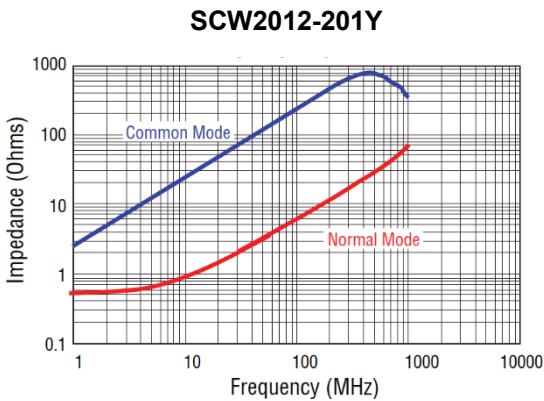
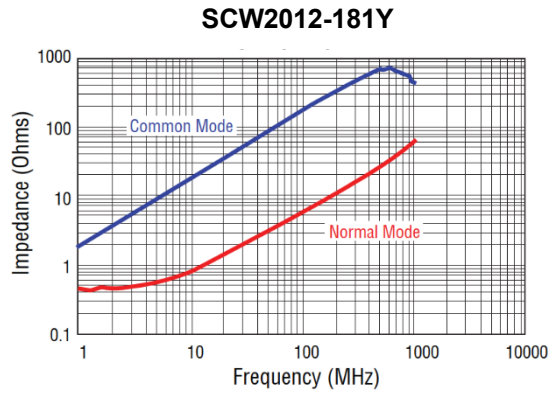
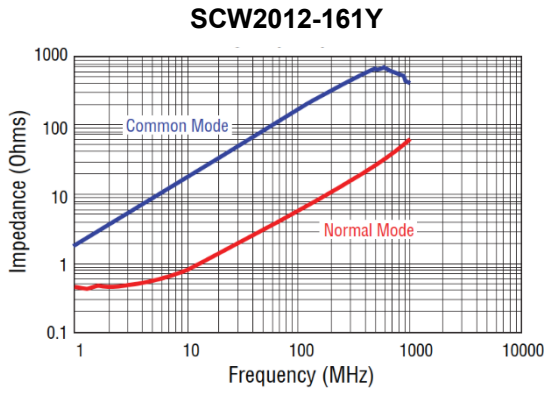
SCW2012-121Y



# SMD Wire Wound Common Mode Choke---SCW Series



## Typical Impedance vs. Frequency Curves

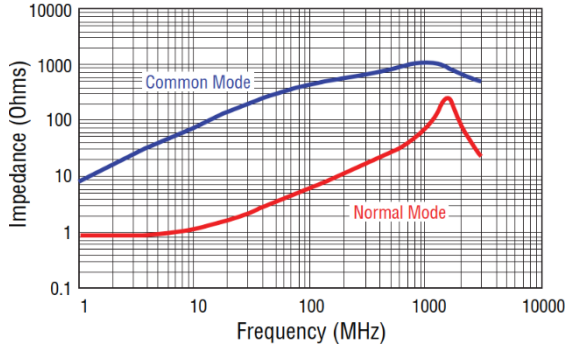


## SMD Wire Wound Common Mode Choke---SCW Series

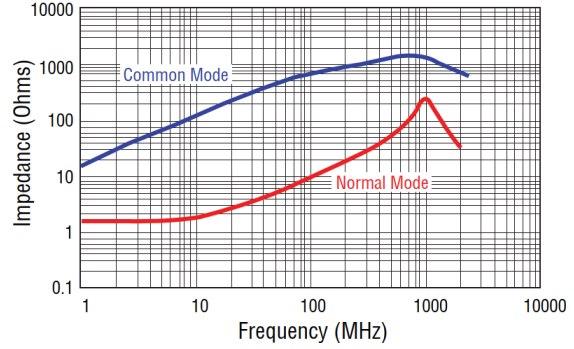


### Typical Impedance vs. Frequency Curves

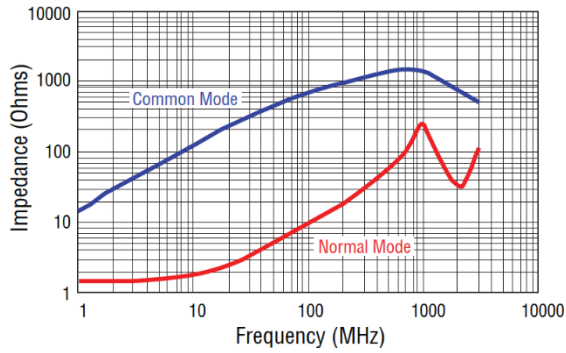
**SCW2012-501Y**



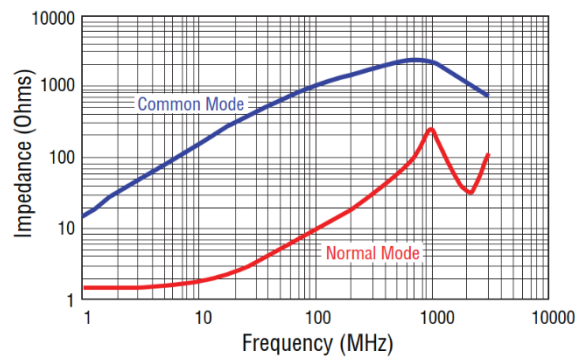
**SCW2012-671Y**



**SCW2012-901Y**



**SCW2012-102Y**



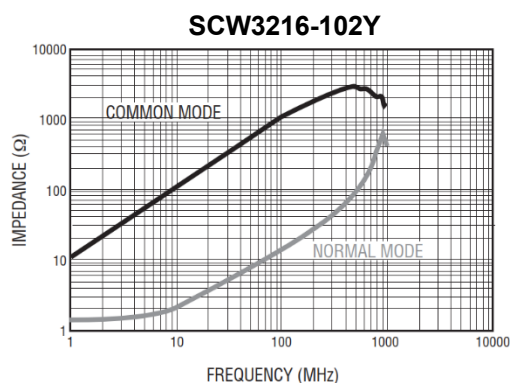
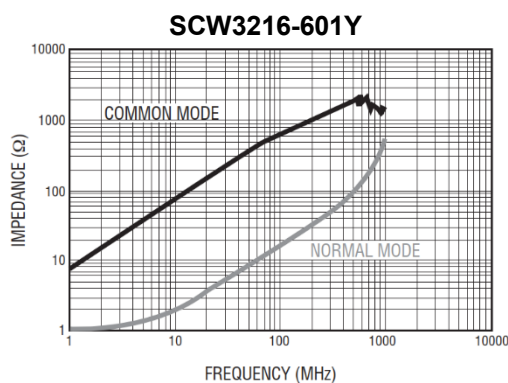
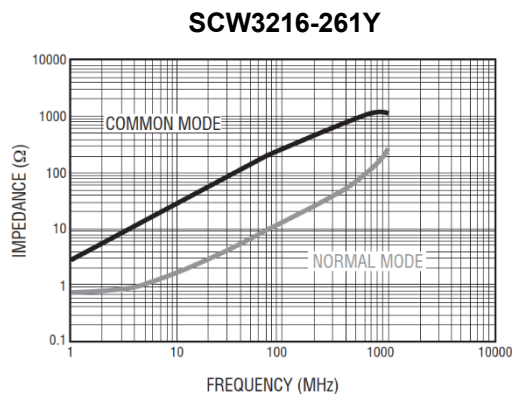
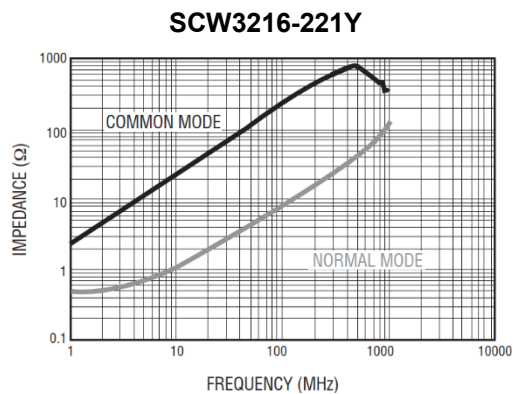
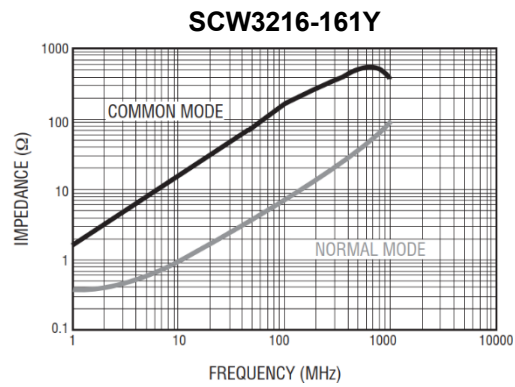
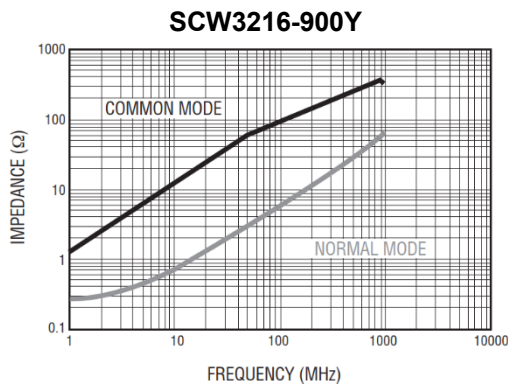
# SMD Wire Wound Common Mode Choke---SCW Series



## SCW3216 Electrical Characteristics

Part Number	Impedance @100MHz (Ω)	Tolerance (±%)	Rated Voltage (Vdc)	Withstanding Voltage (Vdc)	Insulation Resistance (MΩ) Min	DCR Max (Ω)	IDC Max (mA)
SCW3216-900Y	90	25	50	125	10	0.30	400
SCW3216-161Y	160	25	50	125	10	0.35	350
SCW3216-221Y	220	25	50	125	10	0.45	300
SCW3216-261Y	260	25	50	125	10	0.45	300
SCW3216-601Y	600	25	50	125	10	0.80	300
SCW3216-102Y	1000	25	50	125	10	1.00	230

## Typical Impedance vs. Frequency Curves



## SMD Wire Wound Common Mode Choke---SCW Series



### SCW4532 Electrical Characteristics

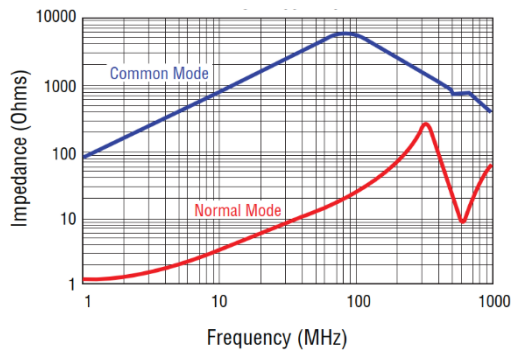
Part Number	Impedance @100MHz(Ω)	Tolerance (±%)	Rated Voltage (Vdc)	Min Insulation Resistance (MΩ)	DCR Max (Ω)	IDC Max (mA)
SCW4532-331Y	330	25	50	10	0.11	1100
SCW4532-601Y	600	25	50	10	0.12	1000
SCW4532-801Y	800	25	50	10	0.16	900
SCW4532-102Y	1000	25	50	10	0.18	800
SCW4532-142Y	1400	25	50	10	0.20	700

### SCW4532A Electrical Characteristics

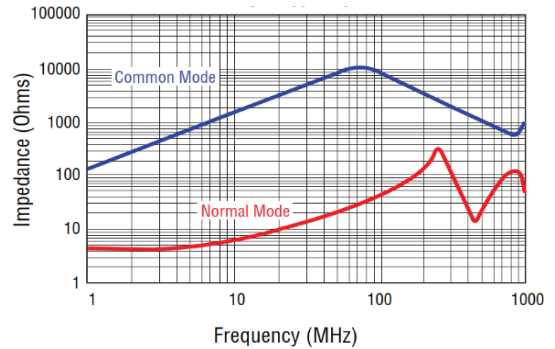
Part Number	Inductance(uH) @100KHz Common Mode	Tolerance (±%)	Rated Voltage (Vdc)	Impedance@10MHz		DCR Max (Ω)	IDC Max (mA)
				Min.(Ω)	Typ.(Ω)		
SCW4532A-110Y	11	+50/-30	50	300	700	0.80	300
SCW4532A-220Y	22	+50/-30	50	500	1000	2.65	200
SCW4532A-510Y	51	+50/-30	50	1000	2000	3.50	200
SCW4532A-101Y	100	+50/-30	50	2000	5000	8.90	200

### Typical Impedance vs. Frequency Curves

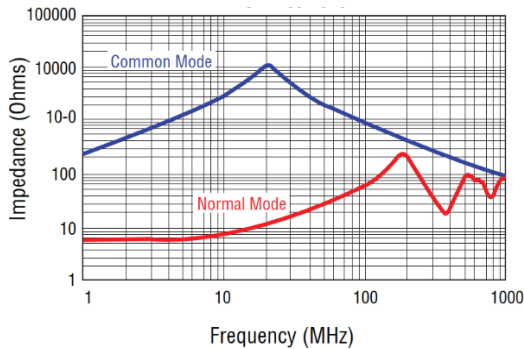
SCW4532A-110Y



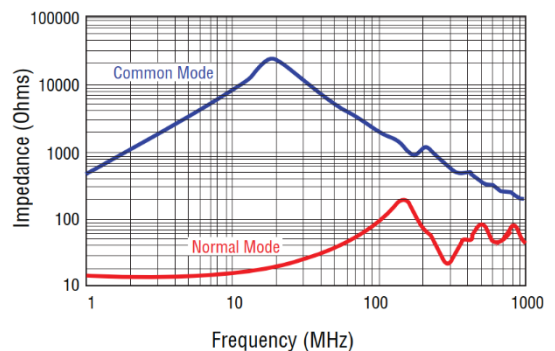
SCW4532A-220Y



SCW4532A-510Y



SCW4532A-101Y



## X-ON Electronics

Largest Supplier of Electrical and Electronic Components

*Click to view similar products for [Common Mode Chokes / Filters](#) category:*

*Click to view products by [Linekey](#) manufacturer:*

Other Similar products are found below :

[74279408](#) [PE-62911NL](#) [PE-64683](#) [RD5122-6-9M6](#) [RGCMF1210900H3T](#) [ST6118T-R](#) [FE3X025-10-7NL](#) [T8114NLT](#) [RD5122-10-6M0](#)  
[TCM0806G-350-2P-T](#) [TCM0806G-650-2P-T](#) [IND-0110](#) [UAL21VR0802000](#) [UALSC023000000](#) [UALSC1020JH000](#) [UALSC1520JH000](#)  
[UALSU10VR15019](#) [UALSU9VD070100](#) [36-00037](#) [5701610000](#) [UALW21HS200290](#) [UALW21HS072450](#) [UALSU9HF050500](#)  
[UALSU9H0208000](#) [UAL24VK06450CH](#) [PLT10HH501100PNB](#) [PLT10HH401100PNB](#) [PLT10HH1026R0PNB](#) [PE-67531](#) [TLH10UB 113](#)  
[OR5](#) [2752045447](#) [CMS3-11-R](#) [7351V](#) [7408-RC](#) [CMF16-153131](#) [744252510](#) [T8116NLT](#) [CMS2-10-R](#) [DLW44SN101SK2L](#) [FE2X10-4-2NL](#)  
[744253200](#) [744253101](#) [744252220](#) [TX8111NLT](#) [UAL30VR3500470](#) [CTX01-19077-R](#) [T8003NLT](#) [CTX01-13663](#) [CTX66-19521-R](#)  
[7446630047](#)