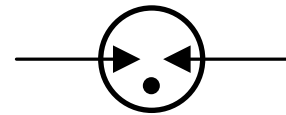


## Features

- Stable breakdown voltage
- High insulation resistance
- High current rating
- Low capacitance ( $\leq 1.5\text{pF}$ )
- Stable performance over life
- Large absorbing transient current capability
- Fast response time
- RoHS compliant
- Standard Size: 8.0mm\*8.0mm
- Meets MSL level 1, per J-STD-020
- Storage and operating temperature:  $-40^{\circ}\text{C} \sim +90^{\circ}\text{C}$

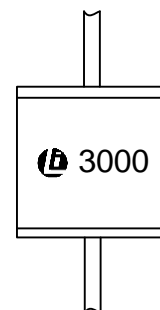
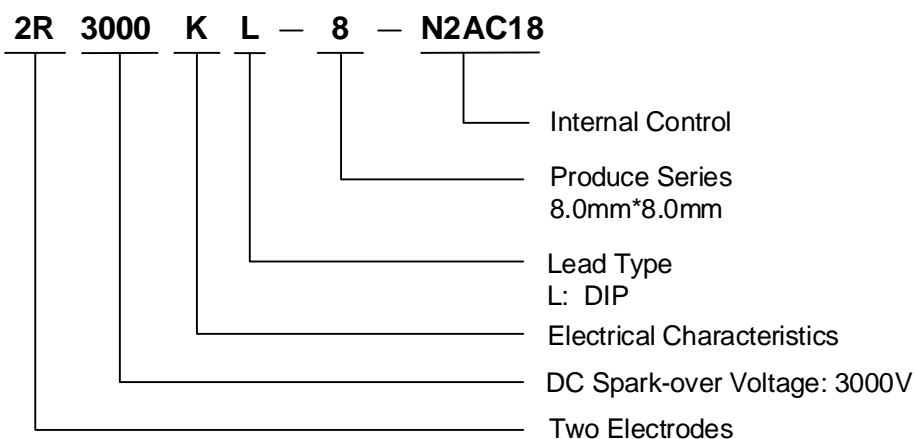
**GDT Graphical Symbol**



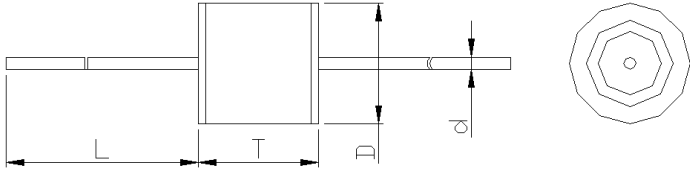
## Applications

- Repeaters, Modems
- Subscriber protection
- Telephone Interface, Line cards
- Data communication equipment
- Line test equipment
- Branch exchange
- Subscriber protection
- Alarm system
- Tuner
- Antenna protection

## Part Number Code and Marking



## Dimensions

	Item	Dimensions(mm)
	D	8.0±0.3
	T	8.0+0.6/-0.1
	d	0.8±0.1
L	30.0 Max.	

## Electrical Characteristics (T<sub>A</sub>=25°C)

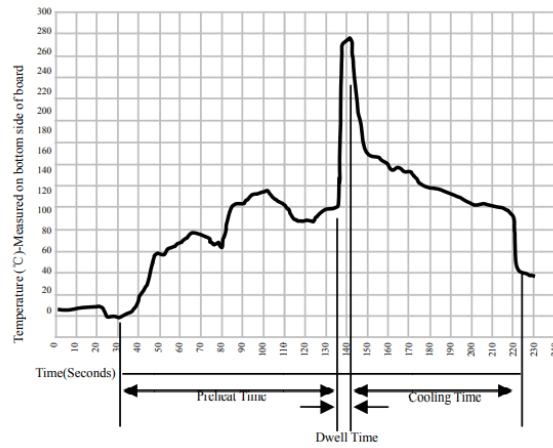
Part Number	Marking	DC Spark-over Voltage	Maximum Impulse Spark-over Voltage	Nominal Impulse Discharge Current	Alternating Discharge Current	Impulse Life	Minimum Insulation Resistance		Maximum Capacitance	AC Withstanding Voltage
		100V/s	1000V/μs	8/20μs, 10 times	50Hz, 1sec	8/20μs, 100A	Test Voltage	GΩ	1MHz	
2R3000KL-8-N2AC18	3000	3000-4000V	5000V	3KA	3A	300 times	1000VDC	1	1.5pF	1800V,60s

## Test Methods and Results

Items	Test Method	Standard
DC Spark-over Voltage	measured with voltage ramp dv/dt=100V/s.	To meet the specified value
Maximum Impulse Spark-over Voltage	measured with voltage ramp dv/dt=1000V/μs.	
Impulse Discharge Current	applied between two electrodes, 5 positive and 5 negative surges, with 3 minutes interval time,	
Alternating Discharge Current	Rated RMS value of AC current at 50Hz, 1 sec. for 10 times with interval time 3 min.	
Insulation Resistance	measured between two electrodes.	
Capacitance	measured between two electrodes. Test frequency: 1MHz	

## Soldering Parameters

### Wave Soldering



Item	Conditions
Peak Temperature	265°C
Dipping Time	10 seconds
Soldering	1 time

## Packaging Specification

Skin packing		Symbol	Dimension (mm)
		A	265.0±5.0
		B	146.0±5.0
		H	9.5±1.0
Quantity: 100pcs			
Inner box		A0	270.0±2.0
		B0	150.0±2.0
		H0	50.0±2.0
		Quantity: 500pcs	

## X-ON Electronics

Largest Supplier of Electrical and Electronic Components

*Click to view similar products for [Gas Discharge Tubes - GDTs / Gas Plasma Arrestors](#) category:*

*Click to view products by [Liown](#) manufacturer:*

Other Similar products are found below :

[PMT1023004](#) [PMT1025001](#) [RF3161-000](#) [PMT1035004](#) [PMT1040004](#) [PMT809006](#) [CG2250](#) [CG2800](#) [CG31.5L](#) [GT-SMD181240012-TR](#)  
[WPGT-2N145B6L](#) [WPGT-2N230B6L](#) [WPGT-2N470B6L](#) [WPGT-2R470B6L](#) [WPGT-2RM230A6L](#) [WPGT-2RM350A6L](#) [WPGT-](#)  
[2RM70A6L](#) [WPGT-2RM90A6L](#) [WPGT-2S145](#) [WPGT-2S350](#) [WPGT-2S470](#) [WPGT-3R350CF](#) [WPGT-3R350G1](#) [WPGT-3R90G1](#) [WPGT-](#)  
[3R75G1](#) [WPGT-3R470G1](#) [WPGT-3R250C](#) [WPGT-3R230G1](#) [WPGT-2S230](#) [WPGT-2RM470A6L](#) [WPGT-2RM145A6L](#) [WPGT-2R3000B8L](#)  
[WPGT-2R2700B8L](#) [WPGT-2R1000B8L](#) [WPGT-2N90B6L](#) [WPGT-2N70B6L](#) [WPGT-2N350B6L](#) [WPGT-2N230B6L1](#) [CG90](#) [CG2230](#)  
[CG2145](#) [CG21000](#) [GT-SMD181215012-TR](#) [9071.99.0547 \(73\\_Z-0-0-547\)](#) [B88069X6940B152](#) [V20-1+NPE-280](#) [V20-3+NPE+FS-280](#)  
[SD09-V24 9](#) [C50-0-255](#) [SG24PA300](#)