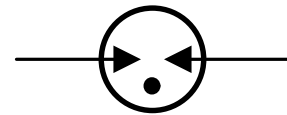


## Features

- Stable breakdown voltage
- High insulation resistance
- High current rating
- Low capacitance ( $\leq 0.8\text{pF}$ )
- Stable performance over life
- Large absorbing transient current capability
- Fast response time
- RoHS compliant
- Standard Size: 4.2mm\*4.0mm
- Meets MSL level 1, per J-STD-020
- Storage and operating temperature:  $-40^{\circ}\text{C} \sim +90^{\circ}\text{C}$

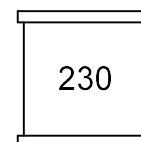
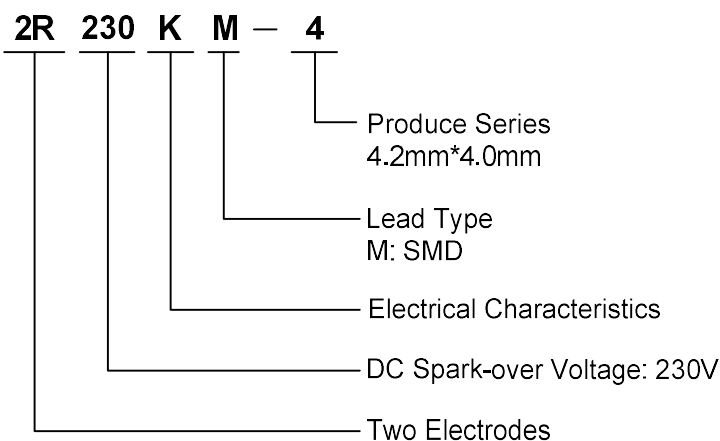
GDT Graphical Symbol



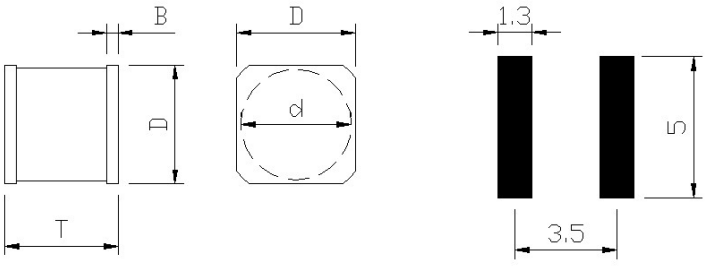
## Applications

- Repeaters, Modems
- Subscriber protection
- Telephone Interface, Line cards
- Data communication equipment
- Line test equipment
- Branch exchange
- Subscriber protection
- Alarm system
- Tuner
- Antenna protection

## Part Number Code and Marking



## Dimensions

	Symbol	Dimensions(mm)
	D	4.2±0.3
	T	4.0±0.2
	B	0.4±0.1
	d	3.9±0.1

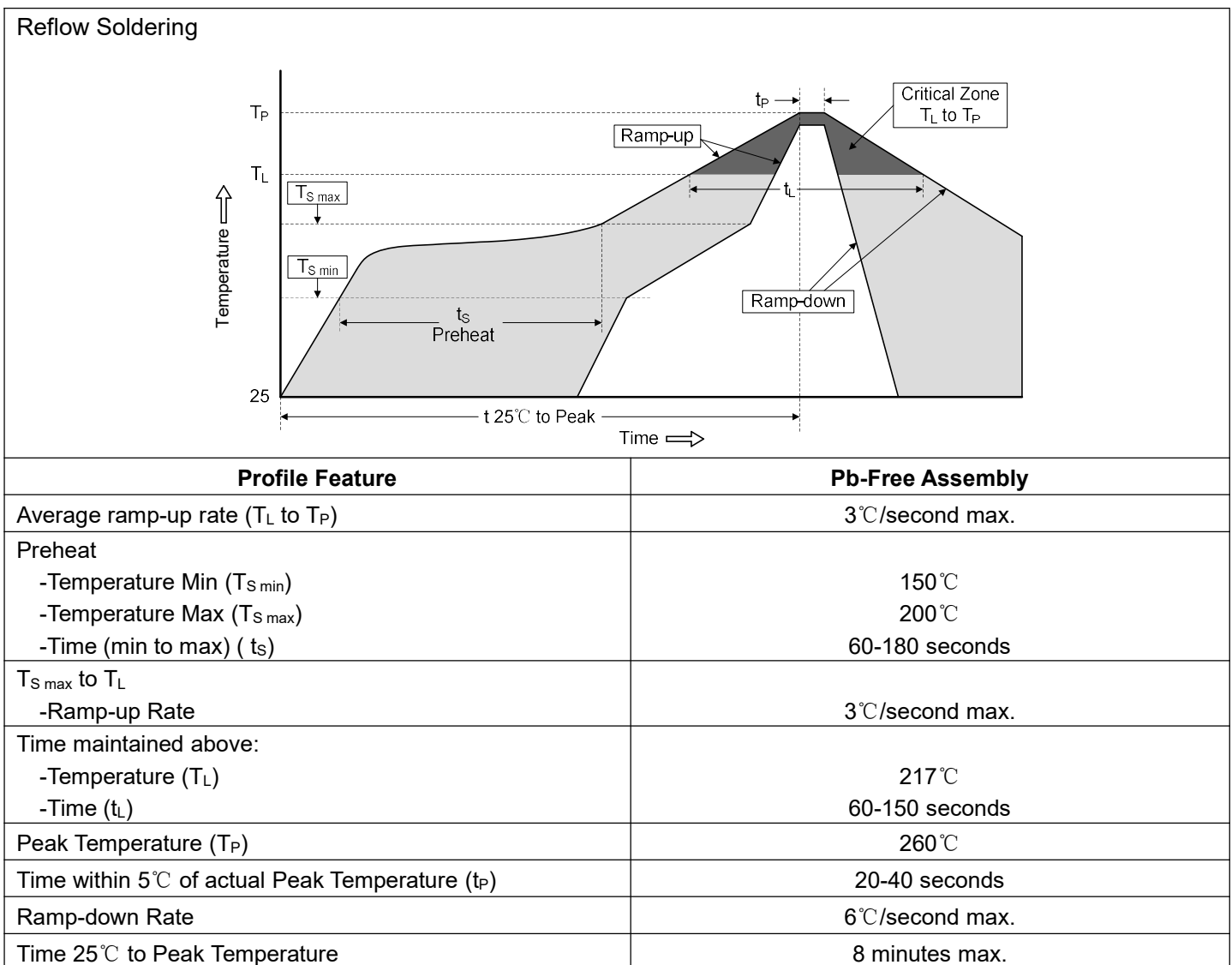
## Electrical Characteristics (T<sub>A</sub>=25°C)

Part Number	Marking	DC Spark-over Voltage	Maximum Impulse Spark-over Voltage	Nominal Impulse Discharge Current	Alternating Discharge Current	Impulse Life	Minimum Insulation Resistance		Maximum Capacitance
		100V/s	1000V/μs	8/20μs, 10 times	50Hz, 1sec	10/1000μs, 100A	Test Voltage	GΩ	1MHz
2R075KM-4	075	75V±20%	700V	3KA	3A	300 times	25VDC	1	0.8pF
2R090KM-4	090	90V±20%	700V	3KA	3A	300 times	50VDC	1	0.8pF
2R230KM-4	230	230V±20%	700V	3KA	3A	300 times	100VDC	1	0.8pF
2R250KM-4	250	250V±20%	700V	3KA	3A	300 times	100VDC	1	0.8pF
2R300KM-4	300	300V±20%	800V	3KA	3A	300 times	100VDC	1	0.8pF
2R350KM-4	350	350V±20%	850V	3KA	3A	300 times	100VDC	1	0.8pF
2R400KM-4	400	400V±20%	900V	3KA	3A	300 times	100VDC	1	0.8pF
2R470KM-4	470	470V±20%	1000V	3KA	3A	300 times	250VDC	1	0.8pF
2R600KM-4	600	600V±20%	1200V	3KA	3A	300 times	250VDC	1	0.8pF
2R800KM-4	800	800V±20%	1400V	3KA	3A	300 times	250VDC	1	0.8pF

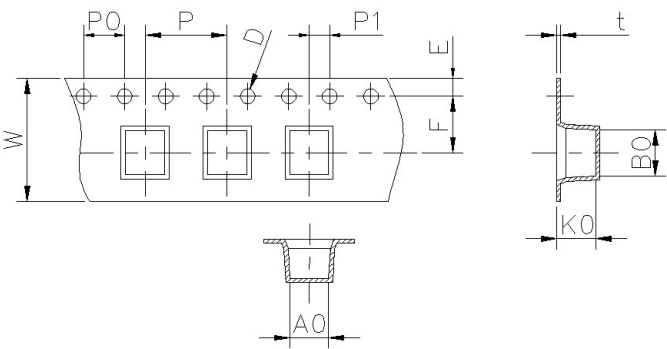
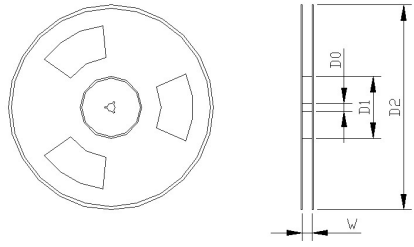
### Test Methods and Results

Items	Test Method	Standard
DC Spark-over Voltage	measured with voltage ramp $dv/dt=100V/s$ .	To meet the specified value
Maximum Impulse Spark-over Voltage	measured with voltage ramp $dv/dt=1000V/\mu s$ .	
Impulse Discharge Current	applied between two electrodes, 5 positive and 5 negative surges, with 3 minutes interval time,	
Alternating Discharge Current	Rated RMS value of AC current at 50Hz, 1 sec. for 10 times with interval time 3 min.	
Insulation Resistance	measured between two electrodes.	
Capacitance	measured between two electrodes. Test frequency: 1MHz	

### Soldering Parameters



### Packaging Specification

Tape	Symbol	Dimension (mm)	
	W	12.0±0.2	
	P0	4.0±0.1	
	P1	8.0±0.2	
	P2	2.0±0.1	
	D0	1.55±0.1	
	E	1.75±0.1	
	F	5.5±0.1	
	A0	4.5±0.1	
	K0	4.5±0.1	
	B0	4.3±0.1	
	t0	0.35±0.1	
		D0	13.3±1.0
		D1	100.0±2.0
D2		330.0±2.0	
W		12.5±0.5	
Quantity: 1500pcs			

## X-ON Electronics

Largest Supplier of Electrical and Electronic Components

*Click to view similar products for [Gas Discharge Tubes - GDTs / Gas Plasma Arrestors](#) category:*

*Click to view products by [Liown](#) manufacturer:*

Other Similar products are found below :

[PMT1023004](#) [PMT1025001](#) [RF3161-000](#) [PMT1035004](#) [PMT1040004](#) [PMT809006](#) [CG2250](#) [CG2800](#) [CG31.5L](#) [GT-SMD181240012-TR](#)  
[WPGT-2N145B6L](#) [WPGT-2N230B6L](#) [WPGT-2N470B6L](#) [WPGT-2R470B6L](#) [WPGT-2RM230A6L](#) [WPGT-2RM350A6L](#) [WPGT-](#)  
[2RM70A6L](#) [WPGT-2RM90A6L](#) [WPGT-2S145](#) [WPGT-2S350](#) [WPGT-2S470](#) [WPGT-3R350CF](#) [WPGT-3R350G1](#) [WPGT-3R90G1](#) [WPGT-](#)  
[3R75G1](#) [WPGT-3R470G1](#) [WPGT-3R250C](#) [WPGT-3R230G1](#) [WPGT-2S230](#) [WPGT-2RM470A6L](#) [WPGT-2RM145A6L](#) [WPGT-2R3000B8L](#)  
[WPGT-2R2700B8L](#) [WPGT-2R1000B8L](#) [WPGT-2N90B6L](#) [WPGT-2N70B6L](#) [WPGT-2N350B6L](#) [WPGT-2N230B6L1](#) [CG90](#) [CG2230](#)  
[CG2145](#) [CG21000](#) [GT-SMD181215012-TR](#) [B88069X6940B152](#) [V20-1+NPE-280](#) [V20-3+NPE+FS-280](#) [SD09-V24 9](#) [C50-0-255](#)  
[SG24PA300](#) [A9L40500](#)