


## 5.0SMDJ Series Datasheet

### Description

The 5.0SMDJ series is designed specifically to protect sensitive electronic equipment from voltage transients induced by lightning and other transient voltage events. For surface mounted applications in order to optimize board space.

### Features

- Halogen free and RoHS compliant
- Low profile package
- Built-in strain relief Design
- Low inductance
- Excellent clamping capability
- 5000W peak pulse power capability at 10/1000 $\mu$ s waveform, repetition rate (duty cycle): 0.01%
- Fast response time: typically less than 1.0ps from 0V to VB min
- Typical IR less than 2 $\mu$ A above 20V
- Peak 260 $^{\circ}$ C high temperature Reflow Soldering withstanding
- Meet MSL level1, per J-STD-020
- IEC-61000-4-2 ESD 30kV(Air), 30kV (Contact)
- Unit Weight: 0.30g/PCS



### Applications

TVS components are ideal for the protection of I/O Interfaces, VCC bus and other vulnerable circuits used in telecom, computer, Industrial and consumer electronic applications.

### Maximum Ratings and Characteristics

Ratings at 25 $^{\circ}$ C ambient temperature unless otherwise specified.

Rating	Symbol	Value	Units
Peak pulse power dissipation at 10/1000 $\mu$ s waveform (Note1, Note2, Fig.1)	P <sub>PPM</sub>	Minimum 5000	Watts
Peak pulse current of at 10/1000 $\mu$ s waveform (Note 1, Fig.3)	I <sub>PPM</sub>	See Table	Amps
Steady state power dissipation at T <sub>A</sub> =50 $^{\circ}$ C (Fig.5)	P <sub>M(AV)</sub>	6.5	Watts
Maximum Instantaneous Forward Voltage at 100A for Unidirectional Only	V <sub>F</sub>	3.5/5.0	V
Peak forward surge current, 8.3ms single half sine-wave superimposed on rated load, (JEDEC Method) (Note3, Fig.6)	I <sub>FSM</sub>	300	Amps
Operating junction and Storage Temperature Ranges.	T <sub>J</sub> , T <sub>STG</sub>	-55 to +150	$^{\circ}$ C
Typical thermal resistance junction to lead	R <sub><math>\theta</math>JL</sub>	15	$^{\circ}$ C/W
Typical thermal resistance junction to ambient	R <sub><math>\theta</math>JA</sub>	75	$^{\circ}$ C/W

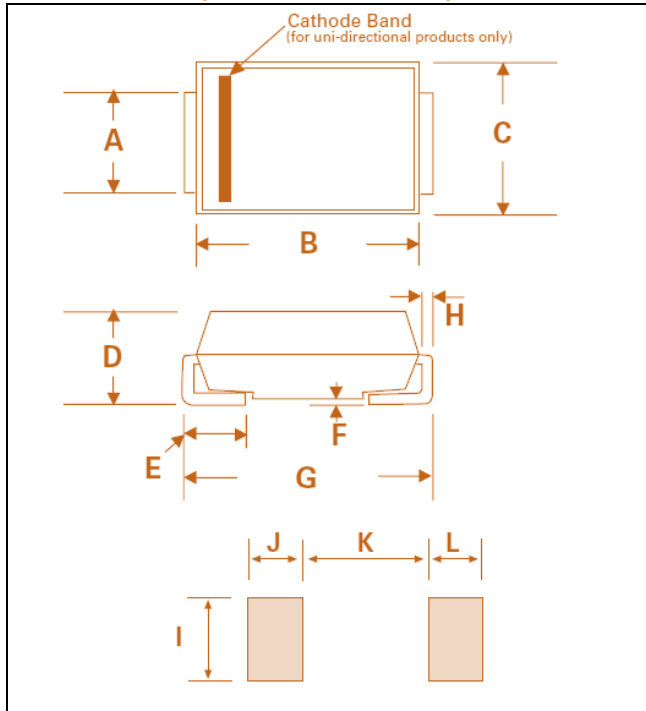
Notes: 1. Non-repetitive current pulse, per Fig.3 and Derating above T<sub>A</sub>=25 $^{\circ}$ C per Fig.2.

2. Each terminal is surface Mounted on the 8.0mm $\times$ 8.0mm copper pads.

3. 8.3ms single half sine-wave or equivalent square wave, duty cycle=4 pulses per minutes maximum.

4. V<sub>F</sub> < 3.5V for single die parts and V<sub>F</sub> < 5.0V for stacked-die parts.

### Dimensions (SMC/DO-214AB)



Dimensions	Inches		Millimeters	
	Min	Max	Min	Max
A	0.114	0.126	2.900	3.200
B	0.260	0.280	6.600	7.110
C	0.220	0.245	5.590	6.220
D	0.079	0.103	2.060	2.620
E	0.030	0.060	0.760	1.520
F	-	0.008	-	0.203
G	0.305	0.320	7.750	8.130
H	0.006	0.012	0.152	0.305
I	0.129	-	3.300	-
J	0.094	-	2.400	-
K	-	0.165	-	4.200
L	0.094	-	2.400	-

### Electrical Characteristics (TA=25°C)

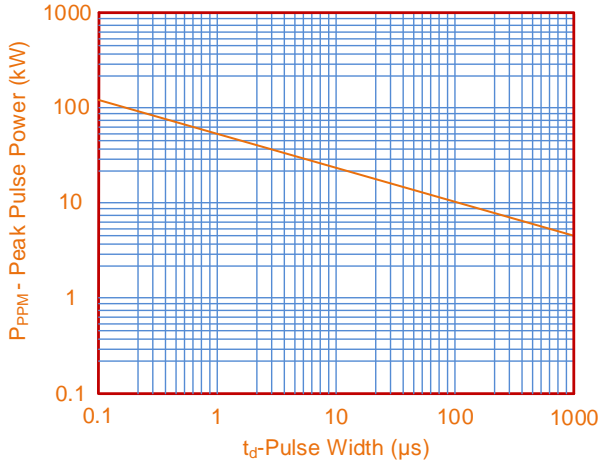
Part Number		Device Marking Code		Reverse Stand-Off Voltage	Breakdown Voltage @I <sub>T</sub>		Test Current	Maximum Clamping Voltage @I <sub>PP</sub>	Peak Pulse Current	Reverse Leakage @V <sub>R</sub>
Unidirectional	Bidirectional	UNI	BI	V <sub>R</sub> (V)	Min(V)	Max(V)	I <sub>T</sub> (mA)	V <sub>C</sub> (V)	I <sub>PP</sub> (A)	I <sub>R</sub> (μA)
5.0SMDJ11A	5.0SMDJ11CA	5PEN	5BEN	11.0	12.20	13.50	10	18.2	275.0	800
5.0SMDJ12A	5.0SMDJ12CA	5PEP	5BEP	12.0	13.30	14.70	10	19.9	252.0	800
5.0SMDJ13A	5.0SMDJ13CA	5PEQ	5BEQ	13.0	14.40	15.90	10	21.5	233.0	500
5.0SMDJ14A	5.0SMDJ14CA	5PER	5BER	14.0	15.60	17.20	10	23.2	216.0	200
5.0SMDJ15A	5.0SMDJ15CA	5PES	5BES	15.0	16.70	18.50	1	24.4	205.0	100
5.0SMDJ16A	5.0SMDJ16CA	5PET	5BET	16.0	17.80	19.70	1	26.0	193.0	50
5.0SMDJ17A	5.0SMDJ17CA	5PEU	5BEU	17.0	18.90	20.90	1	27.6	181.0	20
5.0SMDJ18A	5.0SMDJ18CA	5PEV	5BEV	18.0	20.00	22.10	1	29.2	172.0	10
5.0SMDJ20A	5.0SMDJ20CA	5PEW	5BEW	20.0	22.20	24.50	1	32.4	155.0	5
5.0SMDJ22A	5.0SMDJ22CA	5PEX	5BEX	22.0	24.40	26.90	1	35.5	141.0	5
5.0SMDJ24A	5.0SMDJ24CA	5PEZ	5BEZ	24.0	26.70	29.50	1	38.9	129.0	2
5.0SMDJ26A	5.0SMDJ26CA	5PFE	5BFE	26.0	28.90	31.90	1	42.1	119.0	2
5.0SMDJ28A	5.0SMDJ28CA	5PFG	5BFG	28.0	31.10	34.40	1	45.4	110.0	2
5.0SMDJ30A	5.0SMDJ30CA	5PFK	5BFK	30.0	33.30	36.80	1	48.4	103.0	2
5.0SMDJ33A	5.0SMDJ33CA	5PFM	5BFM	33.0	36.7	40.6	1	53.3	93.9	2
5.0SMDJ36A	5.0SMDJ36CA	5PFP	5BFP	36.0	40.0	44.2	1	58.1	86.1	2
5.0SMDJ40A	5.0SMDJ40CA	5PFR	5BFR	40.0	44.4	49.1	1	64.5	77.6	2
5.0SMDJ43A	5.0SMDJ43CA	5PFT	5BFT	43.0	47.8	52.8	1	69.4	72.1	2

### Electrical Characteristics (TA=25°C)

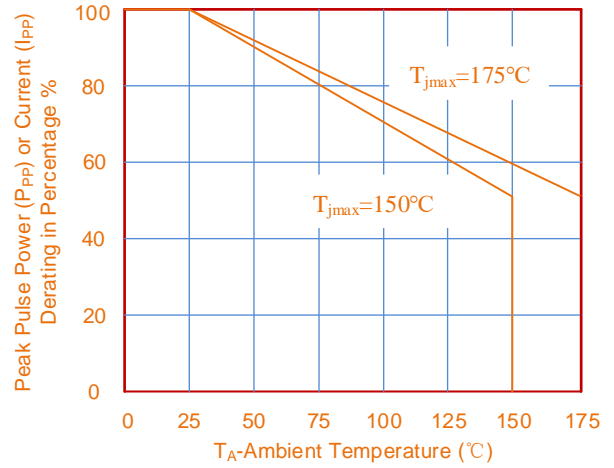
Part Number		Device Marking Code		Reverse Stand-Off Voltage	Breakdown Voltage @I <sub>T</sub>		Test Current	Maximum Clamping Voltage @I <sub>PP</sub>	Peak Pulse Current	Reverse Leakage @V <sub>R</sub>
Unidirectional	Bidirectional	UNI	BI	V <sub>R</sub> (V)	Min(V)	Max(V)	I <sub>T</sub> (mA)	V <sub>C</sub> (V)	I <sub>PP</sub> (A)	I <sub>R</sub> (μA)
5.0SMDJ45A	5.0SMDJ45CA	5PFV	5BFV	45.0	50.0	55.3	1	72.7	68.8	2
5.0SMDJ48A	5.0SMDJ48CA	5PFX	5BFX	48.0	53.3	58.9	1	77.4	64.7	2
5.0SMDJ51A	5.0SMDJ51CA	5PFZ	5BFZ	51.0	56.7	62.7	1	82.4	60.7	2
5.0SMDJ54A	5.0SMDJ54CA	5PGE	5BGE	54.0	60.0	66.3	1	87.1	57.5	2
5.0SMDJ58A	5.0SMDJ58CA	5PGG	5BGG	58.0	64.4	71.2	1	93.6	53.5	2
5.0SMDJ60A	5.0SMDJ60CA	5PGK	5BGK	60.0	66.7	73.7	1	96.8	51.7	2
5.0SMDJ64A	5.0SMDJ64CA	5PGM	5BGM	64.0	71.1	78.6	1	103.0	48.6	2
5.0SMDJ70A	5.0SMDJ70CA	5PGP	5BGP	70.0	77.8	86.0	1	113.0	44.3	2
5.0SMDJ75A	5.0SMDJ75CA	5PGR	5BGR	75.0	83.3	92.1	1	121.0	41.4	2
5.0SMDJ78A	5.0SMDJ78CA	5PGT	5BGT	78.0	86.7	95.8	1	126.0	39.7	2
5.0SMDJ85A	5.0SMDJ85CA	5PGV	5BGV	85.0	94.4	104.0	1	137.0	36.5	2
5.0SMDJ90A	5.0SMDJ90CA	5PGX	5BGX	90.0	100.0	111.0	1	146.0	34.3	2
5.0SMDJ100A	5.0SMDJ100C	5PGZ	5BGZ	100.0	111.0	123.0	1	162.0	30.9	2
5.0SMDJ110A	5.0SMDJ110C	5PHE	5BHE	110.0	122.0	135.0	1	177.0	28.3	2
5.0SMDJ120A	5.0SMDJ120C	5PHG	5BHG	120.0	133.0	147.0	1	193.0	26.0	2
5.0SMDJ130A	5.0SMDJ130C	5PHK	5BHK	130.0	144.0	159.0	1	209.0	24.0	2
5.0SMDJ150A	5.0SMDJ150C	5PHM	5BHM	150.0	167.0	185.0	1	243.0	20.6	2
5.0SMDJ160A	5.0SMDJ160C	5PHP	5BHP	160.0	178.0	197.0	1	259.0	19.3	2
5.0SMDJ170A	5.0SMDJ170C	5PHR	5BHR	170.0	189.0	209.0	1	275.0	18.2	2

**Ratings and Characteristic Curves (Ta=25°C unless otherwise noted)**

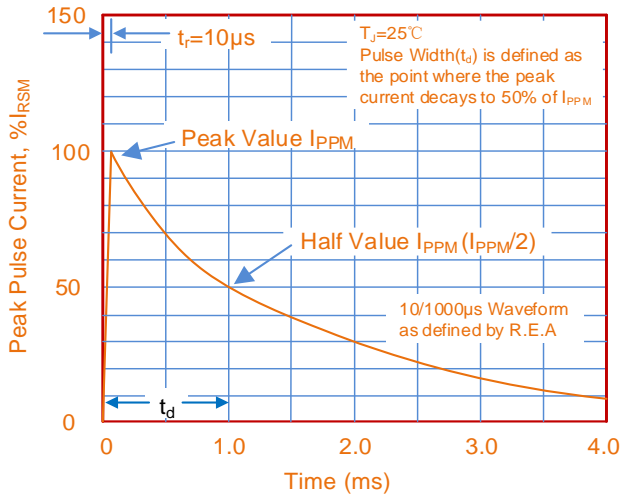
**Figure 1. Peak Pulse Power Rating Curve**



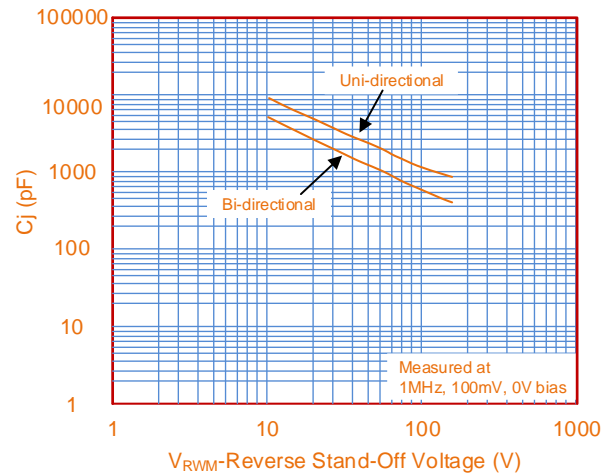
**Figure 2. Pulse Derating Curve**



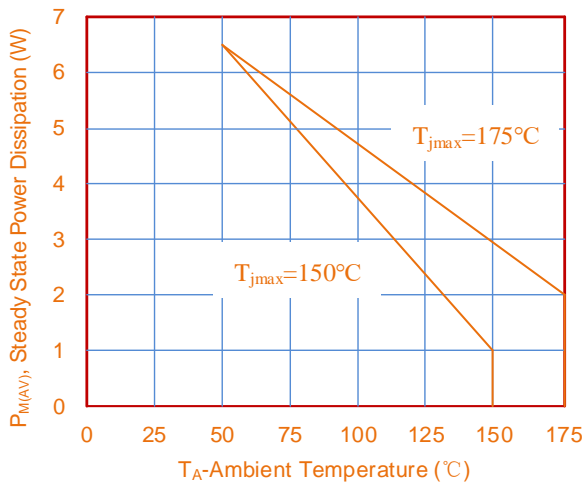
**Figure 3. Pulse Waveform**



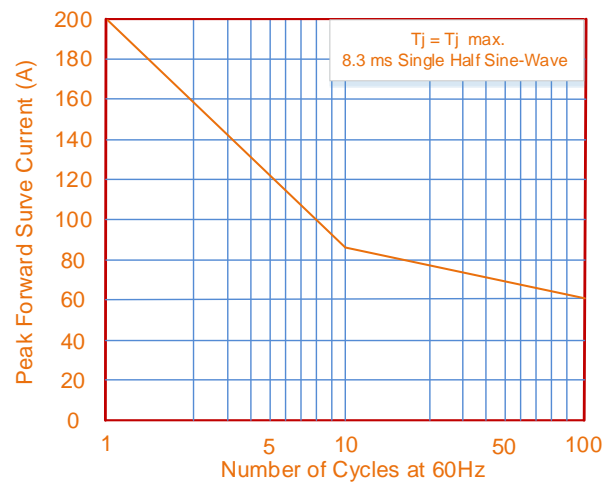
**Figure 4. Typical Junction Capacitance**



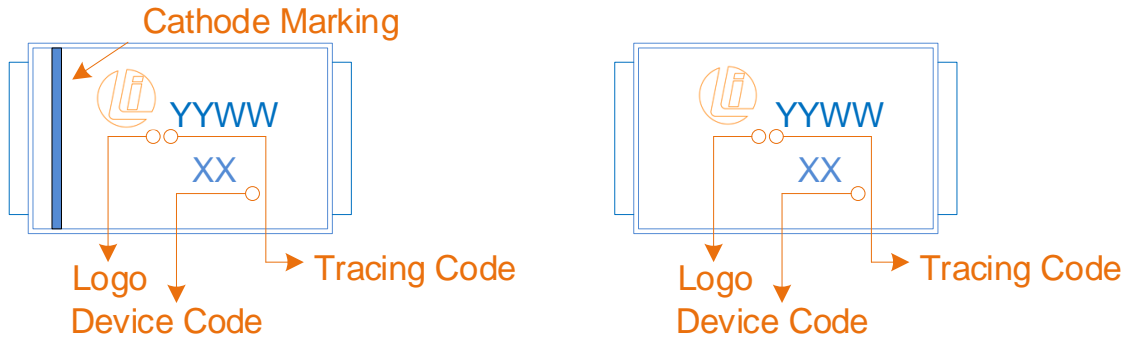
**Figure 5. Steady State Power Dissipation Derating Curve**



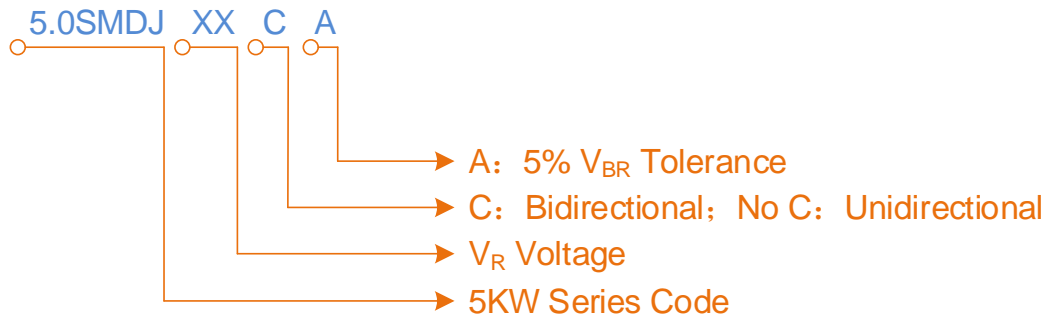
**Figure 6. Maximum Non-Repetitive Forward Surge Current Uni-Directional Only**



## Marking Code



## Part Number Code

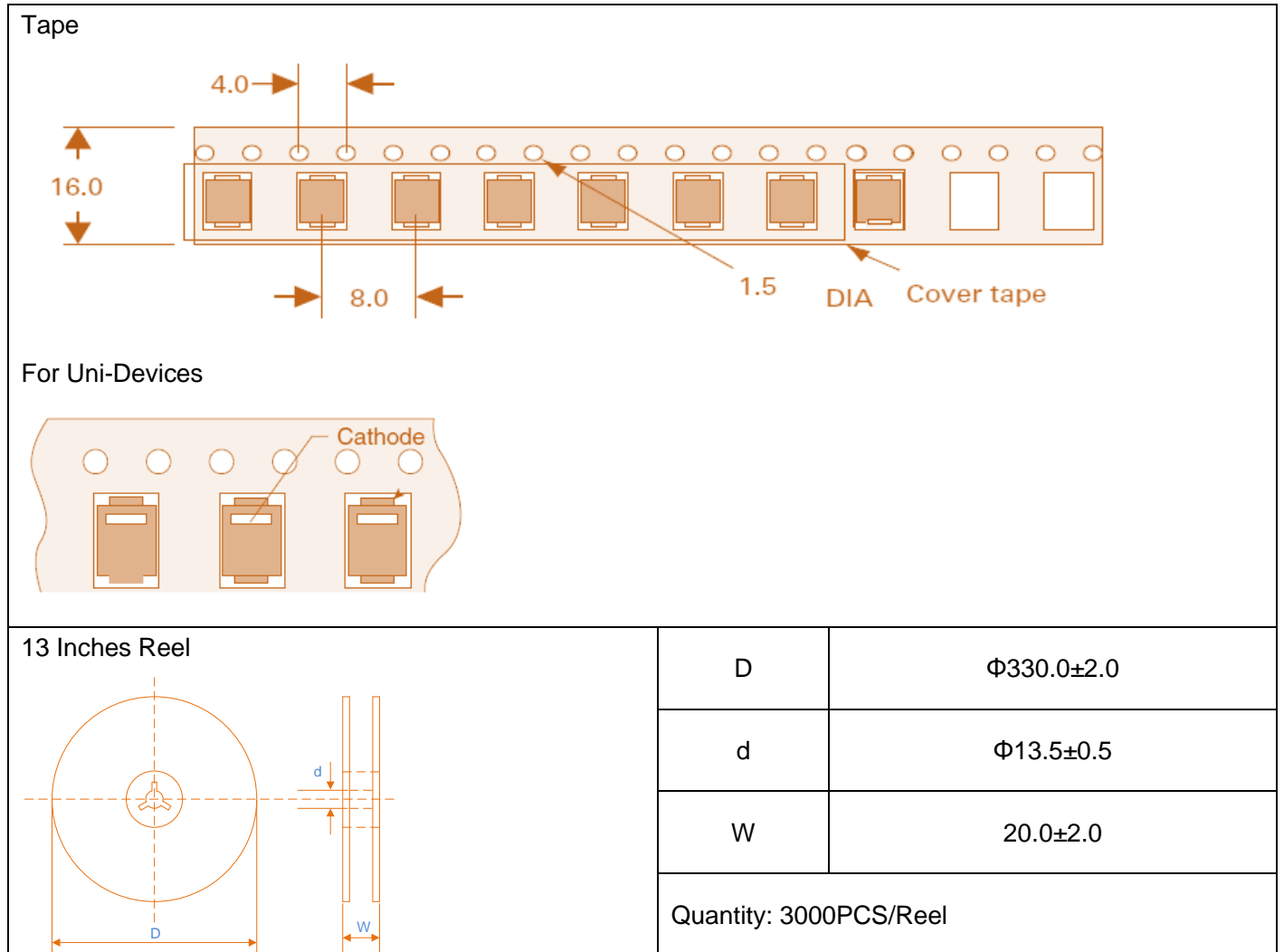


## Soldering Parameters



Reflow Condition		Lead-free Soldering
Pre Heat	- Temperature Min ( $T_{s(min)}$ )	150°C
	- Temperature Max ( $T_{s(max)}$ )	200°C
	- Time (min to max) ( $t_s$ )	60 – 180 secs
Average ramp up rate (Liquidus Temp ( $T_A$ ) to peak)		3°C/second max
$T_{s(max)}$ to $T_A$ - Ramp-up Rate		3°C/second max
Reflow	- Temperature ( $T_A$ )	217°C
	- Time (min to max) ( $t_s$ )	60 – 150 seconds
Peak Temperature ( $T_p$ )		260°C
Time within 5°C of actual peak Temperature ( $t_p$ )		20 – 40 seconds
Ramp-down Rate		6°C/second max
Time 25°C to peak Temperature ( $T_p$ )		8 minutes Max.
Do not exceed Temperature		260°C

## Packaging Specification



## X-ON Electronics

Largest Supplier of Electrical and Electronic Components

*Click to view similar products for [ESD Suppressors / TVS Diodes](#) category:*

*Click to view products by [Liown](#) manufacturer:*

Other Similar products are found below :

[60KS200C](#) [D18V0L1B2LP-7B](#) [D5V0F4U5P5-7](#) [DESD5V0U1BB-7](#) [NTE4902](#) [P4KE27CA](#) [P6KE11CA](#) [P6KE39CA-TP](#) [P6KE8.2A](#)  
[SA110CA](#) [SA60CA](#) [SA64CA](#) [SMBJ12CATR](#) [SMBJ33CATR](#) [SMBJ8.0A](#) [ESD101-B1-02ELS E6327](#) [ESD105-B1-02EL E6327](#) [ESD112-B1-02EL E6327](#) [ESD119B1W01005E6327XTSA1](#) [ESD5V0L1B02VH6327XTSA1](#) [ESD7451N2T5G](#) [19180-510](#) [CPDT-5V0USP-HF](#)  
[3.0SMCJ33CA-F](#) [3.0SMCJ36A-F](#) [HSPC16701B02TP](#) [D3V3Q1B2DLP3-7](#) [D55V0M1B2WS-7](#) [DESD5V0U1BL-7B](#) [DRTR5V0U4SL-7](#)  
[SCM1293A-04SO](#) [ESD200-B1-CSP0201 E6327](#) [SM12-7](#) [SMLJ45CA-TP](#) [CEN955 W/DATA](#) [82350120560](#) [VESD12A1A-HD1-GS08](#)  
[CPDUR5V0R-HF](#) [CPDQC5V0U-HF](#) [CPDQC5V0USP-HF](#) [CPDQC5V0-HF](#) [D1213A-01LP4-7B](#) [D1213A-02WL-7](#) [MMAD1108/TR13](#)  
[5KP100A](#) [5KP15A](#) [5KP18A](#) [5KP48A](#) [5KP90A](#) [5KP90CA](#)