

# L3D10065F

## 650V Silicon Carbide Schottky Diode

### Features

- 650Volt Schottky Rectifier
- Shorter recovery time
- Highspeed switching possible
- HighFrequency Operation
- TemperatureIndependent Switching Behavior
- Extremely Fast Switching
- Positive Temperature Coefficient on VF

### Applications

- HVAC
- Switch Mode Power Supplies (SMPS)
- Boost diodes in PFC or DC/DC stages
- Free Wheeling Diodes in Inverter Stages
- AC/DC converters

### Maximum Ratings ( $T_c = 25^\circ\text{C}$ unless otherwise specified)

Symbol	Parameter	Value	Unit	Test Conditions	Note
$V_{RRM}$	Repetitive Peak Reverse Voltage	650	V		
$V_{RSM}$	Surge Peak Reverse Voltage	650	V		
$V_{DC}$	DC Blocking Voltage	650	V		
$I_F$	Continuous Forward Current	10	A	$T_C = 150^\circ\text{C}$	Fig. 7
$I_{FRM}$	Repetitive Peak Forward Surge Current	80	A	$T_C = 25^\circ\text{C}$ , $t_P = 10$ ms, Half Sine Wave,	
$I_{FSM}$	Non-Repetitive Peak Forward Surge Current	105	A	$T_C = 25^\circ\text{C}$ , $t_P = 10$ ms, Half Sine Wave	
$I_{F,Max}$	Non-Repetitive Peak Forward Surge Current	840	A	$T_C = 25^\circ\text{C}$ , $t_P = 10$ $\mu\text{s}$ , Pulse	
$P_{tot}$	Power Dissipation	138 60	W	$T_C = 25^\circ\text{C}$ $T_C = 110^\circ\text{C}$	Fig. 6
$T_j, T_{stg}$	Operating Junction and Storage Temperature	-55 to +175	$^\circ\text{C}$		

$V_{RRM} = 650$  V

$I_F (T_c = 150^\circ\text{C}) = 10$  A

$Q_c = 28$  nC

### Benefits

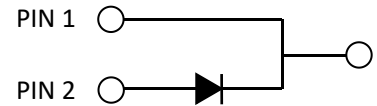
- Higher safety margin against overvoltage
- Improved efficiency all load conditions
- Increased efficiency compared to Silicon Diode alternatives
- Reduction of Heat Sink Requirements
- Parallel Devices Without Thermal Runaway
- Essentially No Switching Losses

### Package



Type : TO-220F-2L

1、Cathode 2、Anode



## Electrical Characteristics

Symbol	Parameter	Typ.	Max.	Unit	Test Conditions	Note
$V_F$	Forward Voltage	1.45 1.75	1.70 2.00	V	$I_F = 10\text{ A } T_J = 25^\circ\text{C}$ $I_F = 10\text{ A } T_J = 175^\circ\text{C}$	Fig. 1
$I_R$	Reverse Current	2 40	20 200	$\mu\text{A}$	$V_R = 650\text{ V } T_J = 25^\circ\text{C}$ $V_R = 650\text{ V } T_J = 175^\circ\text{C}$	Fig. 2
$Q_C$	Total Capacitive Charge	28		nC	$V_R = 400\text{ V}, I_F = 10\text{ A}, T_J = 25^\circ\text{C}$ $Q_C = \int_0^{V_R} C(V)dV$	Fig. 4
C	Total Capacitance	550 53 48		pF	$V_R = 0\text{ V}, T_J = 25^\circ\text{C}, f = 1\text{ MHz}$ $V_R = 200\text{ V}, T_J = 25^\circ\text{C}, f = 1\text{ MHz}$ $V_R = 400\text{ V}, T_J = 25^\circ\text{C}, f = 1\text{ MHz}$	Fig. 3
$E_C$	Capacitance Stored Energy	7.0		$\mu\text{J}$	$V_R = 400\text{ V}$	Fig. 5

## Thermal Characteristics

Symbol	Parameter	Typ.	Unit	Note
$R_{\theta JC}$	Thermal Resistance from Junction to Case	2.18	$^\circ\text{C/W}$	Fig. 8

## Ordering Information

Part Number	Marking	Package	Base qty	Delivery Mode
L3D10065F	L3D10065F	TO-220F-2L	50	Tube

## Typical Performance

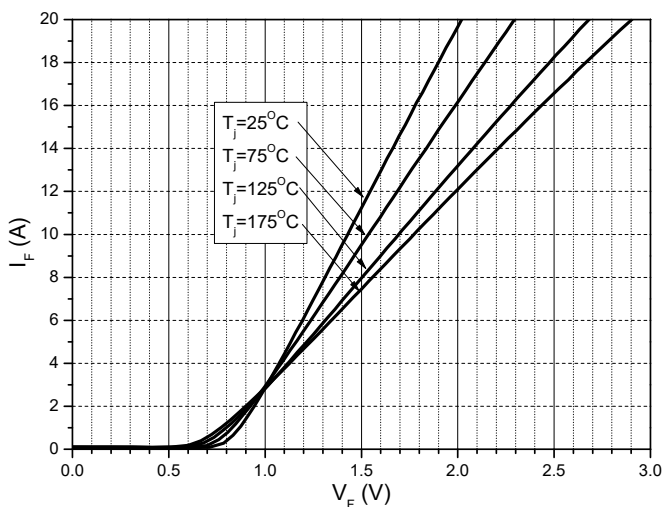


Figure 1. Forward Characteristics

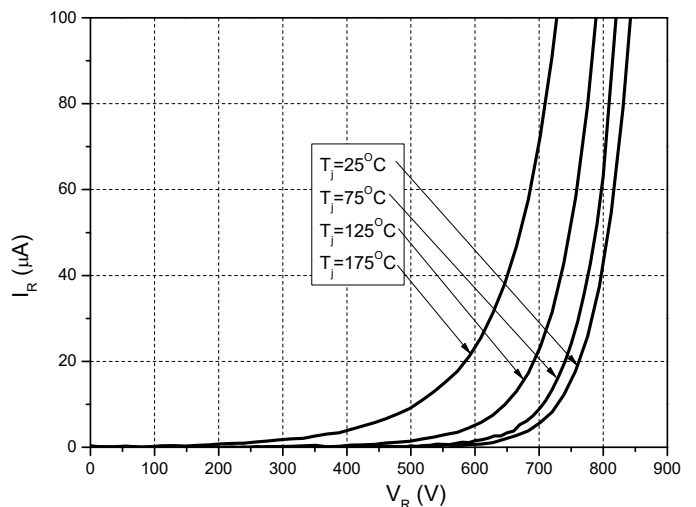


Figure 2. Reverse Characteristics

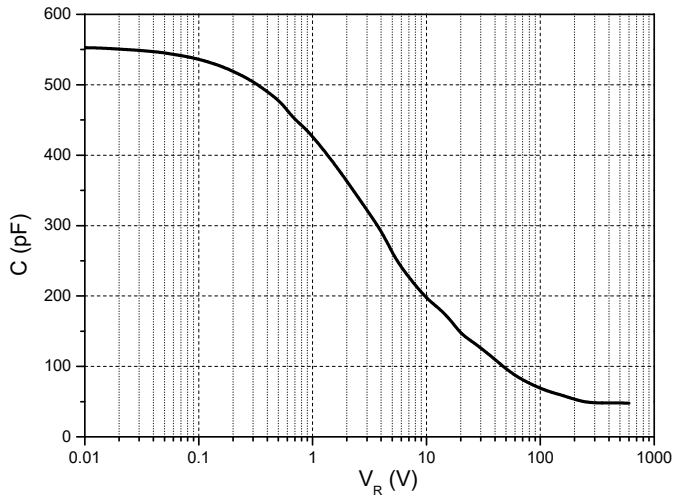


Figure 3. Capacitance vs. Reverse Voltage

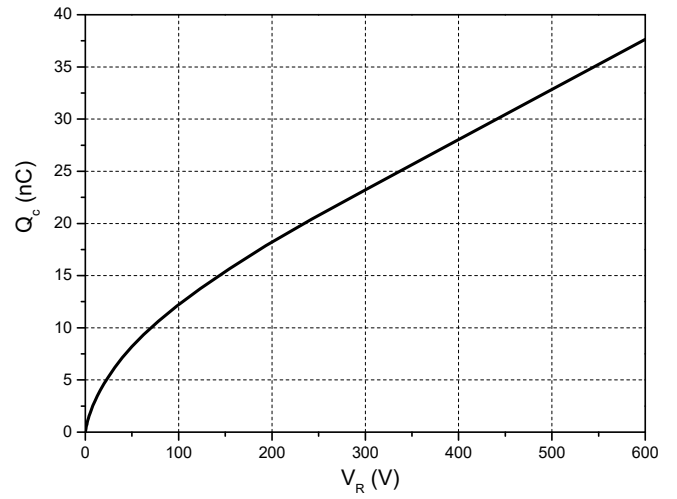


Figure 4. Total Capacitance Charge vs. Reverse Voltage

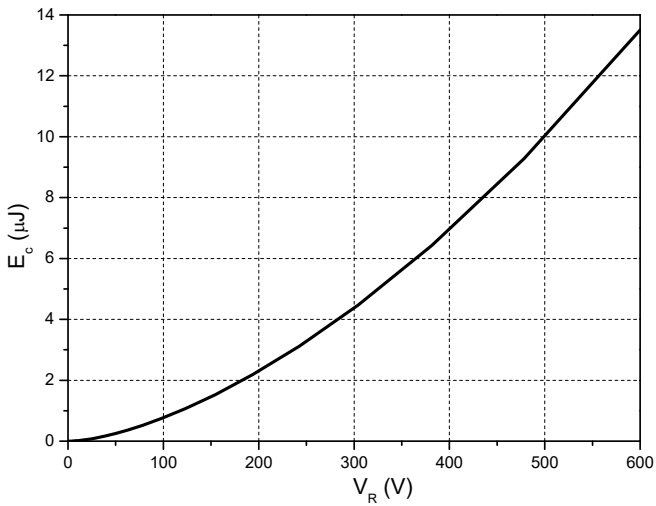


Figure 5. Capacitance Stored Energy

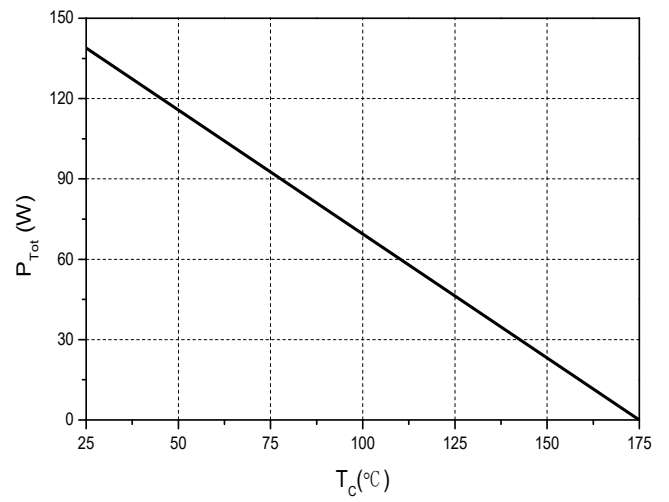


Figure 6. Power Derating

1

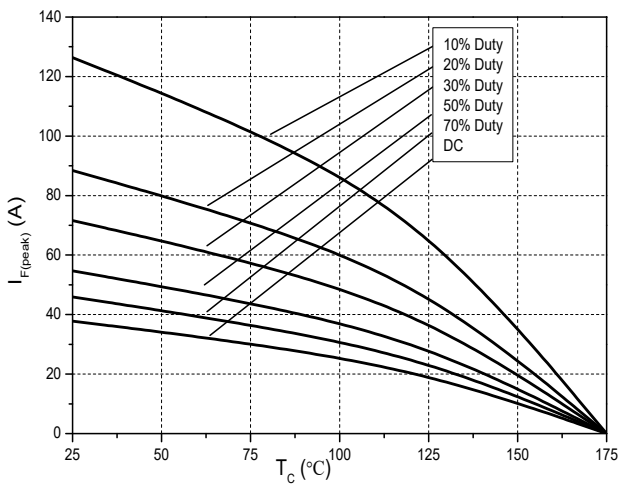


Figure 7. Current Derating

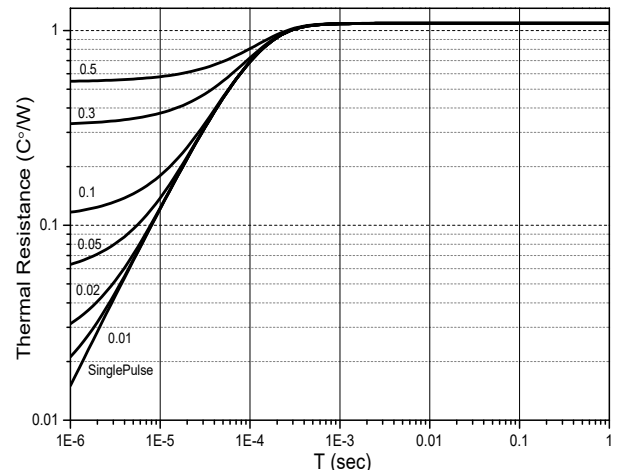
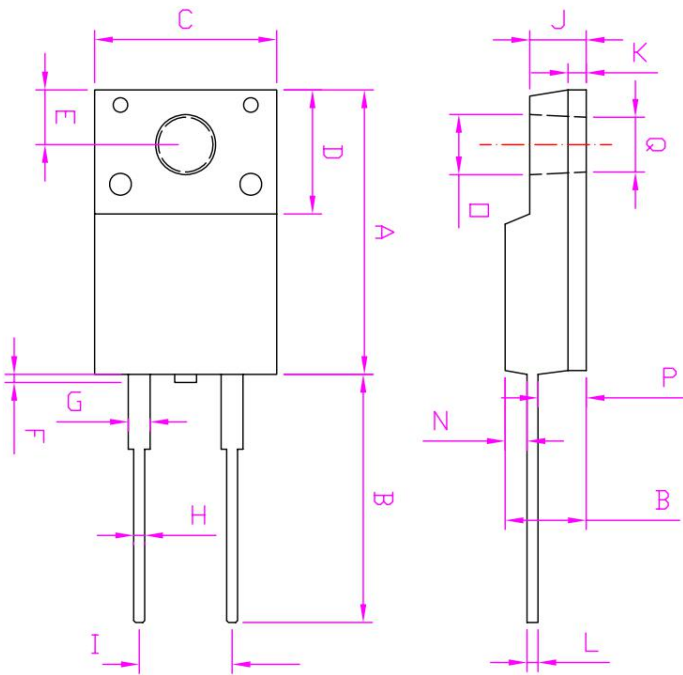


Figure 8. Transient Thermal Impedance

## Package Dimensions:TO-220F-2L



REF.DIM	DATA BOOK mm		
	NOR	MIN	MAX
A	15.6	14.8	16.1
B	13	12.65	13.8
C	10	9.85	10.36
D	6.5	4.6	6.8
E	3.0	2.55	3.5
F			1
G	1.2	1	1.45
H	0.6	0.3	0.9
I	5.1	4.8	5.4
J	3.1	2.34	3.3
K	1.0	0.55	1.3
L	0.6	0.36	0.8
M	4.45	4.2	4.9
N	1.2	1.1	1.8
O	3.3	2.9	3.5
P	2.6	2.5	3.15
Q	3	2.9	3.5

## X-ON Electronics

Largest Supplier of Electrical and Electronic Components

*Click to view similar products for [Schottky Diodes & Rectifiers](#) category:*

*Click to view products by [Liown](#) manufacturer:*

Other Similar products are found below :

[CUS06\(TE85L,Q,M\)](#) [MA4E2039](#) [D1FH3-5063](#) [MBR0530L-TP](#) [MBR10100CT-BP](#) [MBR30H100MFST1G](#) [MMBD301M3T5G](#) [PMAD1103-LF](#) [PMAD1108-LF](#) [RB160M-50TR](#) [RB520S-30](#) [RB551V-30](#) [DD350N18K](#) [DZ435N40K](#) [DZ600N16K](#) [BAS16E6433HTMA1](#) [BAS 3010S-02LRH E6327](#) [BAT 54-02LRH E6327](#) [IDL02G65C5XUMA1](#) [NSR05F40QNXT5G](#) [NSVR05F40NXT5G](#) [JANS1N6640](#) [SB07-03C-TB-H](#) [SB1003M3-TL-W](#) [SBAT54CWT1G](#) [SBM30-03-TR-E](#) [SBS818-TL-E](#) [SK32A-LTP](#) [SK33A-TP](#) [SK34A-TP](#) [SK34B-TP](#) [SMD1200PL-TP](#) [ACDBN160-HF](#) [SS3003CH-TL-E](#) [STPS30S45CW](#) [PDS3100Q-7](#) [GA01SHT18](#) [CRS10I30A\(TE85L,QM\)](#) [MBR1240MFST1G](#) [MBRB30H30CT-1G](#) [BAS28E6433HTMA1](#) [BAS 70-02L E6327](#) [HSB123JTR-E](#) [JANTX1N5712-1](#) [VS-STPS40L45CW-N3](#) [DD350N12K](#) [SB007-03C-TB-E](#) [SB10015M-TL-E](#) [SB1003M3-TL-E](#) [SK110-LTP](#)