

Description

The LY323DCXXUL is a bi-directional TVS diode array, utilizing leading monolithic silicon technology to provide fast response time and low ESD clamping voltage, making this device an ideal solution for protecting voltage sensitive high-speed data lines. It complies with IEC 61000-4-2 (ESD), $\pm 30\text{kV}$ air and $\pm 30\text{kV}$ contact discharge. It is assembled into a lead-free SOD-323 package. The small size, low capacitance and high ESD surge protection make it a ideal choice to protect cell phone, wireless systems, and communication equipment.


Features

- Low clamping voltage
- Ultra low leakage current
- Operating voltage: 3.3V~24V
- RoHS compliant
- IEC-61000-4-2 ESD $\pm 30\text{kV}$ Air, $\pm 30\text{kV}$ Contact
- Packaging: 7 inch reel, 3000pcs/reel

Applications

- USB Ports
- Smart Phones
- Wireless Systems
- Ethernet 10/100/1000 Bast T

Pin Configuration and Marking



Absolute Maximum Ratings (T_A=25°C)

Parameter	Symbol	Value
Peak Pulse Power (8/20μs)	P _{PP}	300W
ESD per IEC 61000-4-2 (Air) ESD per IEC 61000-4-2 (Contact)	V _{ESD}	±30kV ±30kV
Ambient Temperature Range	T _A	-55°C to +125°C
Storage Temperature Range	T _{STG}	-55°C to +150°C

Electrical Characteristics (T_A=25°C)

Part Number	Marking	Reverse Working Voltage	Reverse Breakdown Voltage @I _T =1mA	Reverse Leakage Current @V _{RWM}	Clamping Voltage @8/20μs		Peak Pulse Current	Junction Capacitance @V _R =0V, f=1MHz
		V _{RWM} (V)	V _{BR} (V)	I _R (μA)	V _C (V)		I _{PP} (A)	C _J (pF)
		Max.	Min.	Max.	@1A	@I _{PP Max.}	Max.	Typ.
LY323DC03UL	CC	3.3	4.4	0.2	7	16	21	1
LY323DC05UL	AC	5.0	6.0	0.2	10	20	18	1
LY323DC08UL	BC	8.0	8.5	0.2	9	19.5	18	1
LY323DC12UL	DC	12.0	13.3	0.2	18	25	14	1
LY323DC15UL	EC	15.0	16.7	0.2	21	30	10	1
LY323DC24UL	HC	24.0	27.0	0.2	36	55	6	1

Typical Characteristic Curves ($T_A=25^{\circ}\text{C}$)

Figure 1. Peak Pulse Power Rating Curve

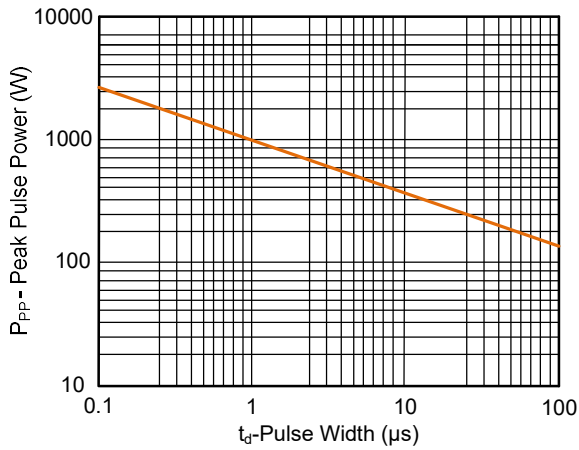


Figure 2. Pulse Derating Curve

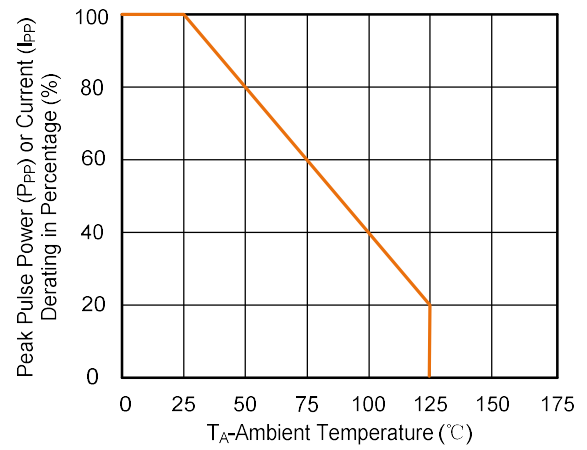


Figure 3. Pulse Waveform (8/20 μs)

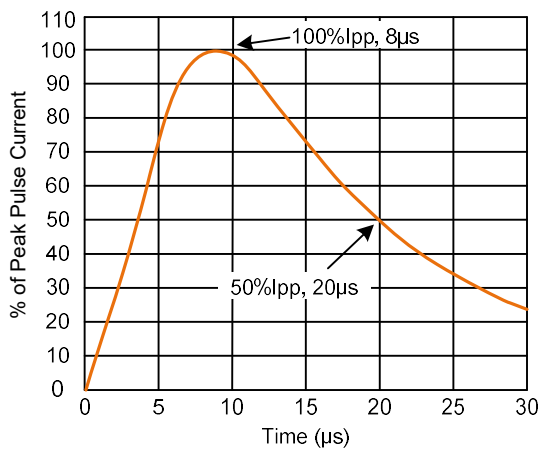
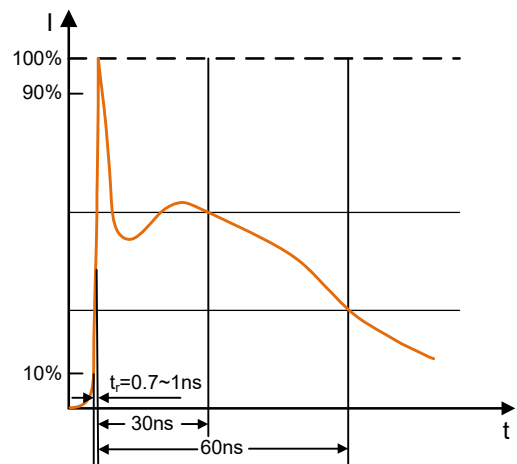
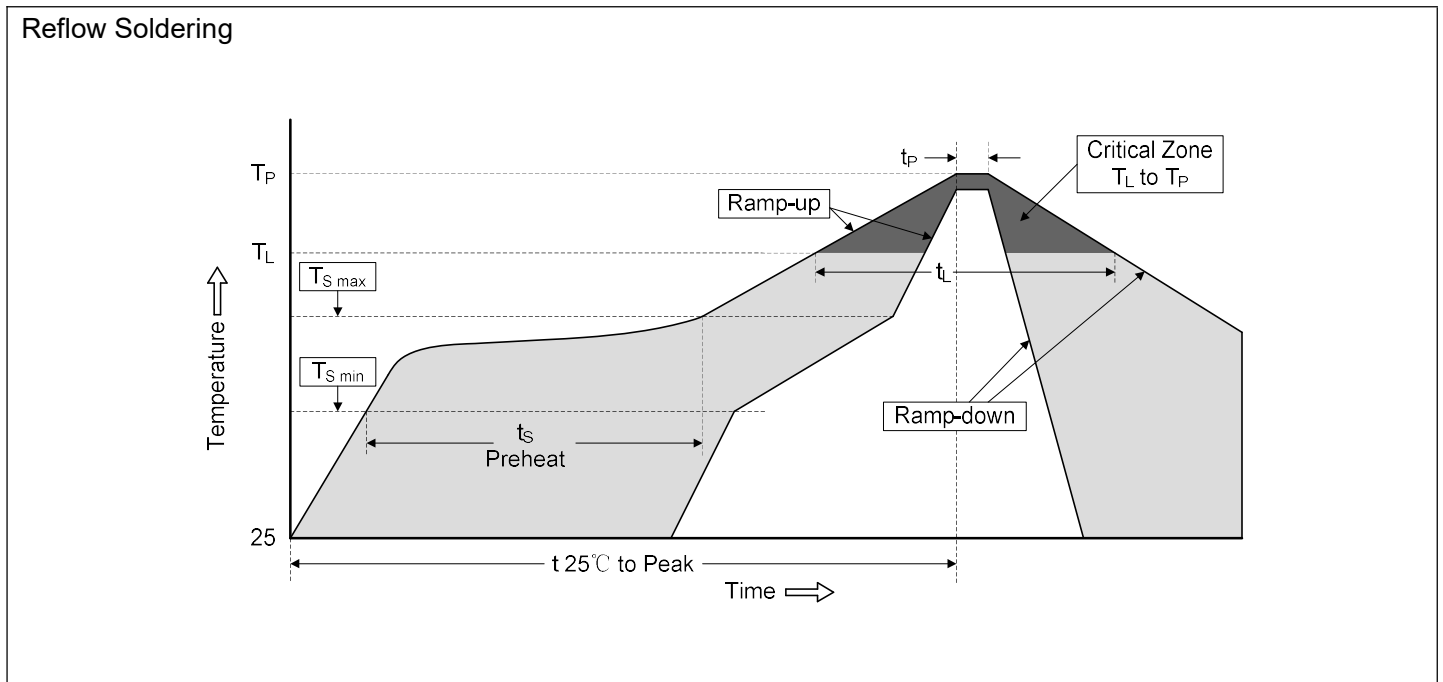


Figure 4. Pulse Waveform (IEC61000-4-2)

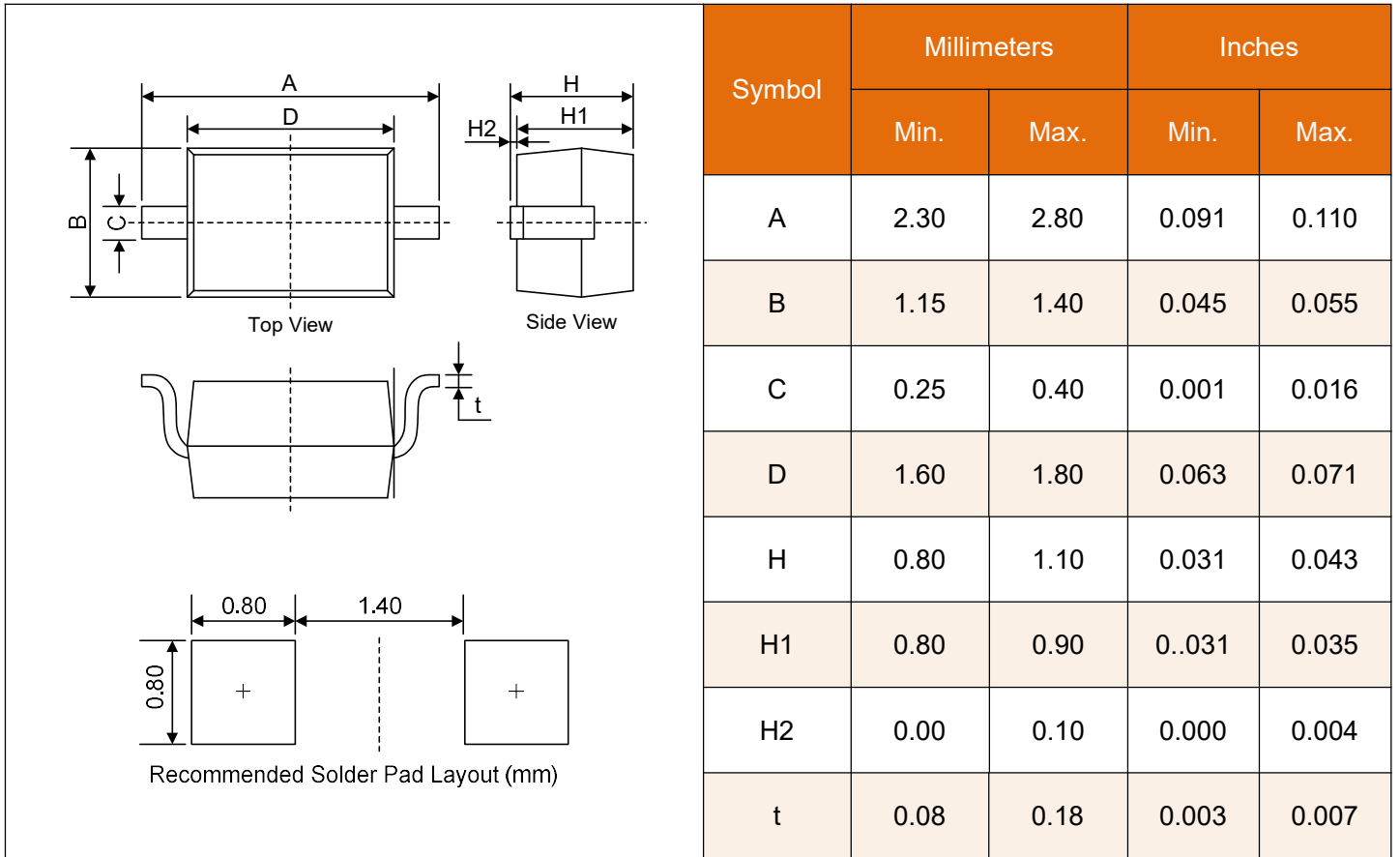


Soldering Parameters



Profile Feature	Pb-Free Assembly
Average ramp-up rate (T_L to T_P)	3°C/second max.
Preheat -Temperature Min ($T_{S\ min}$) -Temperature Max ($T_{S\ max}$) -Time (min to max) (t_s)	150°C 200°C 60-180 seconds
$T_{S\ max}$ to T_L -Ramp-up Rate	3°C/second max.
Time maintained above: -Temperature (T_L) -Time (t_L)	217°C 60-150 seconds
Peak Temperature (T_P)	260°C
Time within 5°C of actual Peak Temperature (t_p)	20-40 seconds
Ramp-down Rate	6°C/second max.
Time 25°C to Peak Temperature	8 minutes max.

Dimensions (SOD-323)



X-ON Electronics

Largest Supplier of Electrical and Electronic Components

Click to view similar products for [ESD Suppressors / TVS Diodes](#) category:

Click to view products by [Liown](#) manufacturer:

Other Similar products are found below :

[60KS200C](#) [D18V0L1B2LP-7B](#) [D5V0F4U5P5-7](#) [NTE4902](#) [P4KE27CA](#) [P6KE11CA](#) [P6KE8.2A](#) [SA60CA](#) [SA64CA](#) [SMBJ12CATR](#)
[SMBJ33CATR](#) [SMBJ6.5A](#) [SMBJ8.0A](#) [ESD101-B1-02ELS E6327](#) [ESD112-B1-02EL E6327](#) [ESD7451N2T5G](#) [19180-510](#) [CPDT-5V0USP-](#)
[HF](#) [3.0SMCJ33CA-F](#) [3.0SMCJ36A-F](#) [HSPC16701B02TP](#) [JANTX1N6126A](#) [D3V3Q1B2DLP3-7](#) [D55V0M1B2WS-7](#) [SCM1293A-04SO](#)
[ESD200-B1-CSP0201 E6327](#) [SM12-7](#) [CEN955 W/DATA](#) [VESD12A1A-HD1-GS08](#) [CPDQC5V0-HF](#) [D1213A-01LP4-7B](#) [ESD101-B1-02EL](#)
[E6327](#) [AOZ8808DI-03](#) [5KP15A](#) [5KP48A](#) [5KP90A](#) [ESD3V3D7-TP](#) [15KPA36A-LF](#) [P4KE56CA](#) [P4KE68A](#) [P4KE91CATR](#) [P6KE120A](#)
[P6KE13CA](#) [P6KE43CA](#) [P6KE6.8CA](#) [P6KE8.2](#) [P6SMBJ20CA](#) [JANTX1N6072A](#) [SR2835ESKG](#) [SA90CA](#)