

Description

The LY8BAC05 is a bi-directional TVS diode, utilizing leading monolithic silicon technology to provide fast response time and low ESD clamping voltage, making this device an ideal solution for protecting voltage sensitive data and power line. It complies with IEC 61000-4-2 (ESD), $\pm 30\text{kV}$ air and $\pm 30\text{kV}$ contact discharge. It is assembled into an ultra-small lead-free DFN1006-2 package. The small size and high ESD surge protection make it an ideal choice to protect cell phone, digital cameras and many other portable applications.


Features

- Low clamping voltage
- Ultra low leakage current
- Operating voltage: 5V
- RoHS compliant
- IEC-61000-4-2 ESD $\pm 30\text{kV}$ Air, $\pm 30\text{kV}$ Contact
- Packaging: 7 inch reel, 10000pcs/reel

Applications

- Cellular Handsets and Accessories
- Personal Digital Assistants
- Notebooks and Handhelds
- Digital Cameras
- Audio Players
- Keypads, Side Keys, LCD Displays

Pin Configuration and Marking



Absolute Maximum Ratings ($T_A=25^\circ\text{C}$)

Parameter	Symbol	Value
Peak Pulse Power (8/20 μs)	P_{PP}	200W
Peak Pulse Current (8/20 μs)	I_{PP}	15A
ESD per IEC 61000-4-2 (Air) ESD per IEC 61000-4-2 (Contact)	V_{ESD}	$\pm 30\text{kV}$ $\pm 30\text{kV}$
Ambient Temperature Range	T_A	-55°C to $+125^\circ\text{C}$
Storage Temperature Range	T_{STG}	-55°C to $+150^\circ\text{C}$

Electrical Characteristics ($T_A=25^\circ\text{C}$)

Parameter	Symbol	Test Condition	Min.	Typ.	Max.
Reverse Working Voltage	V_{RWM}		-	-	5V
Breakdown Voltage	V_{BR}	$I_T = 1\text{mA}$	6V	-	-
Reverse Leakage Current	I_R	$V_{RWM} = 5\text{V}$	-	-	0.2 μA
Clamping Voltage	V_C	$I_{PP} = 1\text{A}$ (8/20 μs)	-	-	8V
		$I_{PP} = 15\text{A}$ (8/20 μs)	-	-	14V
Junction Capacitance	C_J	$V_R = 0\text{V}$, $f = 1\text{MHz}$	-	30pF	50pF

Typical Characteristic Curves ($T_A=25^{\circ}\text{C}$)

Figure 1. Peak Pulse Power Rating Curve

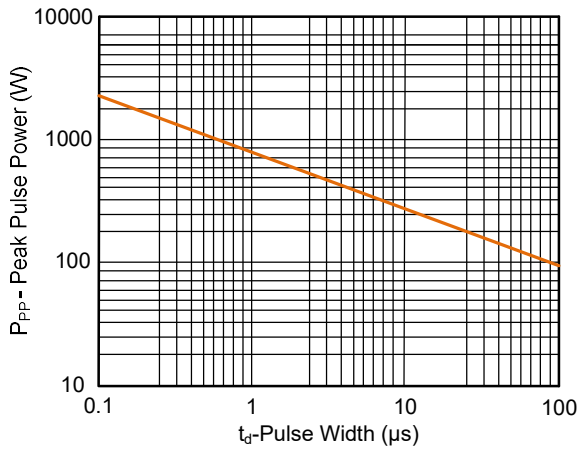


Figure 2. Pulse Derating Curve

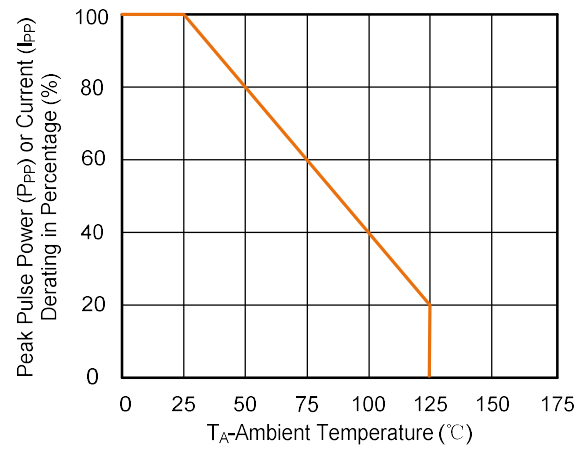


Figure 3. Clamping Voltage vs. Peak Pulse Current

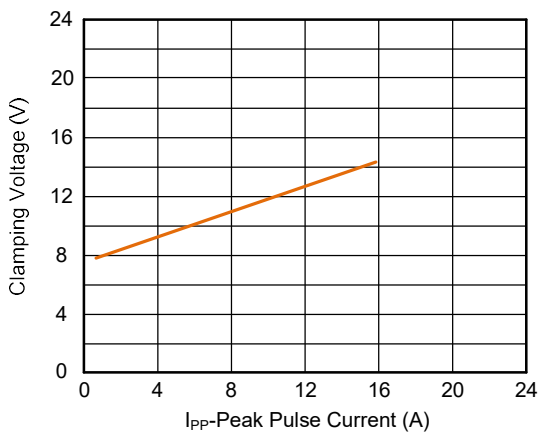


Figure 4. Junction Capacitance vs. Reverse Voltage

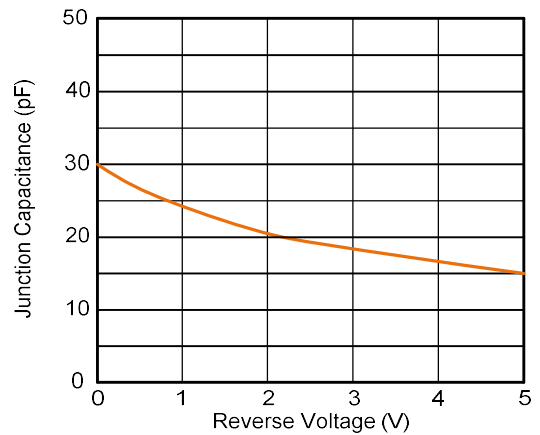


Figure 5. Pulse Waveform (8/20 μs)

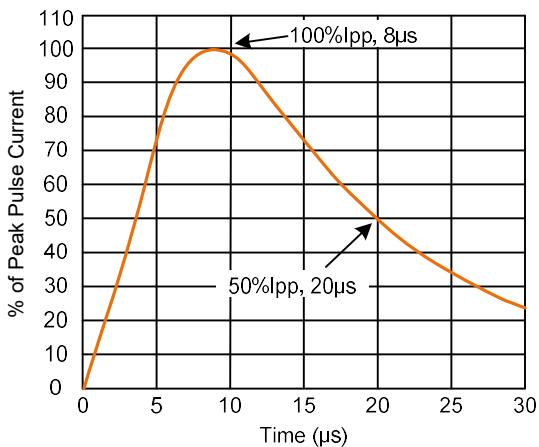
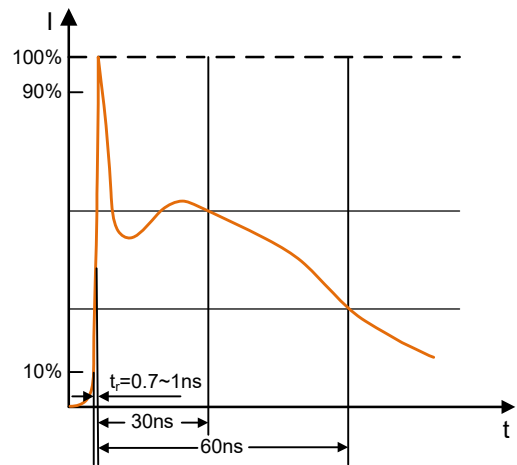
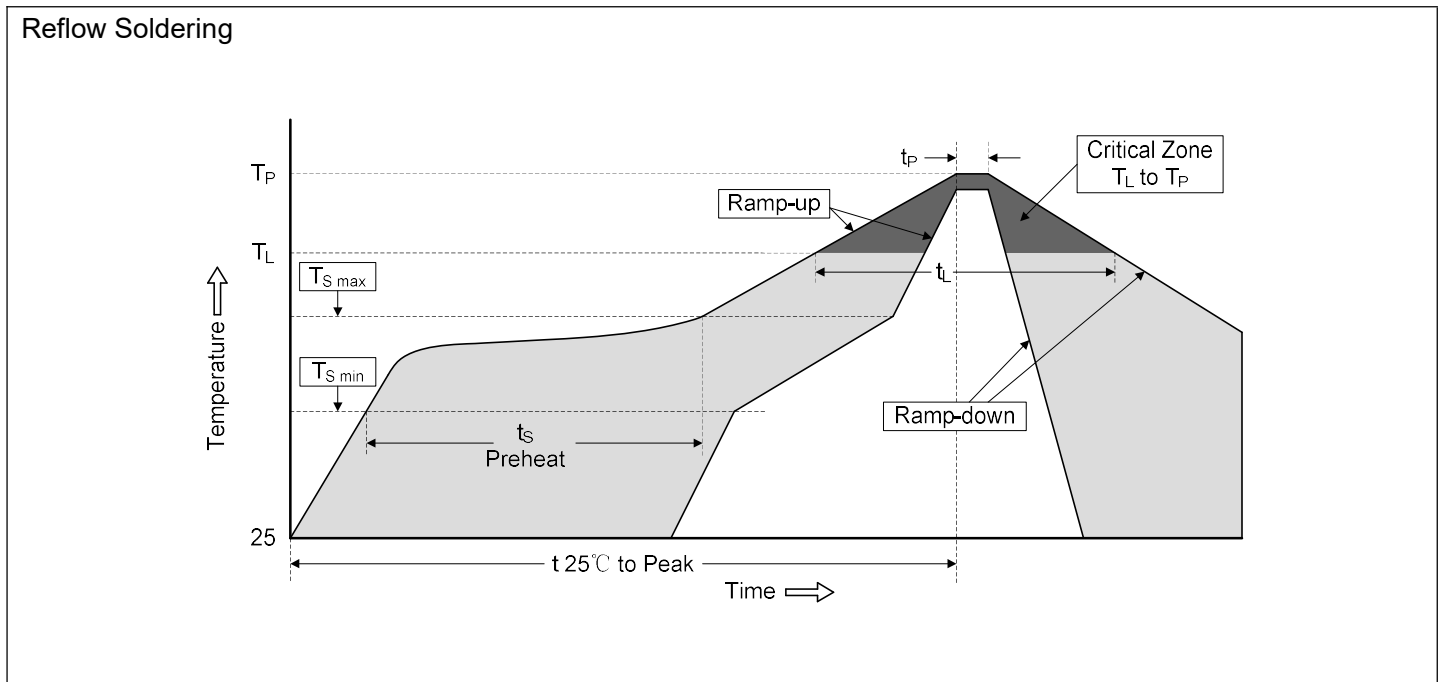


Figure 6. Pulse Waveform (IEC61000-4-2)

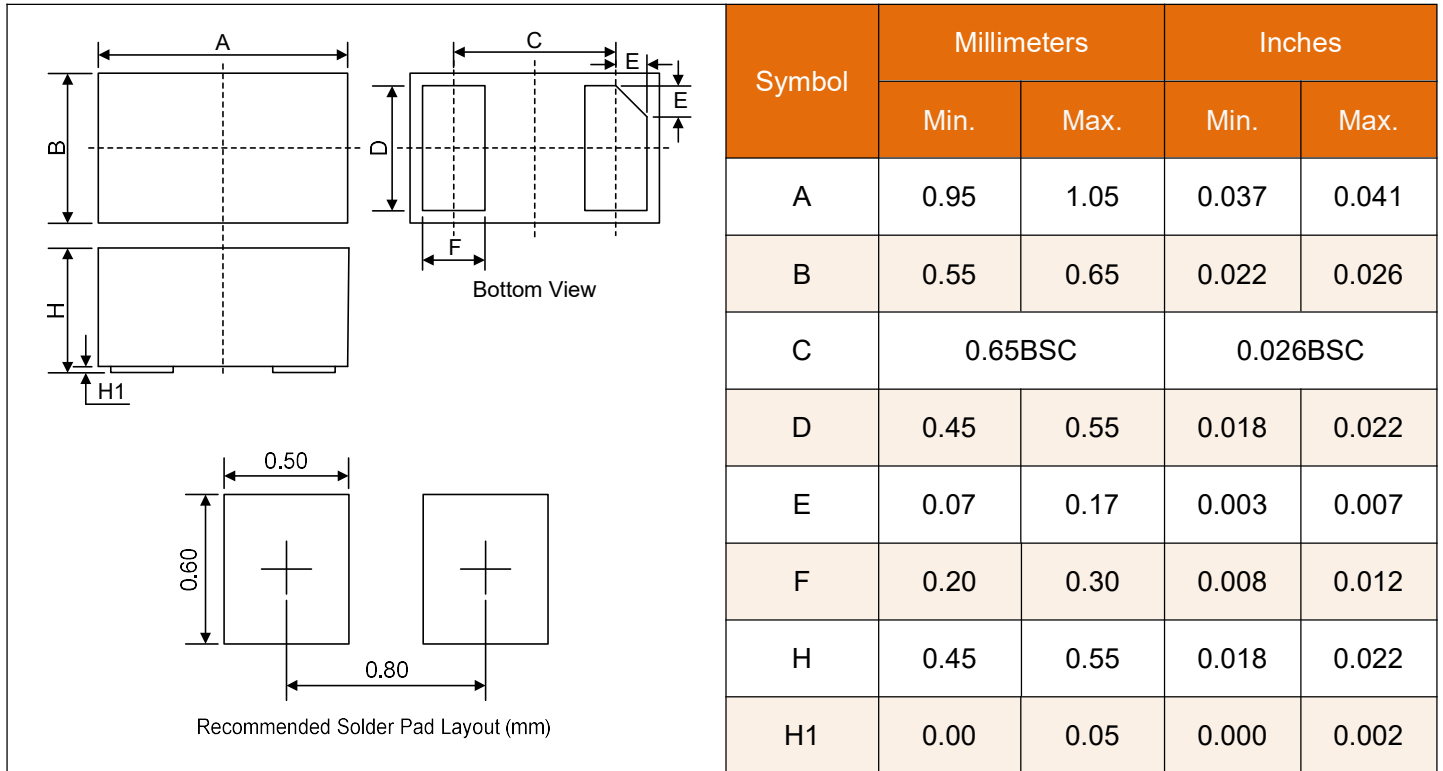


Soldering Parameters



Profile Feature	Pb-Free Assembly
Average ramp-up rate (T_L to T_P)	3°C/second max.
Preheat <ul style="list-style-type: none"> -Temperature Min ($T_{S\ min}$) -Temperature Max ($T_{S\ max}$) -Time (min to max) (t_s) 	150°C 200°C 60-180 seconds
$T_{S\ max}$ to T_L <ul style="list-style-type: none"> -Ramp-up Rate 	3°C/second max.
Time maintained above: <ul style="list-style-type: none"> -Temperature (T_L) -Time (t_L) 	217°C 60-150 seconds
Peak Temperature (T_P)	260°C
Time within 5°C of actual Peak Temperature (t_p)	20-40 seconds
Ramp-down Rate	6°C/second max.
Time 25°C to Peak Temperature	8 minutes max.

Dimensions (DFN1006-2)



X-ON Electronics

Largest Supplier of Electrical and Electronic Components

Click to view similar products for [ESD Suppressors / TVS Diodes](#) category:

Click to view products by [Liown](#) manufacturer:

Other Similar products are found below :

[60KS200C](#) [D18V0L1B2LP-7B](#) [D5V0F4U5P5-7](#) [NTE4902](#) [P4KE27CA](#) [P6KE11CA](#) [P6KE8.2A](#) [SA60CA](#) [SA64CA](#) [SMBJ12CATR](#)
[SMBJ33CATR](#) [SMBJ6.5A](#) [SMBJ8.0A](#) [ESD101-B1-02ELS E6327](#) [ESD112-B1-02EL E6327](#) [ESD7451N2T5G](#) [19180-510](#) [CPDT-5V0USP-](#)
[HF](#) [3.0SMCJ33CA-F](#) [3.0SMCJ36A-F](#) [HSPC16701B02TP](#) [JANTX1N6126A](#) [D3V3Q1B2DLP3-7](#) [D55V0M1B2WS-7](#) [SCM1293A-04SO](#)
[ESD200-B1-CSP0201 E6327](#) [SM12-7](#) [CEN955 W/DATA](#) [VESD12A1A-HD1-GS08](#) [CPDQC5V0-HF](#) [D1213A-01LP4-7B](#) [ESD101-B1-02EL](#)
[E6327](#) [AOZ8808DI-03](#) [5KP15A](#) [5KP48A](#) [5KP90A](#) [ESD3V3D7-TP](#) [15KPA36A-LF](#) [P4KE56CA](#) [P4KE68A](#) [P4KE91CATR](#) [P6KE120A](#)
[P6KE13CA](#) [P6KE43CA](#) [P6KE6.8CA](#) [P6KE8.2](#) [P6SMBJ20CA](#) [JANTX1N6072A](#) [SR2835ESKG](#) [SA90CA](#)