

Features

- Strong absorption capacity of surge
- High reliability
- Low leakage current
- Fast response time
- Meet MSL level1, per J-STD-020
- Operating Junction Temperature: -40 to +150°C
- Storage Temperature Range: -40 to +150°C

Applications

TSS components are ideal for the protection of telecommunications equipment such as modems, line cards, fax machines, and other CPE.

Electrical Characteristics (T_A=25°C)

Part Number	Marking	Peak Off-state Voltage	Off-state Current	Switching Voltage	Switching Current	On-state Voltage	On-state Current	Holding Current	Off-state Capacitance @2V, 1MHz
		V _{DRM max.} (V)	I _{DRM max.} (μA)	V _{S max.} (V)	I _{S max.} (mA)	V _{T max.} (V)	I _{T max.} (A)	I _{H typ.} (mA)	C _{O typ.} (pF)
P0080SA	P008A	6	5	25	800	4	2.2	50	50
P0080SB	P008B	6	5	25	800	4	2.2	50	70
P0080SC	P008C	6	5	25	800	4	2.2	50	100
P0300SA	P03A	25	5	40	800	4	2.2	50	70
P0300SB	P03B	25	5	40	800	4	2.2	50	70
P0300SC	P03C	25	5	40	800	4	2.2	50	100
P0640SA	P06A	58	5	77	800	4	2.2	150	50
P0640SB	P06B	58	5	77	800	4	2.2	150	60
P0640SC	P06C	58	5	77	800	4	2.2	150	100
P0720SA	P07A	65	5	88	800	4	2.2	150	50
P0720SB	P07B	65	5	88	800	4	2.2	150	60
P0720SC	P07C	65	5	88	800	4	2.2	150	100
P0900SA	P09A	75	5	98	800	4	2.2	150	45
P0900SB	P09B	75	5	98	800	4	2.2	150	55
P0900SC	P09C	75	5	98	800	4	2.2	150	90

Electrical Characteristics (T_A=25°C)

Part Number	Marking	Peak Off-state Voltage	Off-state Current	Switching Voltage	Switching Current	On-state Voltage	On-state Current	Holding Current	Off-state Capacitance @2V, 1MHz
		V _{DRM max.} (V)	I _{DRM max.} (μA)	V _{S max.} (V)	I _{S max.} (mA)	V _{T max.} (V)	I _{T max.} (A)	I _{H typ.} (mA)	C _{O typ.} (pF)
P1100SA	P11A	90	5	130	800	4	2.2	150	45
P1100SB	P11B	90	5	130	800	4	2.2	150	55
P1100SC	P11C	90	5	130	800	4	2.2	150	90
P1300SA	P13A	120	5	160	800	4	2.2	150	45
P1300SB	P13B	120	5	160	800	4	2.2	150	55
P1300SC	P13C	120	5	160	800	4	2.2	150	90
P1500SA	P15A	140	5	180	800	4	2.2	150	40
P1500SB	P15B	140	5	180	800	4	2.2	150	60
P1500SC	P15C	140	5	180	800	4	2.2	150	85
P1800SA	P18A	170	5	220	800	4	2.2	150	40
P1800SB	P18B	170	5	220	800	4	2.2	150	60
P1800SC	P18C	170	5	220	800	4	2.2	150	85
P2300SA	P23A	190	5	260	800	4	2.2	150	35
P2300SB	P23B	190	5	260	800	4	2.2	150	55
P2300SC	P23C	190	5	260	800	4	2.2	150	80
P2600SA	P26A	220	5	300	800	4	2.2	150	35
P2600SB	P26B	220	5	300	800	4	2.2	150	50
P2600SC	P26C	220	5	300	800	4	2.2	150	80
P3100SA	P31A	275	5	350	800	4	2.2	150	30
P3100SB	P31B	275	5	350	800	4	2.2	150	45
P3100SC	P31C	275	5	350	800	4	2.2	150	65
P3500SA	P35A	320	5	400	800	4	2.2	150	30
P3500SB	P35B	320	5	400	800	4	2.2	150	40
P3500SC	P35C	320	5	400	800	4	2.2	150	65

Surge Rating

Type	I _{PP@8/20μs}	I _{PP@10/1000μs}	V _{PP@10/700μs}
A	150A	45A	2kV
B	250A	80A	4kV
C	400A	100A	6kV

Characteristic Curves ($T_A=25^\circ\text{C}$)

Figure 1. V-I Characteristics

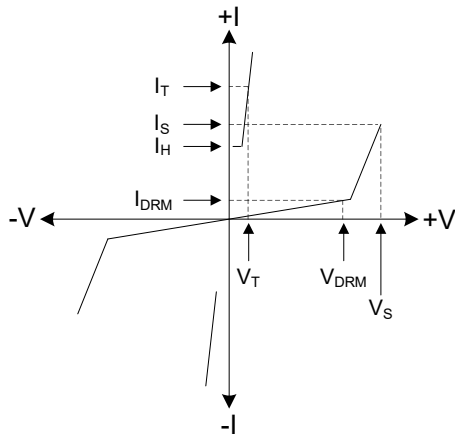


Figure 2. Pulse Waveform

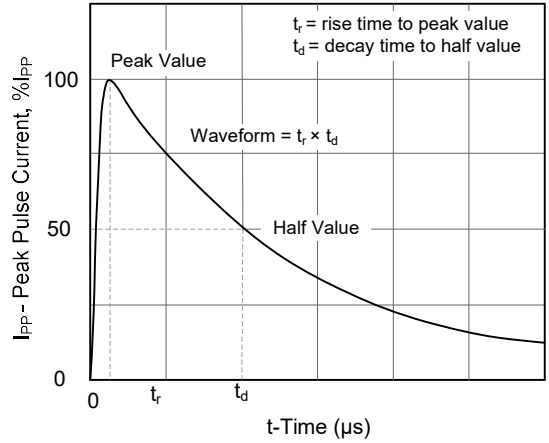


Figure 3. Normalized V_S Change versus Junction Temperature

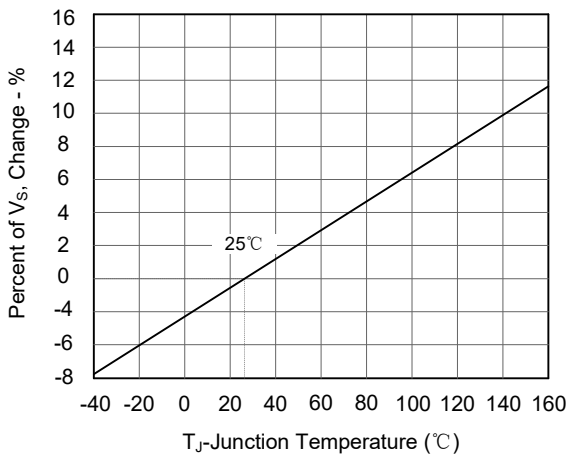
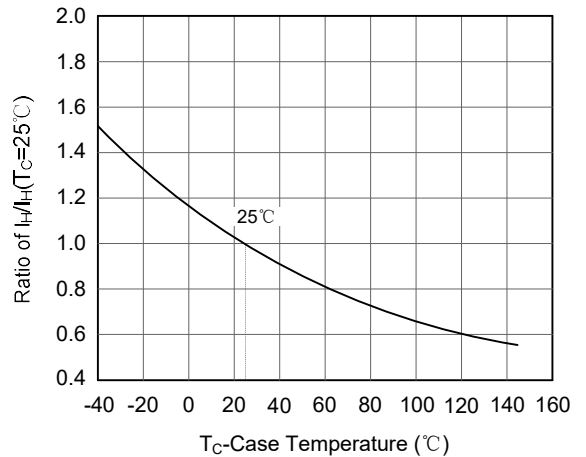
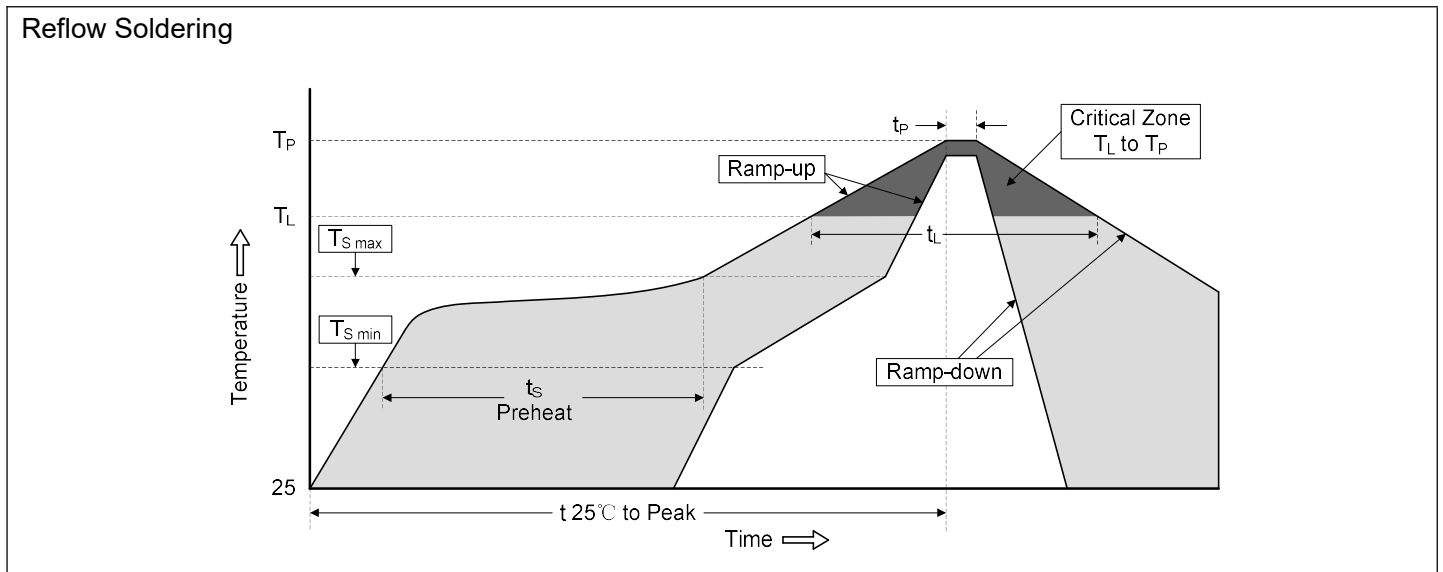


Figure 4. Normalized DC Holding Current versus Case Temperature




Soldering Parameters



Profile Feature	Pb-Free Assembly
Average ramp-up rate (T _L to T _P)	3°C/second max.
Preheat -Temperature Min (T _{S min}) -Temperature Max (T _{S max}) -Time (min to max) (t _s)	150°C 200°C 60-180 seconds
T _{S max} to T _L -Ramp-up Rate	3°C/second max.
Time maintained above: -Temperature (T _L) -Time (t _L)	217°C 60-150 seconds
Peak Temperature (T _P)	260°C
Time within 5°C of actual Peak Temperature (t _p)	20-40 seconds
Ramp-down Rate	6°C/second max.
Time 25°C to Peak Temperature	8 minutes max.

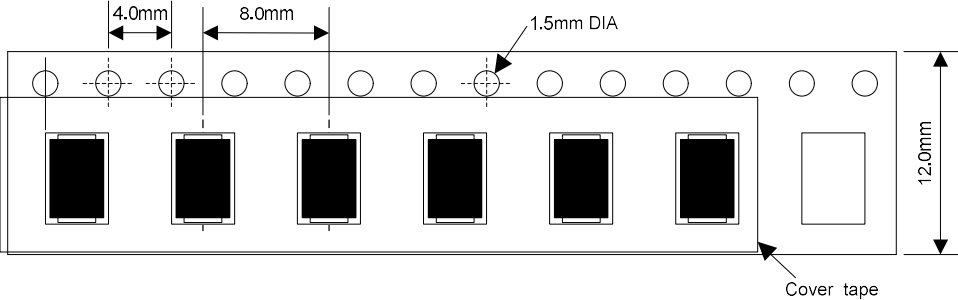
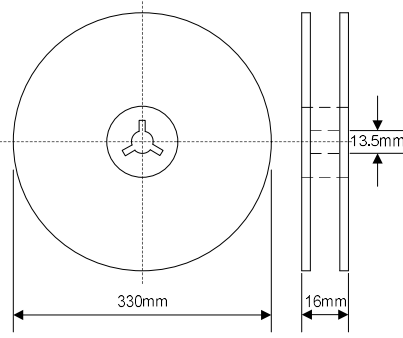
Part Number Code and Marking Code



Dimensions (SMB/DO-214AA)

Symbol	Millimeters		Inches	
	Min.	Max.	Min.	Max.
A	1.930	2.200	0.076	0.086
B	4.060	4.750	0.160	0.187
C	3.300	3.940	0.130	0.155
D	2.160	2.650	0.085	0.104
E	0.760	1.520	0.030	0.060
F	-	0.203	-	0.008
G	5.210	5.590	0.205	0.220
H	0.152	0.305	0.006	0.012
I	2.260	-	0.089	-
J	2.160	-	0.085	-
K	-	2.740	-	0.107

Packaging Specification

<p>Tape</p> 
<p>13 Inches Reel</p>  <p>Quantity: 3000pcs/reel</p>

X-ON Electronics

Largest Supplier of Electrical and Electronic Components

Click to view similar products for Thyristor Surge Protection Devices - TSPD category:

Click to view products by Liown manufacturer:

Other Similar products are found below :

[MMT08B310T3](#) [BEP4200TB](#) [BS4200N-C-2](#) [P0080F](#) [P0080SB](#) [P0640SC](#) [P3100SB](#) [P0640SB](#) [B0300TB](#) [P0080FB-MC](#) [P0080SA](#)
[LM61089B](#) [P3500SC](#) [P3100SB](#) [P2300SC](#) [P0080SC](#) [P0640SC](#) [P0080TAL](#) [P0080LBL](#) [P0220TAL](#) [ES0640SC](#) [P3100SCX](#) [P0080TB](#)
[P3500SA](#) [P0800TA](#) [P0080SC](#) [SKKH 106/18E](#) [SKKH 162/14E](#) [SKKH 42/12E](#) [SKKH 57/16E](#) [SKKH 72/08E](#) [NP3100SBT3G](#)
[SK20NHMH10](#) [P3800FNLTP](#) [TB2300L-13-F](#) [P2300MEL](#) [TISP4030L1BJR-S](#) [P4800MEL](#) [TISP4P035L1NR-S](#) [TISP4011H1BJR-S](#)
[P2600SDLRP](#) [SKKH 280/20E H4](#) [SKKH 72/16E](#) [SKKH 72/20E H4](#) [SKKH92/16E](#) [SKKH 132/16E](#) [SKKH 172/16E](#) [SKKH 106/16E](#)
[BS4200N-2C](#) [BEP3100TA](#)