

Description

The P6KE series is designed specifically to protect sensitive electronic equipment from voltage transients induced by lightning and other transient voltage events.

Features

- Halogen free and RoHS compliant
- Low incremental surge resistance
- Excellent clamping capability
- 600W peak pulse power capability at 10/1000 μ s waveform, repetition rate (duty cycle): 0.01%
- Fast response time
- Typical I_R less than 1 μ A above 12V devices
- High Temperature soldering guaranteed: 265 $^{\circ}$ C/10 seconds/.375", (9.5mm) lead length, 5lbs (2.3kg) tension
- Plastic package has underwriters laboratory flammability 94V-0
- Meet MSL level1, per J-STD-020
- IEC-61000-4-2 ESD 30kV(Air), 30kV (Contact)
- Unit Weight: 0.42g



Applications

TVS components are ideal for the protection of I/O Interfaces, VCC bus and other vulnerable circuits used in telecom, computer, Industrial and consumer electronic applications.

Maximum Ratings and Characteristics ($T_A=25^{\circ}$ C)

Rating	Symbol	Value
Peak pulse power dissipation at 10/1000 μ s waveform (Note1, Fig.1)	P_{PPM}	600W
Peak pulse current of at 10/1000 μ s waveform (Note 1, Fig.3)	I_{PPM}	See Table(A)
Steady state power dissipation at $T_L=75^{\circ}$ C (Fig.5)	$P_{M(AV)}$	5.0W
Maximum Instantaneous Forward Voltage at 50A for Unidirectional Only	V_F	3.5V/5.0V
Peak forward surge current, 8.3ms single half sine-wave superimposed on rated load, (JEDEC Method) (Note2, Fig.6)	I_{FSM}	100A
Operating junction and Storage Temperature Ranges	T_J, T_{STG}	-55 $^{\circ}$ C to +150 $^{\circ}$ C
Typical thermal resistance junction to lead	$R_{\theta JL}$	20 $^{\circ}$ C/W
Typical thermal resistance junction to ambient	$R_{\theta JA}$	75 $^{\circ}$ C/W

Notes:1. Non-repetitive current pulse, per Fig.3 and derating above $T_A=25^{\circ}$ C per Fig.2.

2. 8.3ms single half sine-wave or equivalent square wave, duty cycle=4 pulses per minutes maximum.

3. $V_F < 3.5V$ for single die parts and $V_F < 5.0V$ for stacked-die parts.

Electrical Characteristics (T_A=25°C)

Part Number		Reverse Stand-Off Voltage	Breakdown Voltage @I _T		Test Current	Maximum Clamping Voltage @I _{PP}	Peak Pulse Current	Reverse Leakage @V _R
Uni.	Bi.	V _R (V)	V _{B Min.} (V)	V _{B Max.} (V)	I _T (mA)	V _C (V)	I _{PP} (A)	I _R (μA)
P6KE6.8A	P6KE6.8CA	5.80	6.45	7.14	10	10.5	58.1	1000
P6KE7.5A	P6KE7.5CA	6.40	7.13	7.88	10	11.3	54.0	500
P6KE8.2A	P6KE8.2CA	7.02	7.79	8.61	10	12.1	50.4	200
P6KE9.1A	P6KE9.1CA	7.78	8.65	9.55	1	13.4	45.5	50
P6KE10A	P6KE10CA	8.55	9.50	10.50	1	14.5	42.1	10
P6KE11A	P6KE11CA	9.40	10.50	11.60	1	15.6	39.1	5
P6KE12A	P6KE12CA	10.20	11.40	12.60	1	16.7	36.5	5
P6KE13A	P6KE13CA	11.10	12.40	13.70	1	18.2	33.5	1
P6KE15A	P6KE15CA	12.80	14.30	15.80	1	21.2	28.8	1
P6KE16A	P6KE16CA	13.60	15.20	16.80	1	22.5	27.1	1
P6KE18A	P6KE18CA	15.30	17.10	18.90	1	25.2	24.2	1
P6KE20A	P6KE20CA	17.10	19.00	21.00	1	27.7	22.0	1
P6KE22A	P6KE22CA	18.80	20.90	23.10	1	30.6	19.9	1
P6KE24A	P6KE24CA	20.50	22.80	25.20	1	33.2	18.4	1
P6KE27A	P6KE27CA	23.10	25.70	28.40	1	37.5	16.3	1
P6KE30A	P6KE30CA	25.60	28.50	31.50	1	41.4	14.7	1
P6KE33A	P6KE33CA	28.20	31.40	34.70	1	45.7	13.3	1
P6KE36A	P6KE36CA	30.80	34.20	37.80	1	49.9	12.2	1
P6KE39A	P6KE39CA	33.30	37.10	41.00	1	53.9	11.3	1
P6KE43A	P6KE43CA	36.80	40.90	45.20	1	59.3	10.3	1
P6KE47A	P6KE47CA	40.20	44.70	49.40	1	64.8	9.4	1
P6KE51A	P6KE51CA	43.60	48.50	53.60	1	70.1	8.7	1
P6KE56A	P6KE56CA	47.80	53.20	58.80	1	77.0	7.9	1
P6KE62A	P6KE62CA	53.00	58.90	65.10	1	85.0	7.2	1
P6KE68A	P6KE68CA	58.10	64.60	71.40	1	92.0	6.6	1

Electrical Characteristics (TA=25°C)

Part Number		Reverse Stand-Off Voltage	Breakdown Voltage @I _T		Test Current	Maximum Clamping Voltage @I _{PP}	Peak Pulse Current	Reverse Leakage @V _R
Uni.	Bi.	V _R (V)	V _{B Min.} (V)	V _{B Max.} (V)	I _T (mA)	V _C (V)	I _{PP} (A)	I _R (μA)
P6KE75A	P6KE75CA	64.10	71.30	78.80	1	103.0	5.9	1
P6KE82A	P6KE82CA	70.10	77.90	86.10	1	113.0	5.4	1
P6KE91A	P6KE91CA	77.80	86.50	95.50	1	125.0	4.9	1
P6KE100A	P6KE100CA	85.50	95.00	105.0	1	137.0	4.5	1
P6KE110A	P6KE110CA	94.00	105.0	116.0	1	152.0	4.0	1
P6KE120A	P6KE120CA	102.0	114.0	126.0	1	165.0	3.7	1
P6KE130A	P6KE130CA	111.0	124.0	137.0	1	179.0	3.4	1
P6KE150A	P6KE150CA	128.0	143.0	158.0	1	207.0	2.9	1
P6KE160A	P6KE160CA	136.0	152.0	168.0	1	219.0	2.8	1
P6KE170A	P6KE170CA	145.0	162.0	179.0	1	234.0	2.6	1
P6KE180A	P6KE180CA	154.0	171.0	189.0	1	246.0	2.5	1
P6KE200A	P6KE200CA	171.0	190.0	210.0	1	274.0	2.2	1
P6KE220A	P6KE220CA	185.0	209.0	231.0	1	328.0	1.9	1
P6KE250A	P6KE250CA	214.0	237.0	263.0	1	344.0	1.8	1
P6KE300A	P6KE300CA	256.0	285.0	315.0	1	414.0	1.5	1
P6KE350A	P6KE350CA	300.0	332.0	368.0	1	482.0	1.3	1
P6KE400A	P6KE400CA	342.0	380.0	420.0	1	548.0	1.1	1
P6KE440A	P6KE440CA	376.0	418.0	462.0	1	602.0	1.0	1
P6KE480A	P6KE480CA	408.0	456.0	504.0	1	658.0	0.9	1
P6KE510A	P6KE510CA	434.0	485.0	535.0	1	698.0	0.9	1
P6KE530A	P6KE530CA	450.0	503.5	556.5	1	725.0	0.8	1
P6KE540A	P6KE540CA	459.0	513.0	567.0	1	740.0	0.8	1
P6KE550A	P6KE550CA	467.0	522.5	577.5	1	760.0	0.8	1
P6KE600A	P6KE600CA	510.0	575.2	628.4	1	828.0	0.75	1

Ratings and Characteristic Curves ($T_A=25^\circ\text{C}$)

Figure 1. Peak Pulse Power Rating Curve

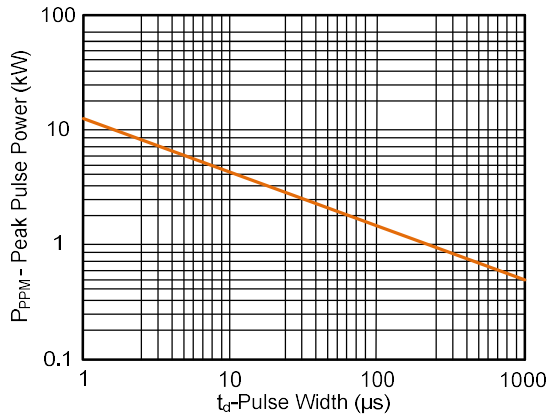


Figure 2. Pulse Derating Curve

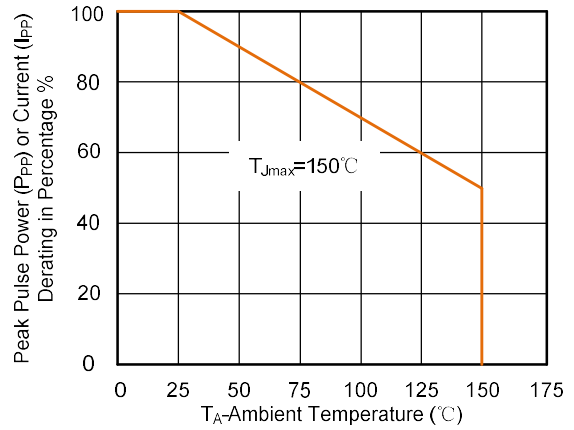


Figure 3. Pulse Waveform

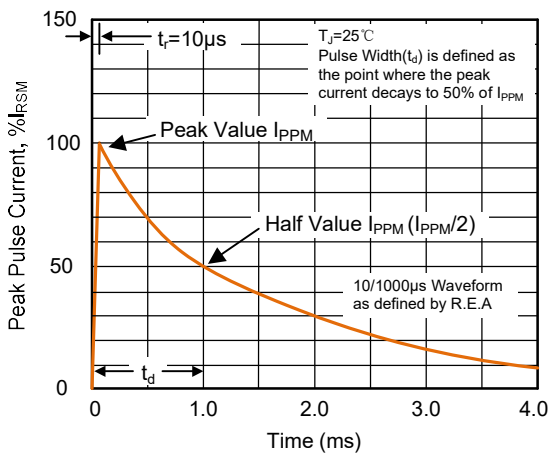


Figure 4. Typical Junction Capacitance

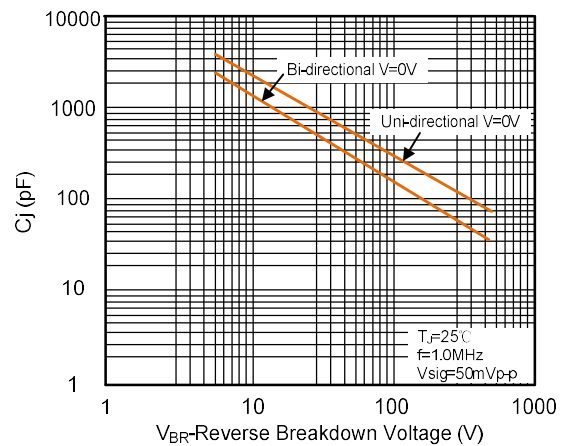


Figure 5. Steady State Power Dissipation Derating Curve

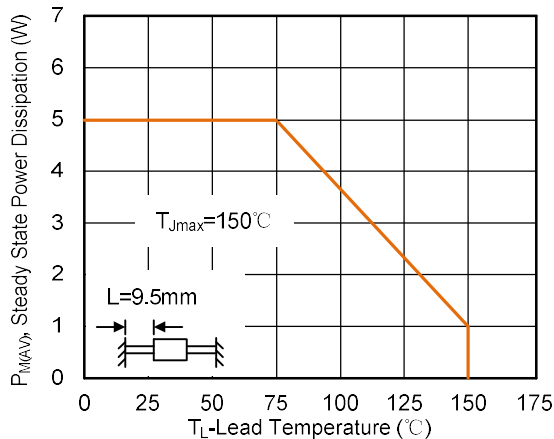
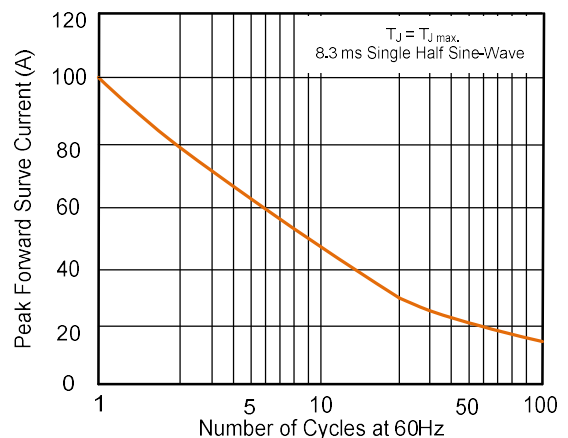



Figure 6. Maximum Non-Repetitive Forward Surge Current Uni-Directional Only



Wave Soldering



Part Number Code and Marking Code



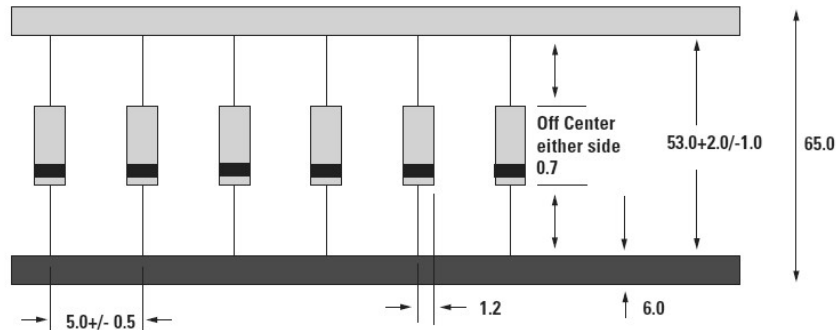
Dimensions (DO-204AC/DO-15)

The diagram shows the dimensions of the diode package: A (lead length), B (lead width), C (lead thickness), and d (lead diameter).

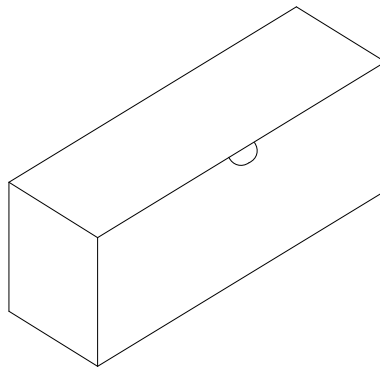
Symbol	Millimeters		Inches	
	Min.	Max.	Min.	Max.
A	25.40	-	1.000	-
B	5.80	7.60	0.230	0.300
C	2.60	3.60	0.104	0.140
d	0.71	0.86	0.028	0.034

Packaging Specification

Tape



Box



Quantity: 2000pcs/box

Reel



Quantity: 4000pcs/reel

X-ON Electronics

Largest Supplier of Electrical and Electronic Components

Click to view similar products for [ESD Suppressors / TVS Diodes](#) category:

Click to view products by [Liown](#) manufacturer:

Other Similar products are found below :

[60KS200C](#) [D18V0L1B2LP-7B](#) [D5V0F4U5P5-7](#) [DESD5V0U1BB-7](#) [NTE4902](#) [P4KE27CA](#) [P6KE11CA](#) [P6KE39CA-TP](#) [P6KE8.2A](#)
[SA110CA](#) [SA60CA](#) [SA64CA](#) [SMBJ12CATR](#) [SMBJ33CATR](#) [SMBJ8.0A](#) [ESD101-B1-02ELS E6327](#) [ESD105-B1-02EL E6327](#) [ESD112-B1-02EL E6327](#) [ESD119B1W01005E6327XTSA1](#) [ESD5V0L1B02VH6327XTSA1](#) [ESD7451N2T5G](#) [19180-510](#) [CPDT-5V0USP-HF](#)
[3.0SMCJ33CA-F](#) [3.0SMCJ36A-F](#) [HSPC16701B02TP](#) [D3V3Q1B2DLP3-7](#) [D55V0M1B2WS-7](#) [DESD5V0U1BL-7B](#) [DRTR5V0U4SL-7](#)
[SCM1293A-04SO](#) [ESD200-B1-CSP0201 E6327](#) [SM12-7](#) [SMLJ45CA-TP](#) [CEN955 W/DATA](#) [82350120560](#) [VESD12A1A-HD1-GS08](#)
[CPDUR5V0R-HF](#) [CPDQC5V0U-HF](#) [CPDQC5V0USP-HF](#) [CPDQC5V0-HF](#) [D1213A-01LP4-7B](#) [D1213A-02WL-7](#) [MMAD1108/TR13](#)
[5KP100A](#) [5KP15A](#) [5KP18A](#) [5KP48A](#) [5KP90A](#) [5KP90CA](#)