

SMCJ Series

Surface Mount — 1500W

HF **RoHS**



Description

The SMCJ series is designed specifically to protect sensitive electronic equipment from voltage transients induced by lightning and other transient voltage events. For surface mounted applications in order to optimize board space.

Additional Information



Maximum Ratings and Characteristics ($T_A=25^{\circ}\text{C}$)

| Rating | Symbol | Value |
|---|-----------------|---|
| Peak pulse power dissipation at 10/1000 μs waveform(Note1, Note2, Fig.1) | P_{PPM} | 1500W |
| Peak pulse current of at 10/1000 μs waveform (Note 1, Fig.3) | I_{PPM} | See Table(A) |
| Steady state power dissipation at $T_A=50^{\circ}\text{C}$ (Fig.5) | $P_{M(AV)}$ | 6.5W |
| Maximum Instantaneous Forward Voltage at 100A for Unidirectional Only | V_F | 3.5V/5.0V |
| Peak forward surge current, 8.3ms single half sine-wave superimposed on rated load, (JEDEC Method) (Note3, Fig.6) | I_{FSM} | 200A |
| Operating junction and Storage Temperature Ranges | T_J, T_{STG} | -55°C to $+150^{\circ}\text{C}$ |
| Typical thermal resistance junction to lead | $R_{\theta JL}$ | 15°C/W |
| Typical thermal resistance junction to ambient | $R_{\theta JA}$ | 75°C/W |

Notes:

1. Non-repetitive current pulse, per Fig.3 and derating above $T_A=25^{\circ}\text{C}$ per Fig.2.
2. Each terminal is surface Mounted on the 8.0mm \times 8.0mm copper pads.
3. 8.3ms single half sine-wave or equivalent square wave, duty cycle=4 pulses per minutes maximum.
4. $V_F<3.5\text{V}$ for single die parts and $V_F<5.0\text{V}$ for stacked-die parts.

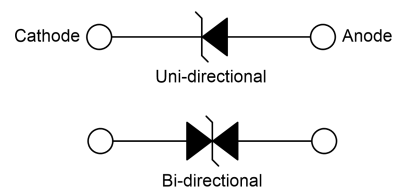
Features

- Halogen free and RoHS compliant
- Low profile package
- Built-in strain relief design
- Low inductance
- Excellent clamping capability
- 1500W peak pulse power capability at 10/1000 μs waveform, repetition rate (duty cycle): 0.01%
- Fast response time
- Typical I_r less than 1 μA above 10V devices
- Peak 260 $^{\circ}\text{C}$ high temperature Reflow Soldering withstanding
- Meet MSL level1, per J-STD-020
- IEC-61000-4-2 ESD 30kV(Air), 30kV (Contact)
- Unit Weight: 0.259g

Applications

TVS components are ideal for the protection of I/O Interfaces, VCC bus and other vulnerable circuits used in telecom, computer, Industrial and consumer electronic applications.

Functional Diagram



SMCJ Series

Surface Mount — 1500W

Electrical Characteristics (T_A=25°C)

| Part Number | | Device Marking Code | | Reverse Stand-Off Voltage | Breakdown Voltage @I _T | | Test Current | Maximum Clamping Voltage @I _{PP} | Peak Pulse Current | Reverse Leakage @V _R |
|-------------|-----------|---------------------|-----|---------------------------|-----------------------------------|-------------------------|---------------------|---|---------------------|---------------------------------|
| Uni. | Bi. | Uni. | Bi. | V _R (V) | V _{B Min.} (V) | V _{B Max.} (V) | I _T (mA) | V _C (V) | I _{PP} (A) | I _R (μA) |
| SMCJ5.0A | SMCJ5.0CA | GDE | BDE | 5.0 | 6.40 | 7.00 | 10 | 9.2 | 163.0 | 800 |
| SMCJ6.0A | SMCJ6.0CA | GDG | BDG | 6.0 | 6.67 | 7.37 | 10 | 10.3 | 145.7 | 800 |
| SMCJ6.5A | SMCJ6.5CA | GDK | BDK | 6.5 | 7.22 | 7.98 | 10 | 11.2 | 134.0 | 500 |
| SMCJ7.0A | SMCJ7.0CA | GDM | BDM | 7.0 | 7.78 | 8.60 | 10 | 12.0 | 125.0 | 200 |
| SMCJ7.5A | SMCJ7.5CA | GDP | BDP | 7.5 | 8.33 | 9.21 | 1 | 12.9 | 116.3 | 100 |
| SMCJ8.0A | SMCJ8.0CA | GDR | BDR | 8.0 | 8.89 | 9.83 | 1 | 13.6 | 110.3 | 50 |
| SMCJ8.5A | SMCJ8.5CA | GDT | BDT | 8.5 | 9.44 | 10.40 | 1 | 14.4 | 104.2 | 20 |
| SMCJ9.0A | SMCJ9.0CA | GDV | BDV | 9.0 | 10.00 | 11.10 | 1 | 15.4 | 97.4 | 10 |
| SMCJ10A | SMCJ10CA | GDX | BDX | 10.0 | 11.10 | 12.30 | 1 | 17.0 | 88.3 | 5 |
| SMCJ11A | SMCJ11CA | GDZ | BDZ | 11.0 | 12.20 | 13.50 | 1 | 18.2 | 82.5 | 1 |
| SMCJ12A | SMCJ12CA | GEE | BEE | 12.0 | 13.30 | 14.70 | 1 | 19.9 | 75.4 | 1 |
| SMCJ13A | SMCJ13CA | GEG | BEG | 13.0 | 14.40 | 15.90 | 1 | 21.5 | 69.8 | 1 |
| SMCJ14A | SMCJ14CA | GEK | BEK | 14.0 | 15.60 | 17.20 | 1 | 23.2 | 64.7 | 1 |
| SMCJ15A | SMCJ15CA | GEM | BEM | 15.0 | 16.70 | 18.50 | 1 | 24.4 | 61.5 | 1 |
| SMCJ16A | SMCJ16CA | GEP | BEP | 16.0 | 17.80 | 19.70 | 1 | 26.0 | 57.7 | 1 |
| SMCJ17A | SMCJ17CA | GER | BER | 17.0 | 18.90 | 20.90 | 1 | 27.6 | 54.4 | 1 |
| SMCJ18A | SMCJ18CA | GET | BET | 18.0 | 20.00 | 22.10 | 1 | 29.2 | 51.4 | 1 |
| SMCJ20A | SMCJ20CA | GEV | BEV | 20.0 | 22.20 | 24.50 | 1 | 32.4 | 46.3 | 1 |
| SMCJ22A | SMCJ22CA | GEX | BEX | 22.0 | 24.40 | 26.90 | 1 | 35.5 | 42.3 | 1 |
| SMCJ24A | SMCJ24CA | GEZ | BEZ | 24.0 | 26.70 | 29.50 | 1 | 38.9 | 38.6 | 1 |
| SMCJ26A | SMCJ26CA | GFE | BFE | 26.0 | 28.90 | 31.90 | 1 | 42.1 | 35.7 | 1 |
| SMCJ28A | SMCJ28CA | GFG | BFG | 28.0 | 31.10 | 34.40 | 1 | 45.4 | 33.1 | 1 |
| SMCJ30A | SMCJ30CA | GFK | BFK | 30.0 | 33.30 | 36.80 | 1 | 48.4 | 31.0 | 1 |
| SMCJ33A | SMCJ33CA | GFM | BFM | 33.0 | 36.70 | 40.60 | 1 | 53.3 | 28.2 | 1 |
| SMCJ36A | SMCJ36CA | GFP | BFP | 36.0 | 40.00 | 44.20 | 1 | 58.1 | 25.9 | 1 |
| SMCJ40A | SMCJ40CA | GFR | BFR | 40.0 | 44.40 | 49.10 | 1 | 64.5 | 23.3 | 1 |
| SMCJ43A | SMCJ43CA | GFT | BFT | 43.0 | 47.80 | 52.80 | 1 | 69.4 | 21.7 | 1 |
| SMCJ45A | SMCJ45CA | GFV | BFV | 45.0 | 50.00 | 55.30 | 1 | 72.7 | 20.6 | 1 |
| SMCJ48A | SMCJ48CA | GFX | BFX | 48.0 | 53.30 | 58.90 | 1 | 77.4 | 19.4 | 1 |

SMCJ Series

Surface Mount — 1500W

| Part Number | | Device Marking Code | | Reverse Stand-Off Voltage | Breakdown Voltage @ I_T | | Test Current | Maximum Clamping Voltage @ I_{PP} | Peak Pulse Current | Reverse Leakage @ V_R |
|-------------|-----------|---------------------|-----|---------------------------|---------------------------|------------------|--------------|-------------------------------------|--------------------|-------------------------|
| Uni. | Bi. | Uni. | Bi. | V_R (V) | $V_{B Min.}$ (V) | $V_{B Max.}$ (V) | I_T (mA) | V_C (V) | I_{PP} (A) | I_R (μ A) |
| SMCJ51A | SMCJ51CA | GFZ | BFZ | 51.0 | 56.70 | 62.70 | 1 | 82.4 | 18.2 | 1 |
| SMCJ54A | SMCJ54CA | GGE | BGE | 54.0 | 60.00 | 66.30 | 1 | 87.1 | 17.3 | 1 |
| SMCJ58A | SMCJ58CA | GGG | BGG | 58.0 | 64.40 | 71.20 | 1 | 93.6 | 16.1 | 1 |
| SMCJ60A | SMCJ60CA | GGK | BGK | 60.0 | 66.70 | 73.70 | 1 | 96.8 | 15.5 | 1 |
| SMCJ64A | SMCJ64CA | GGM | BGM | 64.0 | 71.10 | 78.60 | 1 | 103.0 | 14.6 | 1 |
| SMCJ70A | SMCJ70CA | GGP | BGP | 70.0 | 77.80 | 86.00 | 1 | 113.0 | 13.3 | 1 |
| SMCJ75A | SMCJ75CA | GGR | BGR | 75.0 | 83.30 | 92.10 | 1 | 121.0 | 12.4 | 1 |
| SMCJ78A | SMCJ78CA | GGT | BGT | 78.0 | 86.70 | 95.80 | 1 | 126.0 | 11.9 | 1 |
| SMCJ85A | SMCJ85CA | GGV | BGV | 85.0 | 94.40 | 104.00 | 1 | 137.0 | 11.0 | 1 |
| SMCJ90A | SMCJ90CA | GGX | BGX | 90.0 | 100.00 | 111.00 | 1 | 146.0 | 10.3 | 1 |
| SMCJ100A | SMCJ100CA | GGZ | BGZ | 100.0 | 111.00 | 123.00 | 1 | 162.0 | 9.3 | 1 |
| SMCJ110A | SMCJ110CA | GHE | BHE | 110.0 | 122.00 | 135.00 | 1 | 177.0 | 8.5 | 1 |
| SMCJ120A | SMCJ120CA | GHG | BHG | 120.0 | 133.00 | 147.00 | 1 | 193.0 | 7.8 | 1 |
| SMCJ130A | SMCJ130CA | GHK | BHK | 130.0 | 144.00 | 159.00 | 1 | 209.0 | 7.2 | 1 |
| SMCJ150A | SMCJ150CA | GHM | BHM | 150.0 | 167.00 | 185.00 | 1 | 243.0 | 6.2 | 1 |
| SMCJ160A | SMCJ160CA | GHP | BHP | 160.0 | 178.00 | 197.00 | 1 | 259.0 | 5.8 | 1 |
| SMCJ170A | SMCJ170CA | GHR | BHR | 170.0 | 189.00 | 209.00 | 1 | 275.0 | 5.5 | 1 |
| SMCJ180A | SMCJ180CA | GHT | BHT | 180.0 | 201.00 | 222.00 | 1 | 292.0 | 5.1 | 1 |
| SMCJ190A | SMCJ190CA | GHU | BHU | 190.0 | 211.00 | 233.00 | 1 | 308.0 | 4.8 | 1 |
| SMCJ200A | SMCJ200CA | GHV | BHV | 200.0 | 224.00 | 247.00 | 1 | 324.0 | 4.6 | 1 |
| SMCJ210A | SMCJ210CA | GHW | BHW | 210.0 | 237.00 | 263.00 | 1 | 340.0 | 4.4 | 1 |
| SMCJ220A | SMCJ220CA | GHX | BHX | 220.0 | 246.00 | 272.00 | 1 | 356.0 | 4.2 | 1 |
| SMCJ250A | SMCJ250CA | GHZ | BHZ | 250.0 | 279.00 | 309.00 | 1 | 405.0 | 3.7 | 1 |
| SMCJ300A | SMCJ300CA | GJE | BJE | 300.0 | 335.00 | 371.00 | 1 | 486.0 | 3.1 | 1 |
| SMCJ350A | SMCJ350CA | GJG | BJG | 350.0 | 391.00 | 432.00 | 1 | 567.0 | 2.6 | 1 |
| SMCJ400A | SMCJ400CA | GJK | BJK | 400.0 | 447.00 | 494.00 | 1 | 648.0 | 2.3 | 1 |
| SMCJ440A | SMCJ440CA | GJM | BJM | 440.0 | 492.00 | 543.00 | 1 | 713.0 | 2.1 | 1 |

SMCJ Series

Surface Mount — 1500W

Ratings and Characteristic Curves ($T_A=25^\circ\text{C}$)

Figure 1. Peak Pulse Power Rating Curve

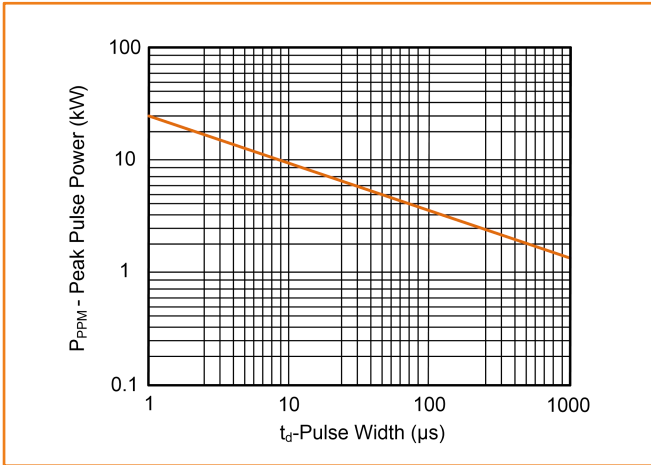


Figure 2. Pulse Derating Curve

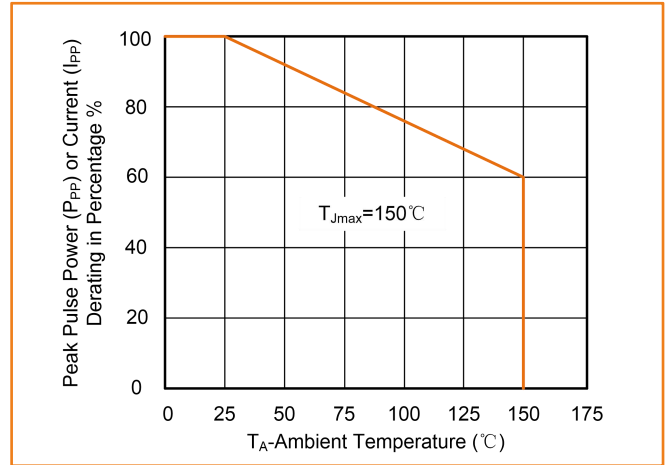


Figure 3. Pulse Waveform

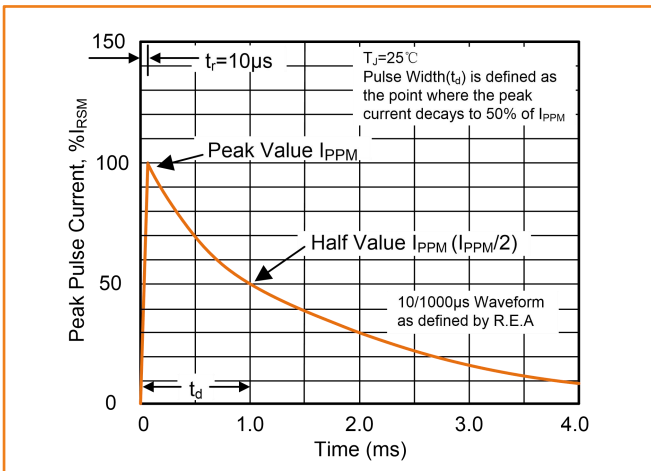


Figure 4. Typical Junction Capacitance

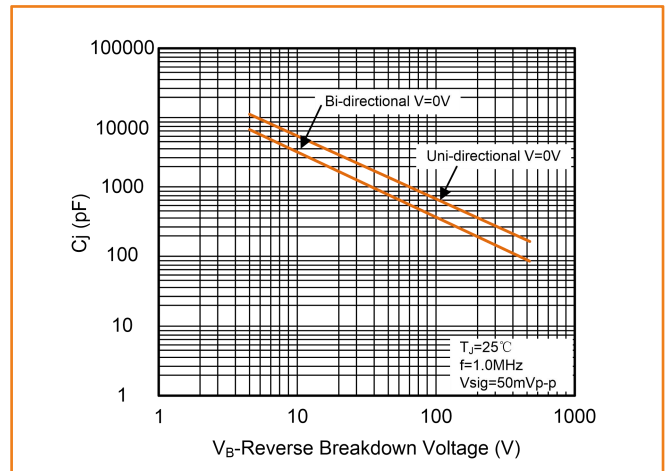


Figure 5. Steady State Power Dissipation Derating Curve

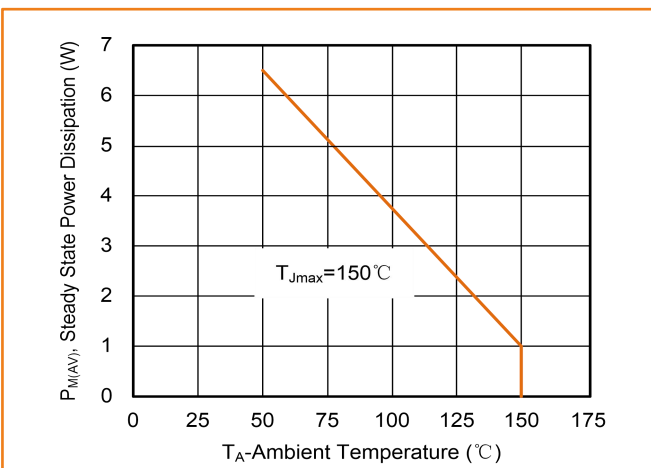
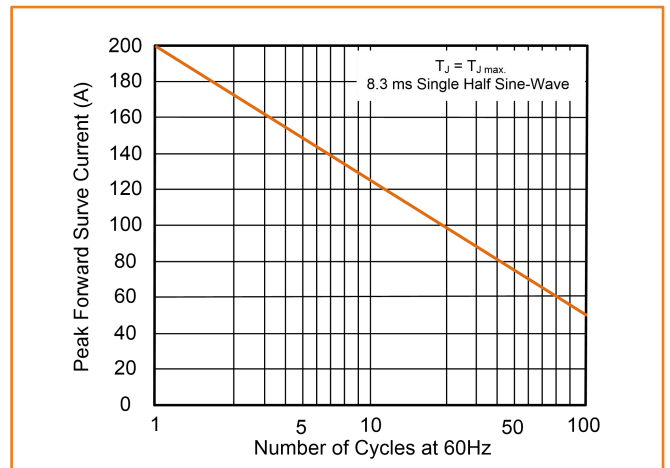


Figure 6. Maximum Non-Repetitive Forward Surge Current Uni-Directional

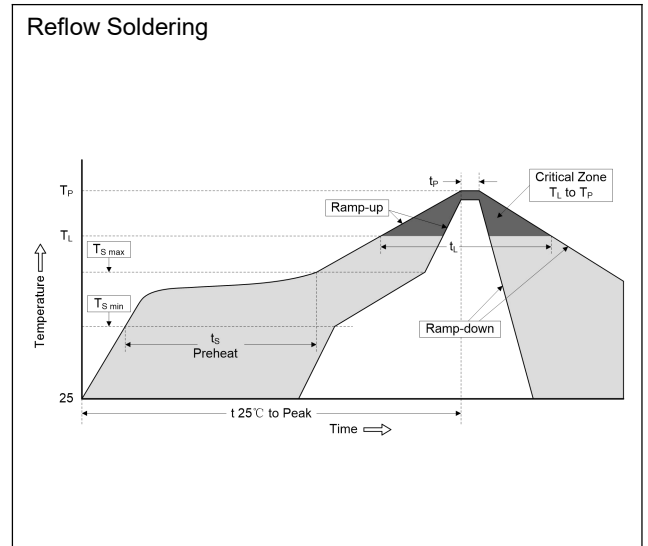


SMCJ Series

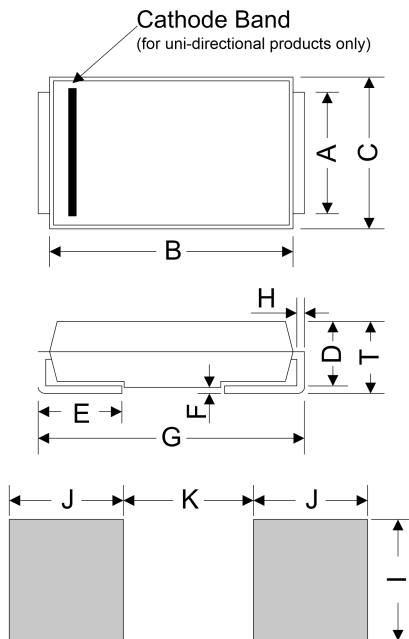
Surface Mount — 1500W

Soldering Parameters

| Reflow Condition | | Lead-free |
|--|-----------------------------------|-----------------|
| Pre Heat | -Temperature Min ($T_{S\ min}$) | 150°C |
| | -Temperature Max ($T_{S\ max}$) | 200°C |
| | -Time (min to max) (t_s) | 60 — 180 secs |
| Average ramp-up rate (T_L to T_P) | | 3°C/second max. |
| $T_{S\ max}$ to T_L -Ramp-up Rate | | 3°C/second max. |
| Time maintained above: | -Temperature (T_L) | 217°C |
| | -Time (t_L) | 60-150 seconds |
| Peak Temperature (T_P) | | 260°C |
| Time within 5°C of actual Peak Temperature (t_p) | | 20-40 seconds |
| Ramp-down Rate | | 6°C/second max. |
| Time 25°C to Peak Temperature | | 8 minutes max. |



Dimensions (SMC/DO-214AB)

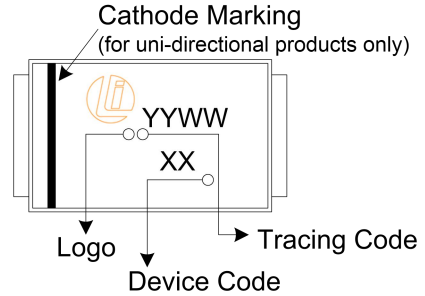
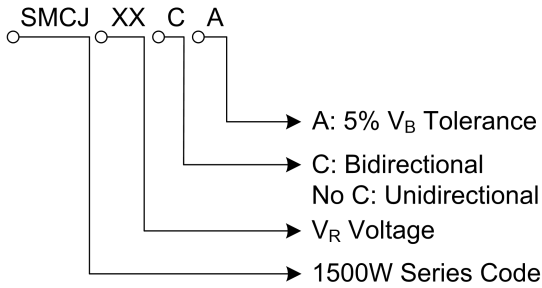


| Symbol | Millimeters | | Inches | |
|--------|-------------|-------|--------|-------|
| | Min. | Max. | Min. | Max. |
| A | 2.900 | 3.200 | 0.114 | 0.126 |
| B | 6.600 | 7.110 | 0.260 | 0.280 |
| C | 5.590 | 6.220 | 0.220 | 0.245 |
| D | 2.060 | 2.620 | 0.079 | 0.103 |
| E | 0.760 | 1.520 | 0.030 | 0.060 |
| F | - | 0.203 | - | 0.008 |
| G | 7.750 | 8.130 | 0.305 | 0.320 |
| H | 0.152 | 0.305 | 0.006 | 0.012 |
| T | 2.200 | 2.750 | 0.087 | 0.108 |
| I | 3.300 | - | 0.129 | - |
| J | 2.400 | - | 0.094 | - |
| K | - | 4.200 | - | 0.165 |

SMCJ Series

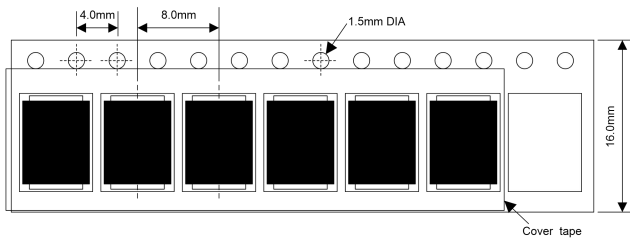
Surface Mount — 1500W

Part Number Code and Marking Code

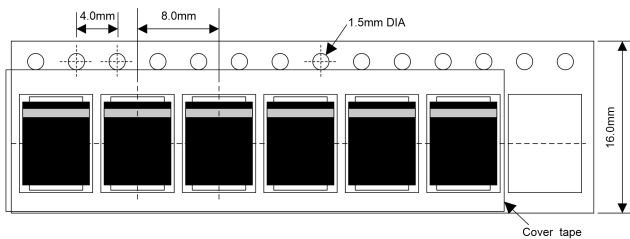


Packaging Specification

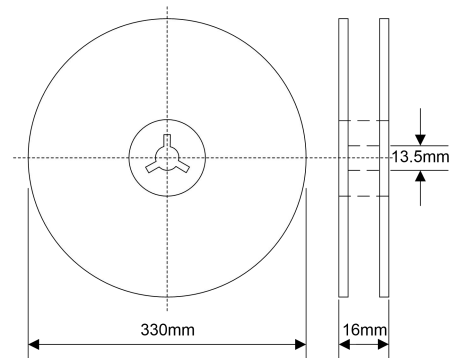
Tape



For Uni-Devices



13 Inches Reel



Quantity: 3000pcs/reel

X-ON Electronics

Largest Supplier of Electrical and Electronic Components

Click to view similar products for [ESD Suppressors / TVS Diodes](#) category:

Click to view products by [Liown](#) manufacturer:

Other Similar products are found below :

[60KS200C](#) [D18V0L1B2LP-7B](#) [D5V0F4U5P5-7](#) [NTE4902](#) [P4KE27CA](#) [P6KE11CA](#) [P6KE8.2A](#) [SA60CA](#) [SA64CA](#) [SMBJ12CATR](#)
[SMBJ33CATR](#) [SMBJ6.5A](#) [SMBJ8.0A](#) [ESD101-B1-02ELS E6327](#) [ESD112-B1-02EL E6327](#) [ESD7451N2T5G](#) [19180-510](#) [CPDT-5V0USP-](#)
[HF](#) [3.0SMCJ33CA-F](#) [3.0SMCJ36A-F](#) [HSPC16701B02TP](#) [JANTX1N6126A](#) [D3V3Q1B2DLP3-7](#) [D55V0M1B2WS-7](#) [SCM1293A-04SO](#)
[ESD200-B1-CSP0201 E6327](#) [SM12-7](#) [CEN955 W/DATA](#) [VESD12A1A-HD1-GS08](#) [CPDQC5V0-HF](#) [D1213A-01LP4-7B](#) [ESD101-B1-02EL](#)
[E6327](#) [AOZ8808DI-03](#) [5KP15A](#) [5KP48A](#) [5KP90A](#) [ESD3V3D7-TP](#) [15KPA36A-LF](#) [P4KE56CA](#) [P4KE68A](#) [P4KE91CATR](#) [P6KE120A](#)
[P6KE13CA](#) [P6KE43CA](#) [P6KE6.8CA](#) [P6KE8.2](#) [P6SMBJ20CA](#) [JANTX1N6072A](#) [SR2835ESKG](#) [SA90CA](#)