

235 Series, 5×20 mm, Fast-Acting Fuse



Description

5×20mm fast-acting glass body cartridge fuse designed to UL specification.

Features

- Designed to UL/CSA/ ANCE 248 Standard
- Available in cartridge and axial lead format
- RoHS compliant and lead-free

Applications

Used as supplementary protection in appliance or utilization equipment to provide individual protection for components or internal circuits.

Agency Approvals

Agency	Agency File Number	Ampere Range		
	Cartridge: NBK030609-JP1021A NBK190609-JP1021A NBK030609-JP1021B	1A - 3.5A 4A -5A 6A -7A		
	Leaded: NBK030609-JP1021C NBK190609-JP1021B NBK030609-JP1021D	1A - 3.5A 4A -5A 6A -7A		
		SU05001 – 3007 SU05001 – 2002 SU05001 – 2003	0.100A – 0.400A 0.500A – 3A 4A – 6A	
			E10480	0.100A - 7A
				29862
		N/A		0.100A – 7A

Electrical Characteristics for Series

% of Ampere Rating	Ampere Rating	Opening Time
100%	0.100A – 7A	4 hours, Minimum
135%		1 hour, Maximum
200%		5 seconds, Maximum

Additional Information



Datasheet



Resources



Samples



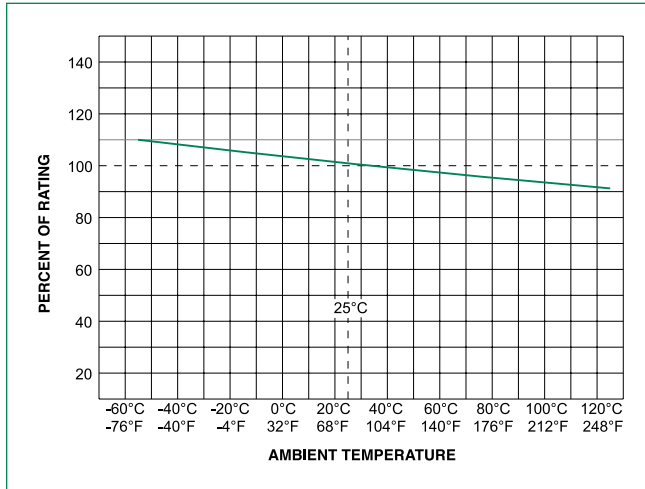
Accessories

For recommended fuse accessories for this product series, see '[Recommended Accessories](#)' section.

Electrical Characteristic Specifications by Item

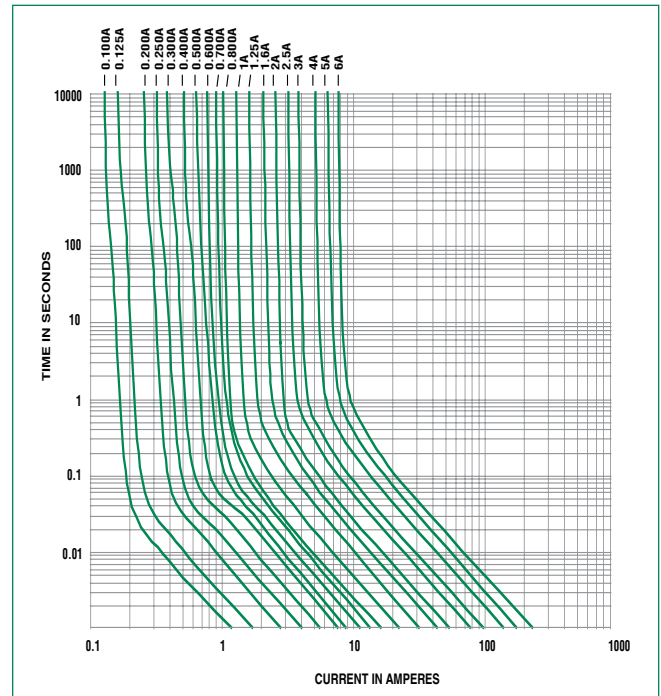
Amp Code	Amp Rating (A)	Voltage Rating (V)	Interrupting Rating	Nominal Cold Resistance (Ohms)	Nominal Melting I ² t (A ² sec)	Agency Approvals				
						CE	UL	SFA	PS E	KC
.100	0.1	250	35A @ 250VAC 10kA @ 125VAC	8.4000	0.00127	x	x	x	-	x
.125	0.125	250		5.7500	0.00273	x	x	x	-	x
.200	0.2	250		3.1500	0.00867	x	x	x	-	x
.250	0.25	250		2.2500	0.01660	x	x	x	-	x
.300	0.3	250		1.6000	0.03215	x	x	x	-	x
.400	0.4	250		1.075	0.05845	x	x	x	-	x
.500	0.5	250		0.4265	0.06915	x	x	x	-	x
.600	0.6	250		0.3195	0.11200	x	x	x	-	x
.700	0.7	250		0.2625	0.15600	x	x	x	-	x
.800	0.8	250		0.1920	0.25300	x	x	x	-	x
001.	1	250	100A @ 250VAC 10kA @ 125VAC	0.1530	0.46750	x	x	x	x	x
1.25	1.25	250		0.1055	1.08500	x	x	x	x	x
01.6	1.6	250		0.0758	2.02500	x	x	x	x	x
002.	2	250		0.0603	2.64500	x	x	x	x	x
02.5	2.5	250		0.0437	5.44500	x	x	x	x	x
003.	3	250		0.0347	8.39500	x	x	x	x	x
03.5	3.5	250		0.0331	17.14000	x	x	-	x	-
004.	4	125	10kA @ 125VAC	0.0246	17.14000	x	x	x	x	x
005.	5	125		0.0184	27.41000	x	x	x	x	x
006.	6	125		0.0148	47.32500	x	x	x	x	x
007.	7	125		0.0157	64.81500	x	x	-	x	-

Temperature Re-rating Curve



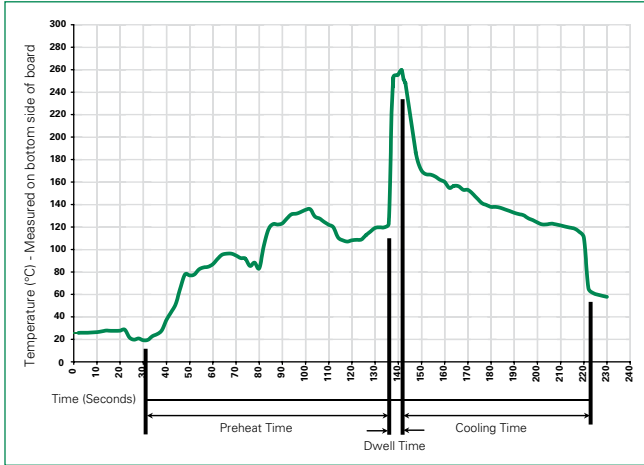
Note:
Rerating depicted in this curve is in addition to the standard derating of 25% for continuous operation.

Average Time Current Curves



Please contact Littelfuse for details on T-C curve for 7A rating

Soldering Parameters - Wave Soldering



Recommended Process Parameters:

Wave Parameter	Lead-Free Recommendation
Preheat: (Depends on Flux Activation Temperature)	(Typical Industry Recommendation)
Temperature Minimum:	100°C
Temperature Maximum:	150°C
Preheat Time:	60-180 seconds
Solder Pot Temperature:	260°C Maximum
Solder Dwell Time:	2-5 seconds

Recommended Hand-Solder Parameters:

Solder Iron Temperature: 350°C +/- 5°C
Heating Time: 5 seconds max.

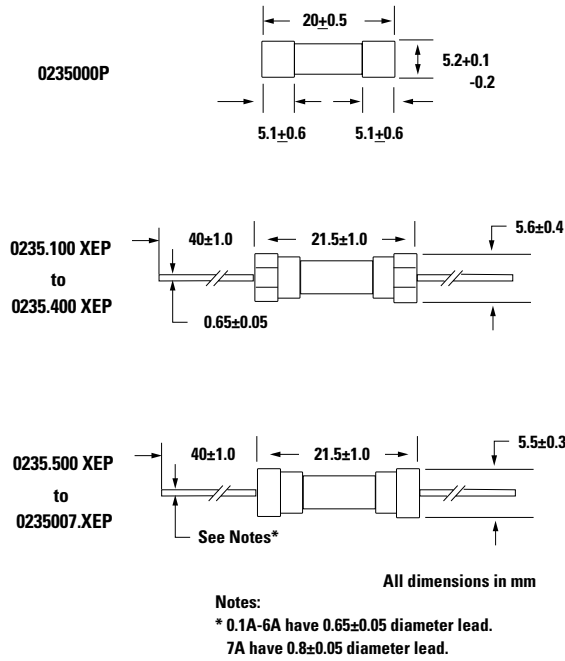
Note: These devices are not recommended for IR or Convection Reflow process.

Product Characteristics

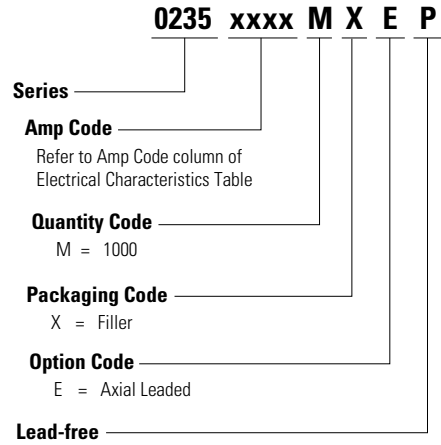
Materials	Body: Glass Cap: Nickel-plated brass Leads: Tin-plated Copper
Terminal Strength	MIL-STD-202, Method 211, Test Condition A
Solderability	MIL-STD-202 Method 208
Product Marking	Cap 1: Brand logo, current and voltage rating Cap 2: Series and agency approval markings
Packaging	Available in Bulk (M=1000 pcs/pkg) or on Tape/Reel (MRET1=1000 pcs/reel)

Operating Temperature	-55°C to +125°C
Thermal Shock	MIL-STD-202, Method 107, Test Condition B: (5 cycles -65°C + 125°C)
Vibration	MIL-STD-202, Method 201
Humidity	MIL-STD-202, Method 103, Test Condition A high RH (95%) and elevated temperature (40°C) for 240 hours
Salt Spray	MIL-STD-202, Method 101, Test Condition B

Dimensions



Part Numbering System



Packaging

Packaging Option	Packaging Specification	Quantity	Quantity & Packaging Code	Taping Width
235 Series				
Bulk	N/A	1000	MX	N/A
Bulk	N/A	1000	MXE	N/A
Reel and Tape	EIA 296-E	1000	MRET1	T1=53mm (2.087")

Recommended Accessories

Accessory Type	Series	Description	Max Application Voltage	Max Application Amperage
Holder	345_ISF	Panel Mount Shock-Safe Fuseholder	250	20
	345	Shock-Safe Fuseholder with PC Mount, Solder Mount and Panel Mount options		20
	830	PC Mount Shock-Safe Miniature Fuseholder		16
Block	520	Metric OMNI-BLOK® Fuse Block		10
	646	PC Mount Miniature Fuse Block		6.3
	658	Surface Mount Miniature Fuse Block		10
Clip	520_W	PC Mount Miniature Fuse Clip		6.3
	111	PC Board Mount Fuse Clip		10
	445	PC Board Mount Fuse Clip		10

- Notes:**
- Do not use in applications above rating.
 - Please refer to fuseholder data sheet for specific re-rating information.
 - Please contact factory for applications greater than the max voltage and amperage shown.

X-ON Electronics

Largest Supplier of Electrical and Electronic Components

Click to view similar products for [Cartridge Fuses](#) category:

Click to view products by [Littelfuse](#) manufacturer:

Other Similar products are found below :

[5TT3A-R](#) [5TT8A-R](#) [MBO-20](#) [MDM-4/10](#) [MDQ-V-15/100](#) [MDX-1-6/10](#) [MDX-2](#) [MDX-3-2/10](#) [MDX-6-1/4](#) [FLSR-15](#) [FLSR-30](#) [FRS-1-1/4](#)
[FRS-1-6/10](#) [FRS-4/10](#) [H362003](#) [ABC-2](#) [1/2A](#) [AGC-1-1/2RX](#) [AGC-15EX](#) [AGC-V-3-12-R](#) [AGY-50](#) [15019-G](#) [MSL-1-1/2](#) [MSL-1-1/4](#) [MSL-](#)
[1/2](#) [MSL-1/4](#) [MSL-3](#) [MSL-3/4](#) [MSL-4](#) [MSL-5](#) [BK1/C436-2A](#) [BK1-GMA-1-6-R](#) [BK1-S505-1-R](#) [BK1-S506-3-15-R](#) [BK/MDM-15](#)
[BK/MDM-3/4](#) [S501-V-10A](#) [S505-V-500MA](#) [SEF-1697-1-002](#) [301030](#) [303030](#) [FLA10](#) [FLA-4/10](#) [FLNR-5](#) [20.0M6.3X32F](#) [GBB-17-1/2](#)
[301001](#) [301020](#) [311008](#) [313.25](#)