


239 Series, 5×20 mm, Slo-Blo® Fuse



Description

5×20mm Slo-Blo® glass body cartridge fuse designed to UL specification.

Features

- Designed to UL/CSA/ ANCE 248-1 and 248-14 Standards
- Available in cartridge and axial lead format
- RoHS compliant and lead-free

Applications

Used as supplementary protection in appliance or utilization equipment to provide individual protection for components or internal circuits.

Agency Approvals

Agency	Agency File Number	Ampere Range
	Cartridge: NBK030609-JP1021A NBK190609-JP1021A NBK030609-JP1021B	1A – 3.5A 4A – 5A 7A
	Leaded: NBK030609-JP1021C NBK190609-JP1021B NBK030609-JP1021D	1A – 3.5A 4A – 5A 7A
	SU05001 – 2004A SU05001 – 2014A	0.200A – 3.15A 4A – 7A
	E10480	0.080A – 7A
	29862	0.200A – 3.15A 4A – 7A
	N/A	0.080A – 7A

Electrical Characteristics for Series

% of Ampere Rating	Ampere Ratings	Opening Time
100%	All Ratings	4 hours, Minimum
135%		1 hour, Maximum
200%		2 minutes, Maximum

Additional Information



Datasheet



Samples



Resources



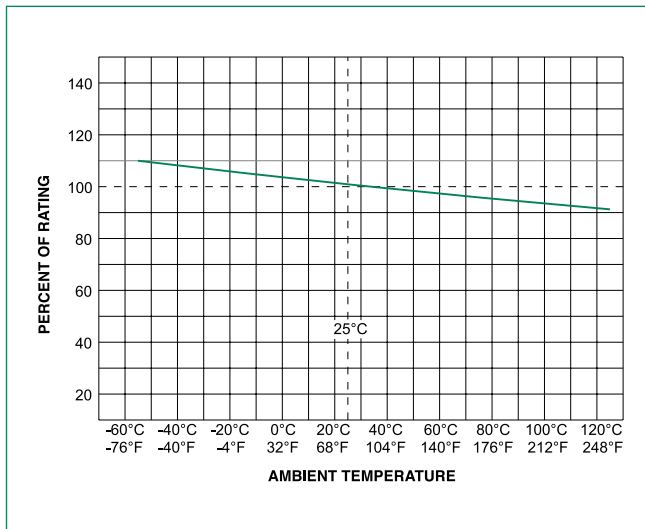
Accessories

For recommended fuse accessories for this product series, see '[Recommended Accessories](#)' section.

Electrical Characteristic Specification by Item

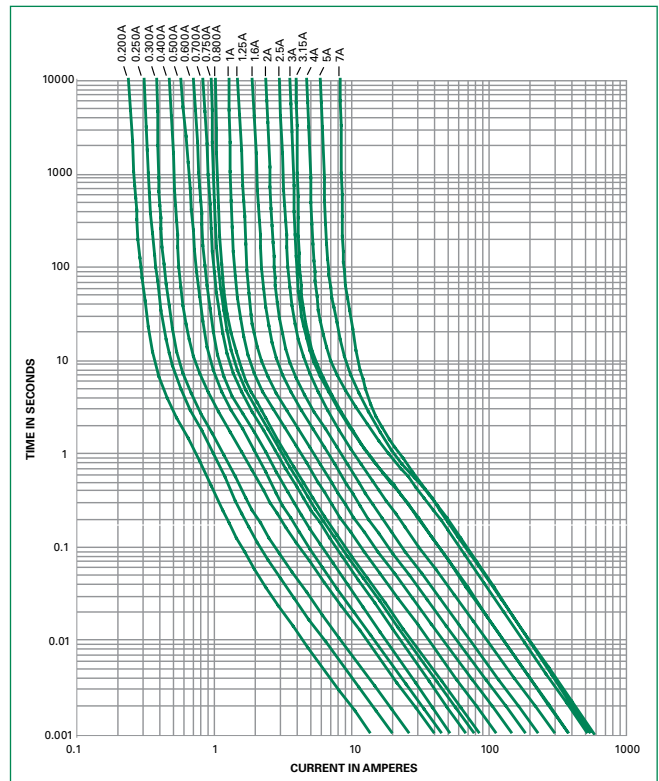
Amp Code	Amp Rating (A)	Voltage Rating (V)	Interrupting Rating	Nominal Cold Resistance (Ohms)	Nominal Melting I²t (A² sec)	Agency Approvals				
						UL	SP	PS E	K	CE
.080	0.08	250	35A @ 250 VAC 10kA @ 125 VAC	28.1750	0.02500	x				x
.100	0.1	250		17.3425	0.05500	x				x
.125	0.125	250		11.6000	0.08500	x				x
.150	0.15	250		8.1000	0.13000	x				x
.200	0.2	250		3.8725	0.16500	x	x		x	x
.250	0.25	250		3.0700	0.34000	x	x		x	x
.300	0.3	250		2.3000	0.61500	x	x		x	x
.400	0.4	250		1.4750	2.02000	x	x		x	x
.500	0.5	250		0.9090	1.98500	x	x		x	x
.600	0.6	250		0.6990	2.41500	x	x		x	x
.700	0.7	250		0.5375	4.12000	x	x		x	x
.750	0.75	250		0.4710	5.42500	x	x		x	x
.800	0.8	250		0.4155	7.56500	x	x		x	x
001.	1	250		0.2965	11.29500	x	x	x	x	x
1.25	1.25	250		0.1980	19.52500	x	x	x	x	x
01.6	1.6	250		0.1205	30.43000	x	x	x	x	x
002.	2	250		0.0943	50.58500	x	x	x	x	x
02.5	2.5	250	0.0583	79.70500	x	x	x	x	x	
003.	3	250	0.04877	129.51000	x	x	x	x	x	
3.15	3.15	250	0.0414	128.05000	x	x	x	x	x	
03.2	3.2	250	0.0385	128.05000	x		x		x	
03.5	3.5	250	0.0370	128.05000	x		x		x	
004.	4	125	0.0312	270.703	x	x	x	x	x	
005.	5	125	0.0199	302.836	x	x	x	x	x	
007.	7	125	0.0114	305.758	x	x	x	x	x	
			10kA @ 125 VAC 100A @ 250 VAC							
			10kA @ 125 VAC							

Temperature Re-rating Curve

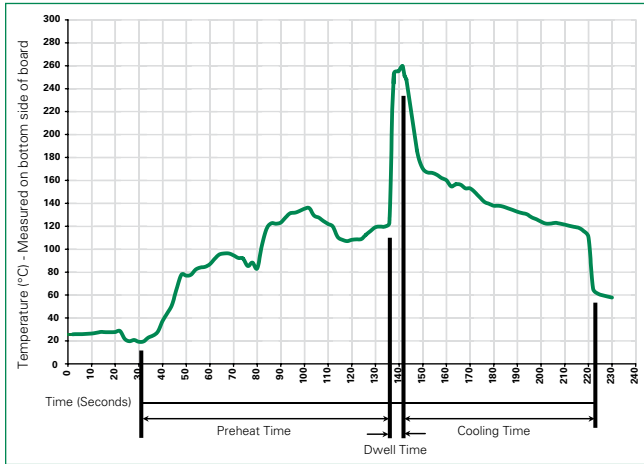


Note:
Rerating depicted in this curve is in addition to the standard derating of 25% for continuous operation.

Average Time Current Curves



Soldering Parameters - Wave Soldering



Recommended Process Parameters:

Wave Parameter	Lead-Free Recommendation
Preheat: (Depends on Flux Activation Temperature)	(Typical Industry Recommendation)
Temperature Minimum:	100°C
Temperature Maximum:	150°C
Preheat Time:	60-180 seconds
Solder Pot Temperature:	260°C Maximum
Solder Dwell Time:	2-5 seconds

Recommended Hand-Solder Parameters:

Solder Iron Temperature: 350°C +/- 5°C
Heating Time: 5 seconds max.

Note: These devices are not recommended for IR or Convection Reflow process.

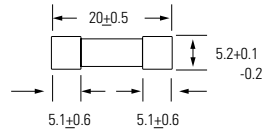
Product Characteristics

Materials	Body: Glass Cap: Nickel-plated brass Leads: Tin-plated Copper
Terminal Strength	MIL-STD-202, Method 211, Test Condition A
Solderability	MIL-STD-202 Method 208
Product Marking	Cap 1: Brand logo, current and voltage rating Cap 2: Series and agency approval markings

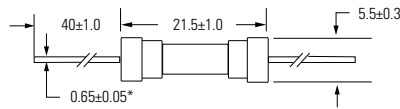
Operating Temperature	-55°C to +125°C
Thermal Shock	MIL-STD-202, Method 107, Test Condition B: (5 cycles -65°C to +125°C)
Vibration	MIL-STD-202, Method 201
Humidity	MIL-STD-202, Method 103, Test Condition A. high RH (95%) and elevated temp (40°C) for 240 hours
Salt Spray	MIL-STD-202, Method 101, Test Condition B

Dimensions

0239 000P



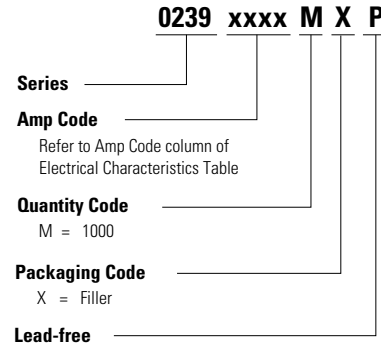
0239 000XEP



Notes:
* Ratings above 6.3A have 0.8±0.05 diameter lead.

All dimensions in mm

Part Numbering System



Packaging

Packaging Option	Packaging Specification	Quantity	Quantity & Packaging Code	Taping Width
239 Series				
Bulk	N/A	1000	MX	N/A
Bulk	N/A	1000	MXE	N/A
Reel and Tape	EIA 296-E	1000	MRET1	T1=52mm (2.062")
Bulk	N/A	1000	MXB	N/A
Bulk	N/A	100	HX	N/A
Bulk	N/A	100	HXE	N/A

Recommended Accessories

Accessory Type	Series	Description	Max Application Voltage	Max Application Amperage
Holder	345_ISF	Panel Mount Shock-Safe Fuseholder	250	10
	345	Shock-Safe Fuseholder with PC Mount, Solder Mount and Panel Mount options		20
	830	PC Mount Shock-Safe Miniature Fuseholder		16
Block	520	Metric OMNI-BLOK® Fuse Block		10
	646	PC Mount Miniature Fuse Block		6.3
	658	Surface Mount Miniature Fuse Block		10
Clip	520_W	PC Mount Miniature Fuse Clip		6.3
	111	PC Board Mount Fuse Clip		10
	445	PC Board Mount Fuse Clip		10

Notes:
 1. Do not use in applications above rating.
 2. Please refer to fuseholder data sheet for specific re-rating information.
 3. Please contact factory for applications greater than the max voltage and amperage shown.

Disclaimer Notice - Information furnished is believed to be accurate and reliable. However, users should independently evaluate the suitability of and test each product selected for their own applications. Littelfuse products are not designed for, and may not be used in, all applications. Read complete Disclaimer Notice at: www.littelfuse.com/disclaimer-electronics.

X-ON Electronics

Largest Supplier of Electrical and Electronic Components

Click to view similar products for [Cartridge Fuses](#) category:

Click to view products by [Littelfuse](#) manufacturer:

Other Similar products are found below :

[5TT3A-R](#) [5TT8A-R](#) [MBO-20](#) [MDM-4/10](#) [MDQ-V-15/100](#) [MDX-1-6/10](#) [MDX-2](#) [MDX-3-2/10](#) [MDX-6-1/4](#) [FLSR-15](#) [FLSR-30](#) [FRS-1-1/4](#)
[FRS-1-6/10](#) [FRS-4/10](#) [H362003](#) [ABC-2](#) [1/2A](#) [AGC-1-1/2RX](#) [AGC-15EX](#) [AGC-V-3-12-R](#) [AGY-50](#) [15019-G](#) [MSL-1-1/2](#) [MSL-1-1/4](#) [MSL-](#)
[1/2](#) [MSL-1/4](#) [MSL-3](#) [MSL-3/4](#) [MSL-4](#) [MSL-5](#) [BK1/C436-2A](#) [BK1-GMA-1-6-R](#) [BK1-S505-1-R](#) [BK1-S506-3-15-R](#) [BK/MDM-15](#)
[BK/MDM-3/4](#) [S501-V-10A](#) [S505-V-500MA](#) [SEF-1697-1-002](#) [301030](#) [303030](#) [FLA10](#) [FLA-4/10](#) [FLNR-5](#) [20.0M6.3X32F](#) [GBB-17-1/2](#)
[301001](#) [301020](#) [311008](#) [313.25](#)