

### 308 Series 30V Intrinsically Safe Fuse



#### Agency Approvals

Agency	Agency File Number	Ampere Rating
	DEMKO 15 ATEX 1439U Ex II 1 G Ex ia IIC	0.250A – 1.5A
	E358130	0.250A – 1.5A
	IECEx UL 15.0011U Ex ia IIC	0.250A – 1.5A

#### Reference Standards

Certification	Standards
ATEX	EN 60079-0, EN 60079-11
IECEx	IEC 60079-0, IEC 60079-11
UL	UL 913, UL 60079-0, UL 60079-11
cUL	CAN/CSA C22.2 No. 157, CAN/CSA C22.2 No. 60079-0, CAN/CSA C22.2 No. 60079-11

#### Description

The 308 Series offers a range of surface mountable encapsulated fuses certified as intrinsically safe components that can be used in hazardous locations. Ideal for use in oil, gas, mine, chemical, pharmaceutical and process industries, the 308 Series surface mountable fuse was designed to limit the energy and temperature generated during its operation. The fuse design and its encapsulant are suitable for use in intrinsically safe apparatus and associated apparatus for peak voltage not exceeding 30V.

#### Features

- Surface Mountable
- Encapsulated and sealed (0.7mm minimum)
- Designed for operation in a range of hazardous area applications requiring 30V peak
- RoHS compliant and Pb-Free
- Fully compatible with lead-free solder alloys and higher temperature profiles associated with lead-free assembly
- Global hazardous location (haz loc) certifications

#### Applications

- Testing, measuring or processing electronic and electrical equipment
- Motor controllers
- Communication handsets/two-way radios
- Process control and automation
- Sensors
- Lighting
- Flow/gas meters

#### Electrical Characteristics for Series

% of Ampere Rating	Opening Time
100%	4 Hours, Minimum
250% *	120 Seconds, Maximum
350% **	60 Seconds, Maximum

\* Applicable to 750mA - 1.5A  
\*\* Applicable to 250mA - 1.5A

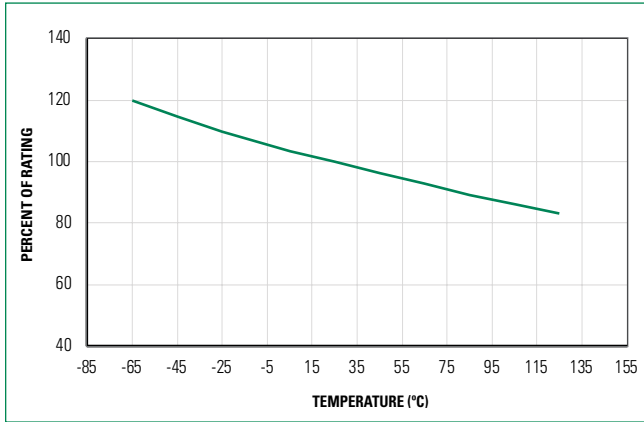
#### Electrical Specifications by Items

Catalog Number	Ampere Rating (A)	Amp Code	Interrupting Rating	Nominal Melting I <sub>t</sub> (A <sup>2</sup> Sec.)	Minimum Cold Resistance at -20°C (Ohms)	Minimum Cold Resistance at -40°C (Ohms)	Nominal Cold Resistance at 25°C (Ohms)	Agency Approvals		
0308.250	0.250	.250	50A@24VAC 50A@30VDC	0.004	1.856	1.821	2.290	X	X	X
0308.375	0.375	.375		0.010	1.022	1.006	1.330	X	X	X
0308.500	0.500	.500		0.022	0.712	0.676	0.908	X	X	X
0308.750	0.750	.750		0.048	0.520	0.511	0.665	X	X	X
0308001.	1.00	.001.		0.100	0.226	0.216	0.420	X	X	X
03081.25	1.25	1.25		0.220	0.240	0.236	0.318	X	X	X
030801.5	1.50	01.5		0.3	0.182	0.144	0.209	X	X	X

#### Notes:

1. The fuse must be mounted so that creepage and clearance distances aren't impaired in any way.
2. The fuse is suitable for use in intrinsically safe equipment and associated apparatus for voltage not exceeding 30V peak.
3. Maximum surface temperature rise at 170% rated current: 250-375mA = 23°C, 500mA = 35°C, 750mA = 53°C, 1A = 38°C, 1.25-1.50A = 96°C.
4. Minimum Cold Resistance at -30°C is available upon request.

**Temperature Rerating Curve**

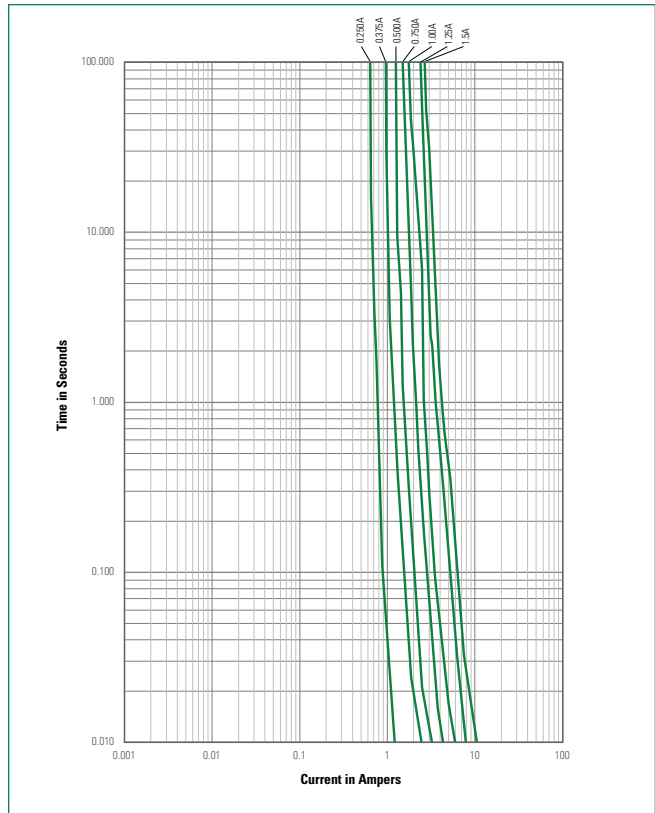


**Notes:**  
1. Re-rating depicted in this curve is in addition to the standard re-rating of 20% for continuous operation.

**Example:**  
For continuous operation at 55°C, the fuse should be rerated as follows:  
 $I = (0.80)(0.90)_{\text{RAT}} = (0.72)_{\text{RAT}}$

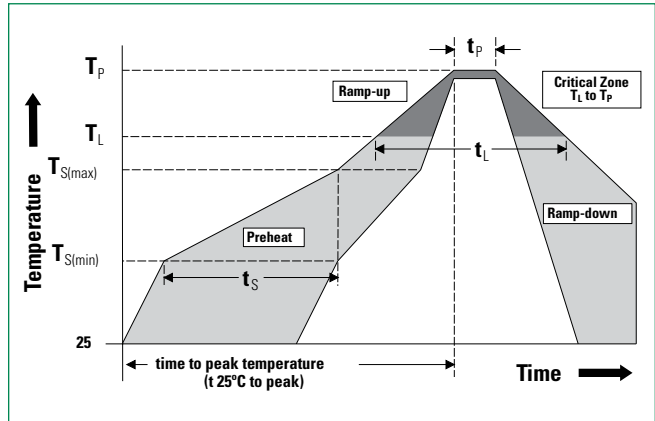
2. The temperature rerating curve represents the nominal conditions. For questions about temperature rerating curve, please consult Littelfuse technical support for assistance.

**Average Time Current Curves**

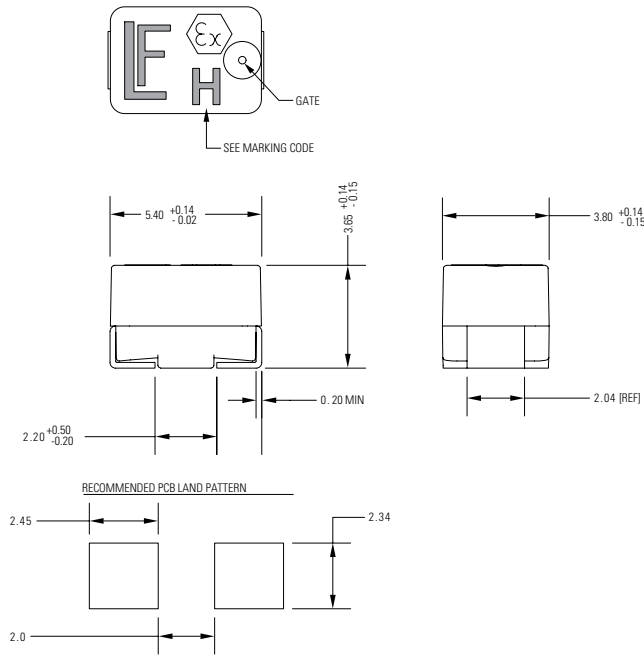


**Soldering Parameters**

<b>Reflow Condition</b>	Pb – Free assembly	
<b>Pre Heat</b>	- Temperature Min ( $T_{s(\min)}$ )	150°C
	- Temperature Max ( $T_{s(\max)}$ )	200°C
	- Time (Min to Max) ( $t_s$ )	60 – 180 secs
<b>Average ramp up rate (Liquidus Temp (<math>T_L</math>) to peak)</b>	3°C/second max.	
<b><math>T_{s(\max)}</math> to <math>T_L</math> - Ramp-up Rate</b>	3°C/second max.	
<b>Reflow</b>	- Temperature ( $T_L$ ) (Liquidus)	217°C
	- Temperature ( $t_L$ )	60 – 150 seconds
<b>Peak Temperature (<math>T_p</math>)</b>	260 <sup>+0/-5</sup> °C	
<b>Time within 5°C of actual peak Temperature (<math>t_p</math>)</b>	30 Sec Max	
<b>Ramp-down Rate</b>	6°C/second max.	
<b>Time 25°C to peak Temperature (<math>T_p</math>)</b>	8 minutes max.	
<b>Do not exceed</b>	-	



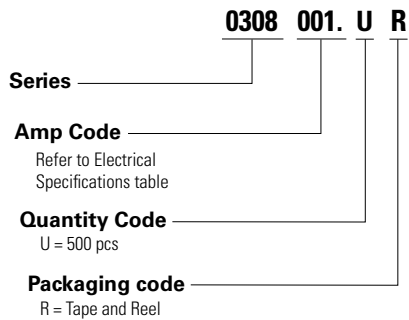
**Dimensions (mm)**



**Part Marking System**

Amp Code	Marking Code
0.250	<b>D</b>
0.375	<b>E</b>
0.500	<b>F</b>
0.750	<b>G</b>
001.0	<b>H</b>
1.25	<b>J</b>
01.5	<b>K</b>

**Part Numbering System**



**Product Characteristics**

<b>Molding Material</b>	Polyamide 6T/66 CTI 100 volts minimum <b>Continuous Operating Temperature: 140°C</b>
<b>Ambient Temperature</b> <sup>1 2</sup>	-40°C to +70°C
<b>Terminations</b>	Tin-Plated Silver-Plated Copper
<b>Thermal Shock</b>	Withstands 100 cycles of -55°C to 125°C
<b>Vibration</b>	MIL-STD-202, Method 201
<b>Mechanical Shock</b>	MIL-STD-202, Method 213, Condition A
<b>Moisture Resistance</b>	MIL-STD-202, Method 106
<b>Salt Spray</b>	MIL-STD-202, Method 101, Condition B
<b>Resistance to Soldering Heat</b>	MIL-STD-202, Method 210, Condition K

**Notes:**

- Any use of the 308 Series fuse outside of the ambient temperature range specified in the table is subject to additional investigation.
- Specified ambient temperature range is for intrinsic safety certification.

**Packaging**

Packaging Option	Packaging Specification	Quantity	Quantity and Packaging Code
12mm Tape and Reel	EIA 481-1	500	UR

## X-ON Electronics

Largest Supplier of Electrical and Electronic Components

*Click to view similar products for [Surface Mount Fuses](#) category:*

*Click to view products by [Littelfuse](#) manufacturer:*

Other Similar products are found below :

[FHC20402ADTP](#) [FT600-0500-2](#) [NFVC6125S0R50TRF](#) [SFT-125MA](#) [TF16SN2.00TTD](#) [41921000000](#) [TR/3216LR-500MA](#) [CCP2B20TTE](#)  
[TR-3216FF4-R](#) [SST 1-1K](#) [SST 5 -1K](#) [SST 2-1K](#) [TR2-TCP500-R](#) [F60C500V12AS](#) [FCC16501ABTP](#) [FCC16102ABTP](#) [FHC16322ADTP](#)  
[0308.250UR](#) [0308.375UR](#) [0308.500UR](#) [0308.750UR](#) [0308001.UR](#) [030801.5UR](#) [FCC16202ABTP](#) [3-122-714](#) [3-122-720](#) [3-122-718](#) [3-122-](#)  
[712](#) [3-122-716](#) [03081.25UR](#) [CQ06LF 5A 32V](#) [CQ06LT 5A 32V](#) [SET 2A 125V \(G\)](#) [SET 1A 125V \(G\)](#) [SEF 10A 125V \(G\)](#) [SEF 3A 125V \(G\)](#)  
[SEF 4A 125V \(G\)](#) [SEF 6A 125V \(G\)](#) [SEF 7A 125V \(G\)](#) [SET 4A 125V \(G\)](#) [SET 3A 125V \(G\)](#) [SET 5A 125V \(G\)](#) [SET 7A 125V \(G\)](#)  
[F0603G0R03FNTR](#) [SKY87604-12](#) [SKY87604-11](#) [SKY87604-13](#) [0154002.DRL](#) [0154008.DRL](#) [0154.125DRL](#)