


PICO® II 521 Series

Very Fast-Acting Fuse



Description

The 0521 PICO® II Very Fast-Acting Fuse Series is an AEC-Q200 qualified fuse designed to meet an extensive array of performance characteristics in a space-saving sub-miniature package.

Features

- Very fast-acting
- Small size
- AEC-Q200 qualified*
- Applicable in wire harness application
- Halogen-free
- Wide operating temperature range
- Low temperature re-rating

Benefits

- Small Size
- Meets Littelfuse's automotive qualifications*
- Can be installed using a wire harness
- Wide range of temperature application

* Largely based on Littelfuse internal AEC-Q200 test plan

Applications

- Secondary protection for space constrained applications:
- Battery Management System protection

Additional Information



Resources



Accessories



Samples

Agency Approvals

Agency	Agency File Number	Ampere Range
	E10480	2 A

Electrical Characteristics

% of Ampere Rating	Ampere Rating	Opening Time
100%	2 A	4 Hours, Min.
200%	2 A	1 Second, Max.

Electrical Specifications

Ampere Rating (A)	Amp Code	Ordering Number (Std.)	Max Voltage Rating (V)	Interrupting Rating	Nominal Cold Resistance (Ohms)	Nominal Melting I ² t (A ² sec)	Nom Voltage Drop (V)	Agency Approvals	
2.00	002.	521002.	75	300 A @ 75 VDC	0.0473	0.405	0.141	X	X

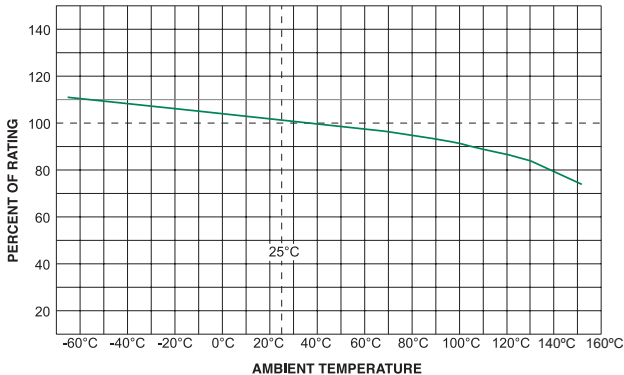
Notes

1. Cold resistance measured at less than 10% of rated current at 23° C.
2. I²t values measured at 8 ms opening time.
3. If you have special characteristic needs, please contact Littelfuse to discuss application specific options.

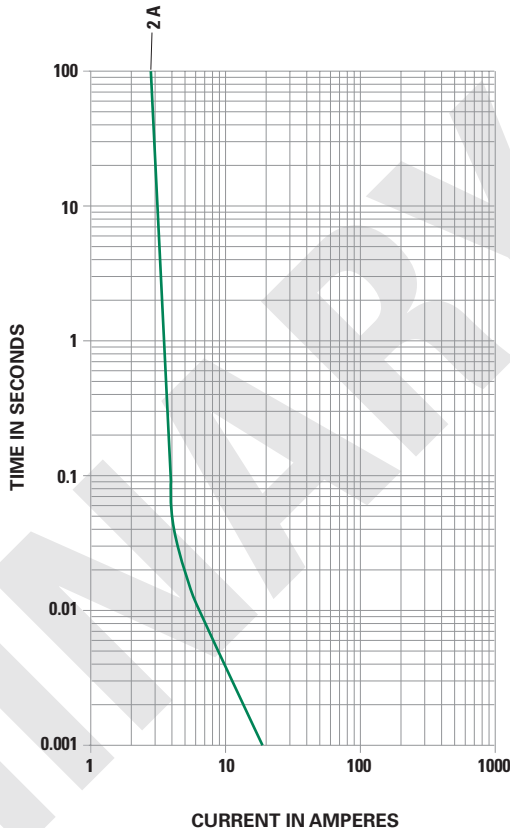
PICO® II 521 Series

Very Fast-Acting Fuse

Temperature Re-rating Curve



Average Time Current Curves



Soldering Parameters

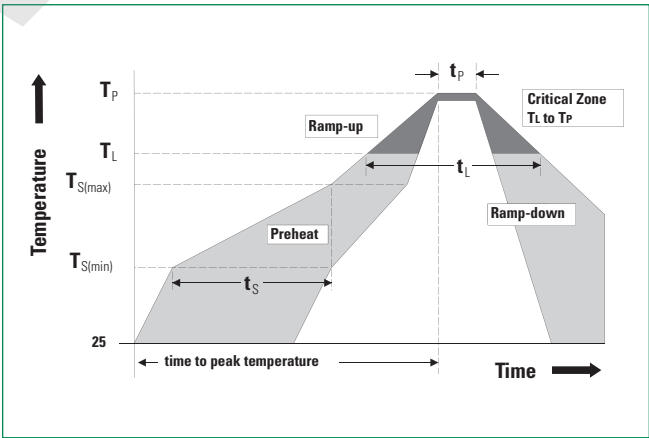
Recommended Process Parameters:

Wave Parameter	Lead-Free Recommendation
Preheat: (Depends on Flux Activation Temperature)	(Typical Industry Recommendation)
Temperature Minimum:	100° C
Temperature Maximum:	150° C
Preheat Time:	60–180 seconds
Solder Pot Temperature:	260° C Maximum
Solder Dwell Time:	2–5 seconds

Recommended Hand Soldering Parameters:

Solder Iron Temperature: 350° C +/- 5° C
 Heating Time: 5 seconds max.

Note: These devices are not recommended for IR or Convection Reflow process



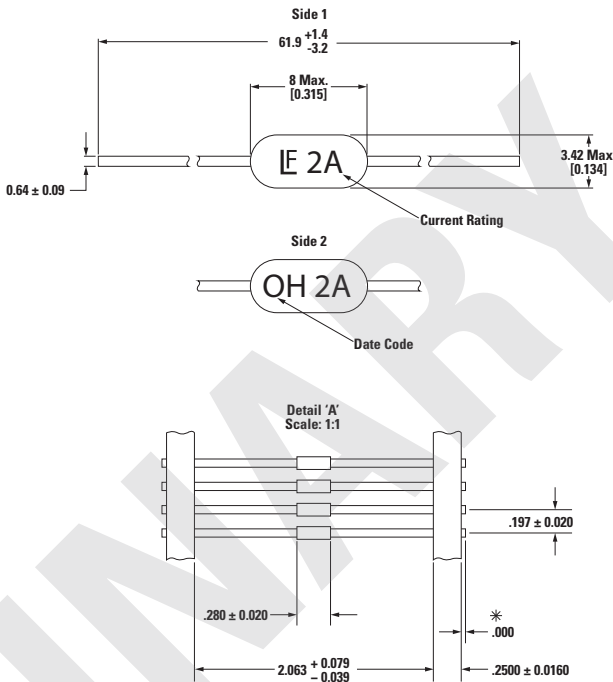
PICO® II 521 Series

Very Fast-Acting Fuse

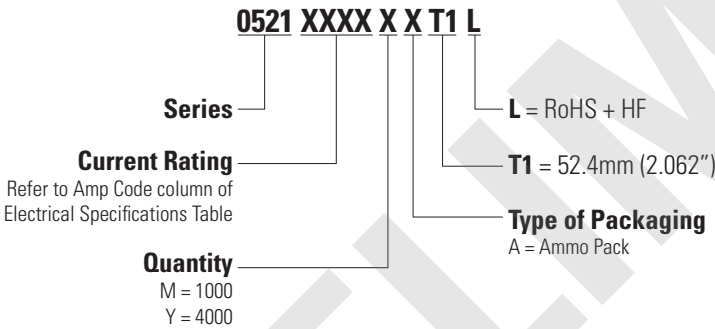
Product Characteristics

Materials	Encapsulated, Epoxy-Coated Body Pure Tin-coated Copper wire leads
Product Marking	Body: Brand Logo, Current Rating
Lead Pull Force	MIL-STD-202, Method 211, Test Condition A (will withstand a 7 lbs. axial pull test)
Operating Temperature	-55° C to +125° C (Consider re-rating)
Resistance to Soldering Heat	Withstands 60 seconds above 200° C and up to 260° C, maximum
Vibration	MIL-STD-202, Method 204, 10-2000-10 Hz vibration traversed in 20 minutes, with 5g peak, for 12 cycles in 3 planes
Thermal Shock	JESD22-A104, 15 min. at -55° C lowest temp and 15 min. at 125° C highest temp, 5 minutes maximum transition
Biased Humidity	MIL-STD-202, Method 103, Test Condition D
Flammability Rating	UL 94V-0

Dimensions



Part Numbering System



Packaging

Packaging Option	Packaging Specification	Quantity & Packaging Code
*T1: 52.4mm (2.062") Ammo-Pack	EIA 296-E	Please refer to available quantities above in "Part Numbering System"

The default lead length for both ammo pack and loose pack is T1.
Notes
 * T1 dimension is defined as the length of the component between the two tapes.
 The full component length is 62.7 mm (2.468").

Disclaimer Notice - Information furnished is believed to be accurate and reliable. However, users should independently evaluate the suitability of and test each product selected for their own applications. Littelfuse products are not designed for, and may not be used in, all applications. Read complete Disclaimer Notice at <https://www.littelfuse.com/legal/disclaimers/product-disclaimer.aspx>.

X-ON Electronics

Largest Supplier of Electrical and Electronic Components

Click to view similar products for [Cartridge Fuses](#) category:

Click to view products by [Littelfuse](#) manufacturer:

Other Similar products are found below :

[MBO-20](#) [12C10X38GI](#) [AGC-V-3-12-R](#) [AGY-50](#) [MSL-3](#) [MSL-4](#) [MSL-5](#) [BK1/C436-2A](#) [BK1-GMA-1-6-R](#) [BK1-GMA-200-R](#) [BK1GMA-6-R](#) [BK1/GMC-1.5-R](#) [BK1-GMC-2-5-R](#) [BK1/GMC-500-R](#) [BK1GMD-4-R](#) [BK1S500-250-R](#) [BK1S500-32-R](#) [BK1-S500-4-R](#) [BK1S500-5-R](#) [BK1-S505-1-R](#) [BK1-S506-2-R](#) [BK1-S506-3-15-R](#) [BK1/S506-63-R](#) [BK/ABS-30](#) [BK/AGW-B-4](#) [BK/AVX-1/4](#) [BK/C515S-250-R](#) [BK/MBO-20](#) [BK/MDM-3/4](#) [BK-MDQ-4](#) [BP/MDL-7](#) [1C10X38AM](#) [SEF-1697-1-002](#) [AGC-15WX](#) [AGC-2-1-2-R](#) [20.0M6.3X32F](#) [20C8X32GI](#) [GMC-50-R](#) [361.250](#) [TF16SN0.63TTD](#) [MDM-1-6/10](#) [MDM-4](#) [MDM-5](#) [MKB-1/8](#) [BK1C520B-1A](#) [BK1-GMA-250-R](#) [BK1GMA-300-R](#) [BK1GMA-8-R](#) [BK1GMC-1-R](#) [BK1/GMC-200-R](#)