

688 Series Lead-Free, 6x25mm Fuse



Description

A 70Vdc rated ceramic fuse with remarkable interrupting rating in a compact 6x25mm package, which is well suited for circuit protection in telecom applications.



Features

- In accordance with Underwriter's Laboratories Standard UL 248-14
- Available in cartridge version
- RoHS compliant and Lead-free

Applications

- PDU in Telecom Datacenter
- Wireless Transmission Base Station

Agency Approvals

Agency	Agency File Number	Ampere Range
	T 50257715 01	30A
	E10480	5A - 40A

Electrical Characteristics for Series

% of Ampere Rating	Ampere Rating	Opening Time
100%	5A - 40A	4 Hours, Min.
200%		120 Second, Max.

Additional Information



Datasheet





Resources



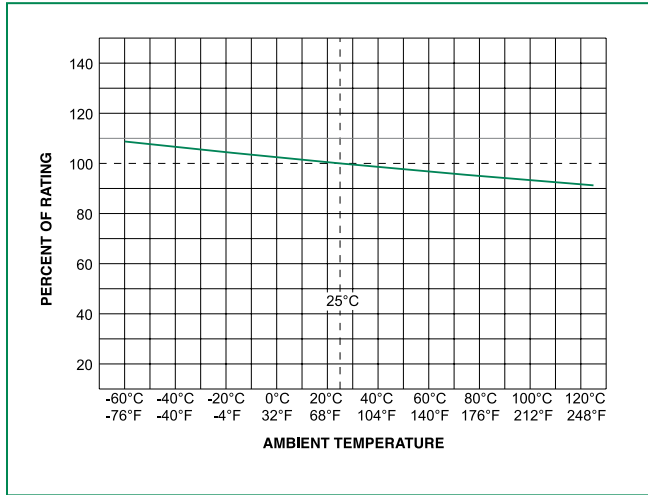
Samples

Electrical Characteristic Specifications by Item

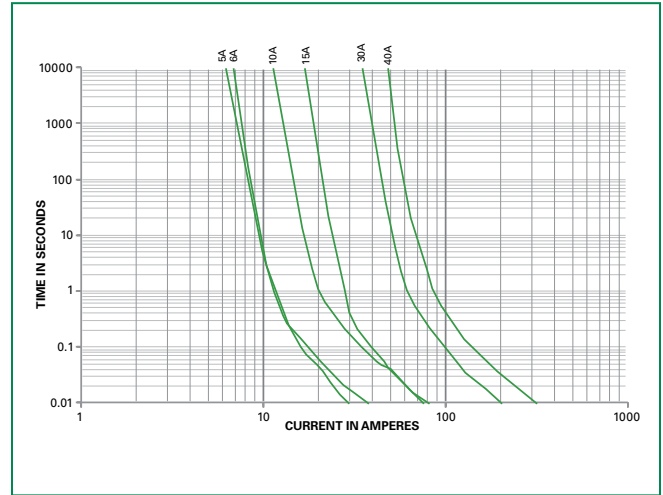
Amp Code	Amp Rating	Voltage Rating	Interrupting Rating	Nominal Cold Resistance (mOhms)	Nominal Melting I ² t Under 10In (A ² sec)	Agency Approvals	
							
005.	5	70Vdc	2500A @ 70Vdc	22	118		x
006.	6	70Vdc	2500A @ 70Vdc	21	132		x
010.	10	70Vdc	2500A @ 70Vdc	10	570		x
015.	15	70Vdc	2500A @ 70Vdc	6	554		x
030.*	30	70Vdc	2500A @ 70Vdc	2.1	4200	x	x
040.*	40	70Vdc 250Vac	2500A @ 70Vdc 1500A @ 250Vac	1.55	7800		x

Note: *Surge rating: 1.2/50-8/20µs, 20KV/10KA surge is available for 30A and 40A.

Temperature Re-rating Curve

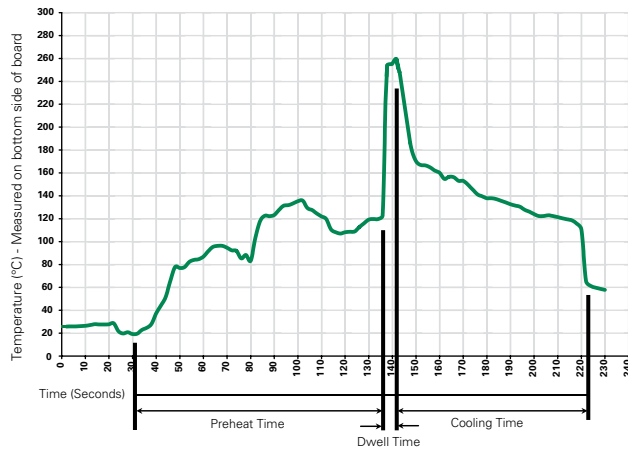


Average Time Current Curves



Note:
Rerating depicted in this curve is in addition to the standard derating of 25% for continuous operation.

Soldering Parameters - Wave Soldering



Recommended Process Parameters:

Wave Parameter	Lead-Free Recommendation
Preheat: (Depends on Flux Activation Temperature)	(Typical Industry Recommendation)
Temperature Minimum:	100°C
Temperature Maximum:	150°C
Preheat Time:	60-180 seconds
Solder Pot Temperature:	260°C Maximum
Solder Dwell Time:	2-5 seconds

Recommended Hand-Solder Parameters:

Solder Iron Temperature: 350°C +/- 5°C
Heating Time: 5 seconds max.

Note: These devices are not recommended for IR or Convection Reflow process.

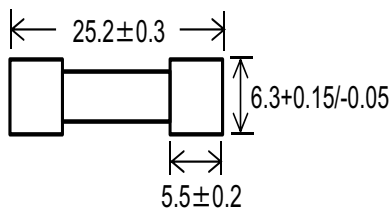
Product Characteristics

Materials	Body : Ceramic Cap : Tin-plated Copper Leads: Tin-plated Copper
Terminal Strength	MIL-STD-202, Method 211, Test Condition A
Solderability	MIL-STD-202 Method 208
Product Marking	Brand logo, current and voltage ratings, agency approval marks
Packaging	Available in Bulk and Ammo packaging (M=1000 pcs/pkg)

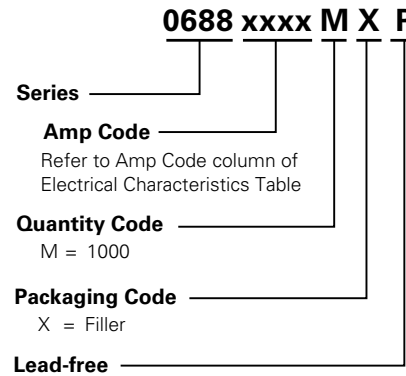
Operating Temperature:	-55°C to 125°C.
Thermal Shock:	MIL-STD-202, Method 107, Test Condition B
Vibration	MIL-STD-202, Method 201
Humidity	MIL-STD-202, Method 103, Test Condition A: High RH (95%) and elevated temp (40°C) for 240 hours
Salt Spray	MIL-STD-202, Method 101, Test Condition B

Dimensions

Measurements displayed in millimeters



Part Numbering System



Packaging

Packaging Option	Packaging Specification	Quantity	Quantity & Packaging Code	Taping Width
688 Series				
Ammo	N/A	1000	MAT4P	N/A
Bulk	N/A	1000	MX	N/A

X-ON Electronics

Largest Supplier of Electrical and Electronic Components

Click to view similar products for [Cartridge Fuses](#) category:

Click to view products by [Littelfuse](#) manufacturer:

Other Similar products are found below :

[5TT3A-R](#) [5TT8A-R](#) [MBO-20](#) [MDM-4/10](#) [MDQ-V-15/100](#) [MDX-1-6/10](#) [MDX-2](#) [MDX-3-2/10](#) [MDX-6-1/4](#) [FLSR-15](#) [FLSR-30](#) [FRS-1-1/4](#)
[FRS-1-6/10](#) [FRS-4/10](#) [H362003](#) [ABC-2](#) [1/2A](#) [AGC-1-1/2RX](#) [AGC-15EX](#) [AGC-V-3-12-R](#) [AGY-50](#) [15019-G](#) [MSL-1-1/2](#) [MSL-1-1/4](#) [MSL-](#)
[1/2](#) [MSL-1/4](#) [MSL-3](#) [MSL-3/4](#) [MSL-4](#) [MSL-5](#) [BK1/C436-2A](#) [BK1-GMA-1-6-R](#) [BK1-S505-1-R](#) [BK1-S506-3-15-R](#) [BK/MDM-15](#)
[BK/MDM-3/4](#) [S501-V-10A](#) [S505-V-500MA](#) [SEF-1697-1-002](#) [301030](#) [303030](#) [FLA10](#) [FLA-4/10](#) [FLNR-5](#) [20.0M6.3X32F](#) [GBB-17-1/2](#)
[301001](#) [301020](#) [311008](#) [313.25](#)