

POWR-GARD® Fuse Datasheet

JTD SERIES INDICATOR® POWR-PRO® FUSES

POWR-PRO® 600 V ac • Time Delay • 8/10-600 A



Description

The Littelfuse POWR-PRO® JTD_ID Indicator Class J fuse provides visual blown fuse indication and maximum protection in a compact package. The current-limiting time delay JTD_ID offers a patented design which reduces nuisance fuse openings.

Features/Benefits

- POWR-PRO® Performance
- Current-Limiting
- IEC Type 2 Protection
- Indication and non-indication version available
- Indicating and din mount holders available
- Dual-element design

Applications

- Fused combination motor controllers and motor control centers
- Transformer protection
- Protection for series rated molded case circuit-breaker panels
- General purpose circuits

Specifications

Voltage Ratings

Ac: 600 V
Dc: 300 V ($\frac{8}{10}$ -100 A)
500 V (110-600 A)

Amperage Range Interrupting Rating

$\frac{8}{10}$ -600 A
Ac: 200 kA rms symmetrical
300kA rms symmetrical
(Littelfuse self-certified)

Material

Dc: 20 kA
Body: Melamine
Caps: Nickel-plated Bronze ($\frac{8}{10}$ -60 A)
Brass (70-200 A)

Approvals

Brass Cap with Copper Blade (225-600 A)
Ac: Standard 248-8, Class J
UL Listed (File: E81895)
CSA Certified (File: LR29862)

Country of Origin

Dc: Littelfuse self-certified
Mexico

Ordering Information

| AMPERAGE RATINGS | | | | | | | |
|------------------|------------------|------------------|-----|----|-----|-----|-----|
| $\frac{8}{10}$ | 2¼ | 4½ | 10 | 35 | 90 | 225 | 600 |
| 1 | 2½ | 5 | 12 | 40 | 100 | 250 | — |
| 1¼ | 2 $\frac{9}{10}$ | 5 $\frac{9}{10}$ | 15 | 45 | 110 | 300 | — |
| 1½ | 3 | 6 | 17½ | 50 | 125 | 350 | — |
| 1 $\frac{9}{10}$ | 3 $\frac{2}{10}$ | 7 | 20 | 60 | 150 | 400 | — |
| 1 $\frac{5}{10}$ | 3½ | 8 | 25 | 70 | 175 | 450 | — |
| 2 | 4 | 9 | 30 | 80 | 200 | 500 | — |

| TYPE | SERIES | AMPERAGE | CATALOG NUMBER | ORDERING NUMBER |
|----------------|--------|----------|----------------|-----------------|
| INDICATING | JTD_ID | 60 | JTD60ID | 0JTD060.TXID |
| NON-INDICATING | JTD | 60 | JTD60 | 0JTD060.T |

Web Resources

Time-current curves, data sheets and additional technical information: Littelfuse.com/jtd

Recommended Fuse Holders

LFJ60 Series
LFPSJ Series ($\frac{8}{10}$ -60 A)

POWR-GARD® Fuse Datasheet

JTD SERIES INDICATOR® POWR-PRO® FUSES

Dimensions Inches (mm)

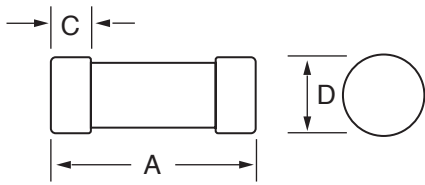


Fig. 1

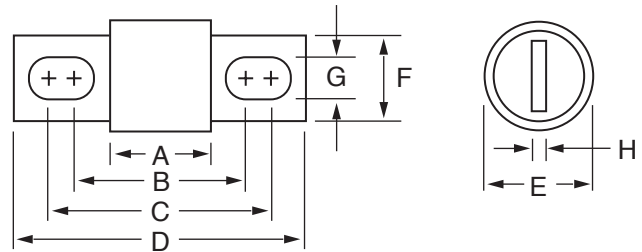


Fig. 2

Dimensions of JTD_ID & JTD

| AMPERAGE | FIG. NO. | DIMENSIONS INCHES (mm) | | | | | | | |
|-----------|----------|--------------------------------------|---|---|---------------------------------------|------------|--------------------------------------|--|------------|
| | | A | B | C | D | E | F | G | H |
| 1 – 30 | 1 | 2¼ (57.2) | — | ½ (12.7) | 13/16 (20.6) | — | — | — | — |
| 35 – 60 | 1 | 2¾ (60.3) | — | 5/8 (15.9) | 1¼ (27.0) | — | — | — | — |
| 70 – 100 | 2 | 2½ (66.7) | 3¼ (89.7) | 3 ¹⁷ / ₃₂ (94.5) | 4 ⁵ / ₈ (117.5) | 1/8 (28.6) | ¾ (19.1) | 9/32 (7.1) | 1/8 (3.2) |
| 110 – 200 | 2 | 3 (76.2) | 4 ⁹ / ₃₂ (108.7) | 4 ¹⁵ / ₃₂ (113.5) | 5 ³ / ₄ (146.1) | 1½ (38.1) | 1/8 (28.6) | 9/32 (7.1) | 3/16 (4.8) |
| 225 – 400 | 2 | 3 ³ / ₈ (85.7) | 5/8 (130.2) | 5 ³ / ₈ (136.5) | 7 ¹ / ₈ (181.0) | 2 (50.8) | 1 ⁵ / ₈ (41.3) | 1 ¹³ / ₃₂ (10.3) | ¼ (6.4) |
| 450 – 600 | 2 | 3 ³ / ₄ (95.3) | 5 ²⁷ / ₃₂ (148.4) | 6 ⁵ / ₃₂ (156.4) | 8 (203.2) | 2½ (63.5) | 2 (50.8) | 1 ¹⁷ / ₃₂ (13.5) | 3/8 (9.5) |

Electrical Specifications

| ORDERING NUMBER | AMPERAGE RATING | VOLTAGE RATING | | INTERRUPTING RATING | | WATTS LOSS AT 100% RATED CURRENT (W) | WATTS LOSS AT 80% RATED CURRENT (W) | TOTAL CLEARING I ² T (A ² SEC) 200 kA | AGENCY APPROVALS | |
|-----------------|-----------------|----------------|-----|---------------------|-------|--------------------------------------|-------------------------------------|---|------------------|-----|
| | | AC | DC | AC | DC | | | | UL | CSA |
| OJTD003.T | 3 | 600 | 300 | 200 kA | 20 kA | 4.537 | 2.801 | 820 | • | • |
| OJTD010.T | 10 | 600 | 300 | 200 kA | 20 kA | 4.087 | 2.418 | 1690 | • | • |
| OJTD030.T | 30 | 600 | 300 | 200 kA | 20 kA | 4.247 | 2.92 | 4754 | • | • |
| OJTD060.T | 60 | 600 | 300 | 200 kA | 20 kA | 6.447 | 3.83 | 10450 | • | • |
| OJTD100.V | 100 | 600 | 300 | 200 kA | 20 kA | 7.463 | 4.447 | 68150 | • | • |
| OJTD200.X | 200 | 600 | 500 | 200 kA | 20 kA | 18.39 | 10.187 | 159000 | • | • |
| OJTD400.X | 400 | 600 | 500 | 200 kA | 20 kA | 40.037 | 23.463 | 1055000 | • | • |
| OJTD600.X | 600 | 600 | 500 | 200 kA | 20 kA | 61.187 | 34.983 | 1970000 | • | • |

Fuse Weight

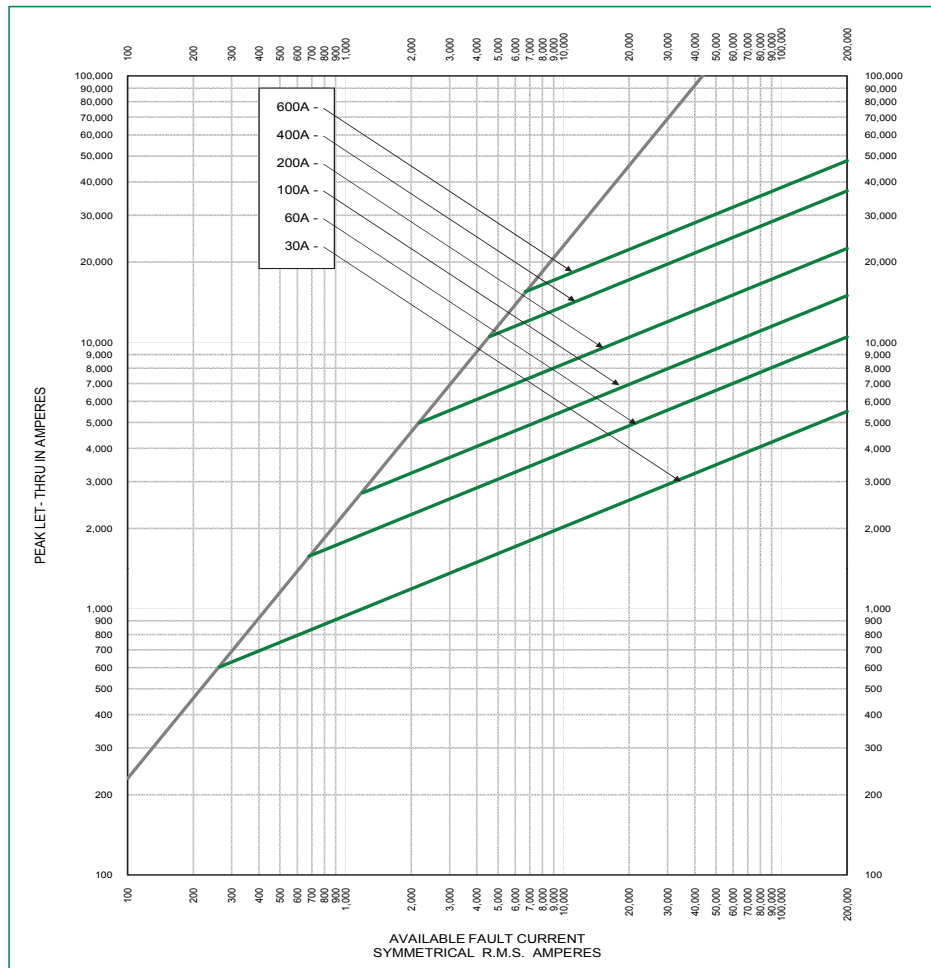
| AMPERAGE | JTD-ID (POUNDS) | JTD-ID (GRAMS) | JTD (POUNDS) | JTD (GRAMS) |
|----------|-----------------|----------------|--------------|-------------|
| 8/10–3 ½ | 0.088 | 39.92 | 0.084 | 38.10 |
| 4–12 | 0.090 | 40.82 | 0.086 | 39.01 |
| 15–30 | 0.090 | 40.82 | 0.086 | 39.01 |
| 35–60 | 0.180 | 81.65 | 0.176 | 79.83 |
| 70–100 | 0.242 | 109.77 | 0.238 | 107.95 |
| 110–200 | 0.774 | 351.08 | 0.770 | 349.27 |
| 225–400 | 1.704 | 772.92 | 1.700 | 771.11 |
| 450–600 | 3.124 | 1417.02 | 3.120 | 1415.21 |

Current-Limiting Effects of JTD & JTDID (600 V) Fuses

| SHORT CIRCUIT CURRENT [†] | APPARENT RMS SYMMETRICAL CURRENT FOR VARIOUS FUSE RATINGS | | | | | |
|------------------------------------|---|-------|-------|-------|--------|--------|
| | 30 A | 60 A | 100 A | 200 A | 400 A | 600 A |
| 5,000 | 699 | 1,331 | 1,903 | 2,858 | 4,702 | - |
| 10,000 | 881 | 1,676 | 2,397 | 3,601 | 5,925 | 7,689 |
| 15,000 | 1,008 | 1,919 | 2,744 | 4,123 | 6,782 | 8,802 |
| 20,000 | 1,110 | 2,112 | 3,020 | 4,537 | 7,464 | 9,687 |
| 25,000 | 1,196 | 2,275 | 3,254 | 4,888 | 8,041 | 10,436 |
| 30,000 | 1,271 | 2,418 | 3,457 | 5,194 | 8,545 | 11,089 |
| 35,000 | 1,338 | 2,545 | 3,640 | 5,468 | 8,995 | 11,674 |
| 40,000 | 1,398 | 2,661 | 3,805 | 5,717 | 9,405 | 12,205 |
| 50,000 | 1,506 | 2,867 | 4,099 | 6,158 | 10,131 | 13,148 |
| 60,000 | 1,601 | 3,046 | 4,356 | 6,544 | 10,766 | 13,972 |
| 80,000 | 1,762 | 3,353 | 4,795 | 7,203 | 11,849 | 15,378 |
| 100,000 | 1,898 | 3,612 | 5,165 | 7,759 | 12,764 | 16,565 |
| 150,000 | 2,173 | 4,134 | 5,912 | 8,882 | 14,611 | 18,963 |
| 200,000 | 2,391 | 4,551 | 6,507 | 9,776 | 16,082 | 20,871 |

[†]Prospective RMS Symmetrical Amperes Short-Circuit Current
 Note: Data derived from Peak Let-Thru Curves

Peak Let-Thru Curve (JTD & JTDID)



Disclaimer Notice – Information furnished is believed to be accurate and reliable. However, users should independently evaluate the suitability of and test each product selected for their own applications. Littelfuse products are not designed for, and may not be used in, all applications. Read complete Disclaimer Notice at www.littelfuse.com/product-disclaimer.

X-ON Electronics

Largest Supplier of Electrical and Electronic Components

Click to view similar products for [Industrial & Electrical Fuses](#) category:

Click to view products by [Littelfuse](#) manufacturer:

Other Similar products are found below :

[MTH-4](#) [MTH-8](#) [BP/NON-30](#) [NLN2](#) [NLN25](#) [LPS-RK-2SP](#) [FLSR100](#) [BLF6](#) [KLK003](#) [LPS-RK-100](#) [LPS-RK-15](#) [LPS-RK-20](#) [LPS-RK-70](#)
[LPS-RK-90](#) [NLS10](#) [FRN-R-30ID](#) [FRS-R-20ID](#) [KLK015](#) [LDFJ350.X](#) [FUSE 5A/32V FK-1](#) [381455](#) [371050](#) [371055](#) [371060](#) [373455](#)
[422110](#) [442015](#) [422104](#) [TPK-R-2A](#) [TPK-R-4A](#) [TPK-R-6A](#) [TPK-R-10A](#) [004184230](#) [004184232](#) [FPK-10A](#) [FPK-12A](#) [FPK-15A](#) [FPK-1A](#)
[FPK-20A](#) [FPK-25A](#) [FPK-2A](#) [FPK-30A](#) [FPK-3A](#) [FPK-4A](#) [FPK-5A](#) [FPK-7A](#) [FPK-8A](#) [FPK-R-10A](#) [FPK-R-15A](#) [FPK-R-1A](#)