

CLASS L – LDC SERIES FUSES

POWR-PRO® 600 V AC/DC • Fast Acting • 150-2000 A



Description

High DC voltage and interrupting ratings make the POWR-PRO® LDC ideal for DC applications. The DC interrupting performance exceeds UL listing requirements.

Applications

- Solar inverter and array protection
- UPS protection especially for large battery circuits
- DC distribution and variable speed drives
- Mass transit systems

Features/Benefits

- POWR-PRO® Performance
- Extremely Current-Limiting
- 600 Vac/dc rated
- 200 kA AC Interrupting Rating
- 50 kA DC Interrupting Rating

Specifications

Voltage Ratings	600 Vac/dc or less
Ampere Range	150–2000 A
Interrupting Ratings	AC: 200 kA rms symmetrical DC: 50 kA
Time Constant	16 ms
Approvals	Standard 248-10, Class L UL Listed 601–2000 A (File: E81895) UL Recognized 150–600 A (File: E71611) CSA Certified 800–2000 A (File: LR29862)
Material	Melamine body, Copper caps (silver plated)
Country of Origin	Mexico

Ordering Information

AMPERE RATINGS				
150	450	750	1201	1601
200	500	800	1300	1800
250	600	900	1350	1900
300	601	1000	1400	2000
350	650	1100	1500	
400	700	1200	1600	

SERIES	AMPERAGE	CATALOG NUMBER	ORDERING NUMBER
LDC	700	LDC700	0LDC700.X

Web Resources

TC Curves, downloadable CAD drawings and other technical information: littelfuse.com/ldc

Dimensions

AMPERES	FIG. NO.	DIMENSIONS INCHES (mm)												
		A	B	C	D	E	F	G	H	J	K	L	M	N
150-800	1	3 ³ / ₄ (95.3)	5 ³ / ₄ (146.1)	6 ³ / ₄ (171.5)	—	—	8 ⁵ / ₈ (219.1)	—	—	2 (50.8)	2 ¹ / ₂ (63.5)	3 ⁸ / ₈ (9.5)	5 ⁸ / ₈ x 1 ¹ / ₈ (15.9) x (28.6)	—
900-1200	2	3 ³ / ₄ (95.3)	5 ³ / ₄ (146.1)	6 ³ / ₄ (171.5)	9 ¹ / ₄ (235.0)	9 ¹ / ₂ (241.3)	10 ³ / ₄ (273.1)	—	—	2 (50.8)	2 ¹ / ₂ (63.5)	3 ⁸ / ₈ (9.5)	5 ⁸ / ₈ x 3 ¹ / ₄ (15.9) x (19.1)	5 ⁸ / ₈ x 1 ¹ / ₈ (15.9) x (28.6)
1300-1600	2	3 ³ / ₄ (95.3)	5 ³ / ₄ (146.1)	6 ³ / ₄ (171.5)	9 ¹ / ₄ (235.0)	9 ¹ / ₂ (241.3)	10 ³ / ₄ (273.1)	—	—	2 ³ / ₈ (60.3)	3 (76.2)	7 ¹ / ₁₆ (11.1)	5 ⁸ / ₈ x 3 ¹ / ₄ (15.9) x (19.1)	5 ⁸ / ₈ x 1 ¹ / ₈ (15.9) x (28.6)
1800-2000	2	3 ³ / ₄ (95.3)	5 ³ / ₄ (146.1)	6 ³ / ₄ (171.5)	9 ¹ / ₄ (235.0)	9 ¹ / ₂ (241.3)	10 ³ / ₄ (273.1)	—	—	2 ³ / ₄ (69.9)	3 ¹ / ₂ (88.9)	1 ¹ / ₂ (12.7)	5 ⁸ / ₈ x 3 ¹ / ₄ (15.9) x (19.1)	5 ⁸ / ₈ x 1 ¹ / ₈ (15.9) x (28.6)

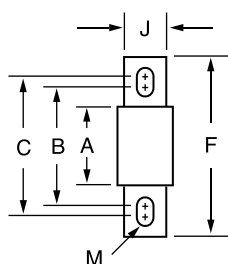


FIG.1

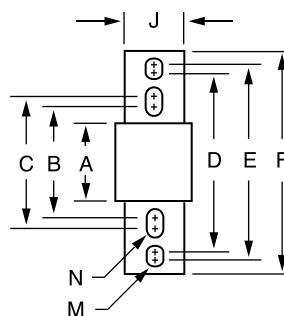
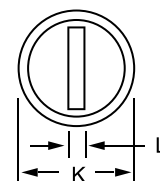


FIG.2



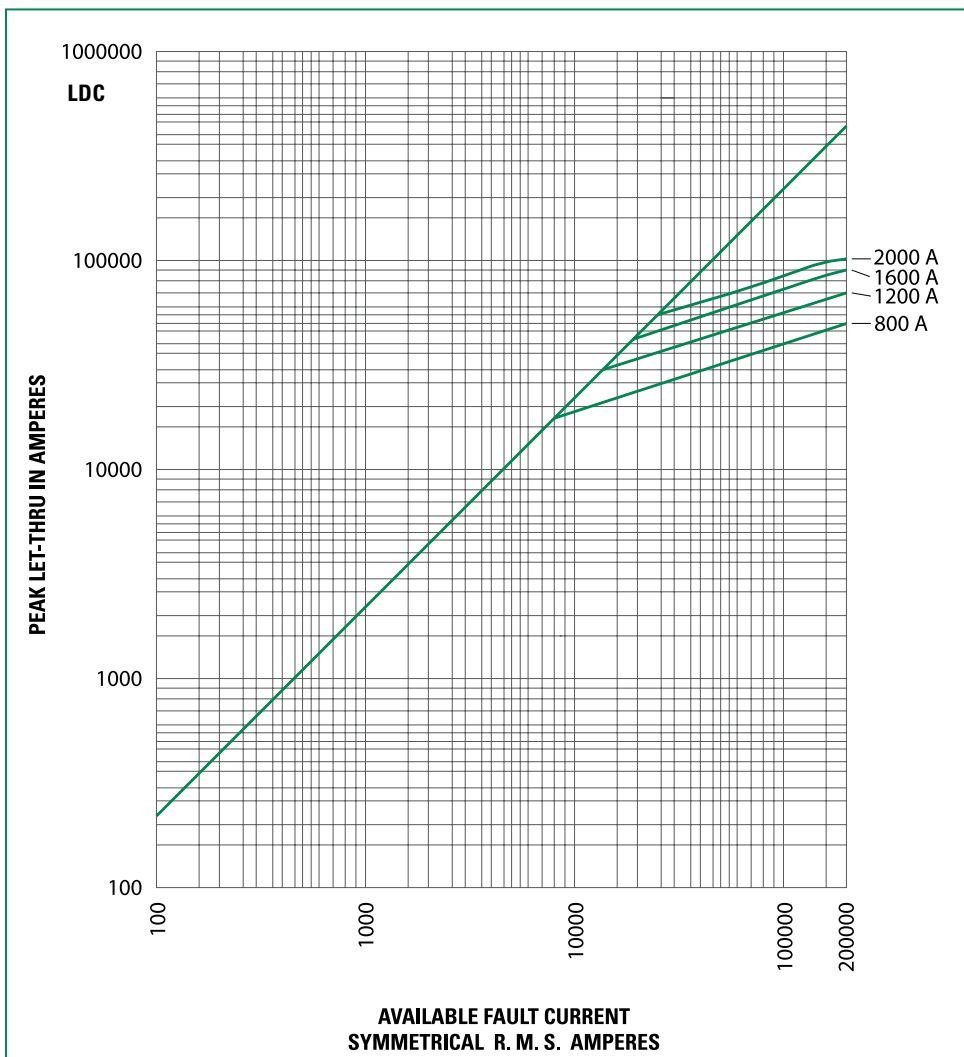
CLASS L – LDC SERIES FUSES

Current-Limiting Effects of LDC (600 V) Fuses

SHORT CIRCUIT CURRENT*	APPARENT RMS SYMMETRICAL CURRENT FOR VARIOUS FUSE RATINGS			
	800 A	1200 A	1600 A	2000 A
5,000	5,000	5,000	5,000	5,000
10,000	8,500	10,000	10,000	10,000
15,000	9,750	14,000	15,000	15,000
20,000	10,500	15,000	19,000	20,000
25,000	11,500	16,000	21,000	25,000
30,000	12,000	17,000	22,000	26,000
35,000	12,500	18,000	23,000	28,000
40,000	13,500	19,000	24,000	30,000
50,000	14,000	21,000	26,000	32,000
60,000	15,000	22,000	28,000	34,000
80,000	16,000	24,000	30,000	36,000
100,000	18,000	25,000	33,000	40,000
150,000	20,000	30,000	38,000	44,000
200,000	23,000	32,000	41,000	46,000

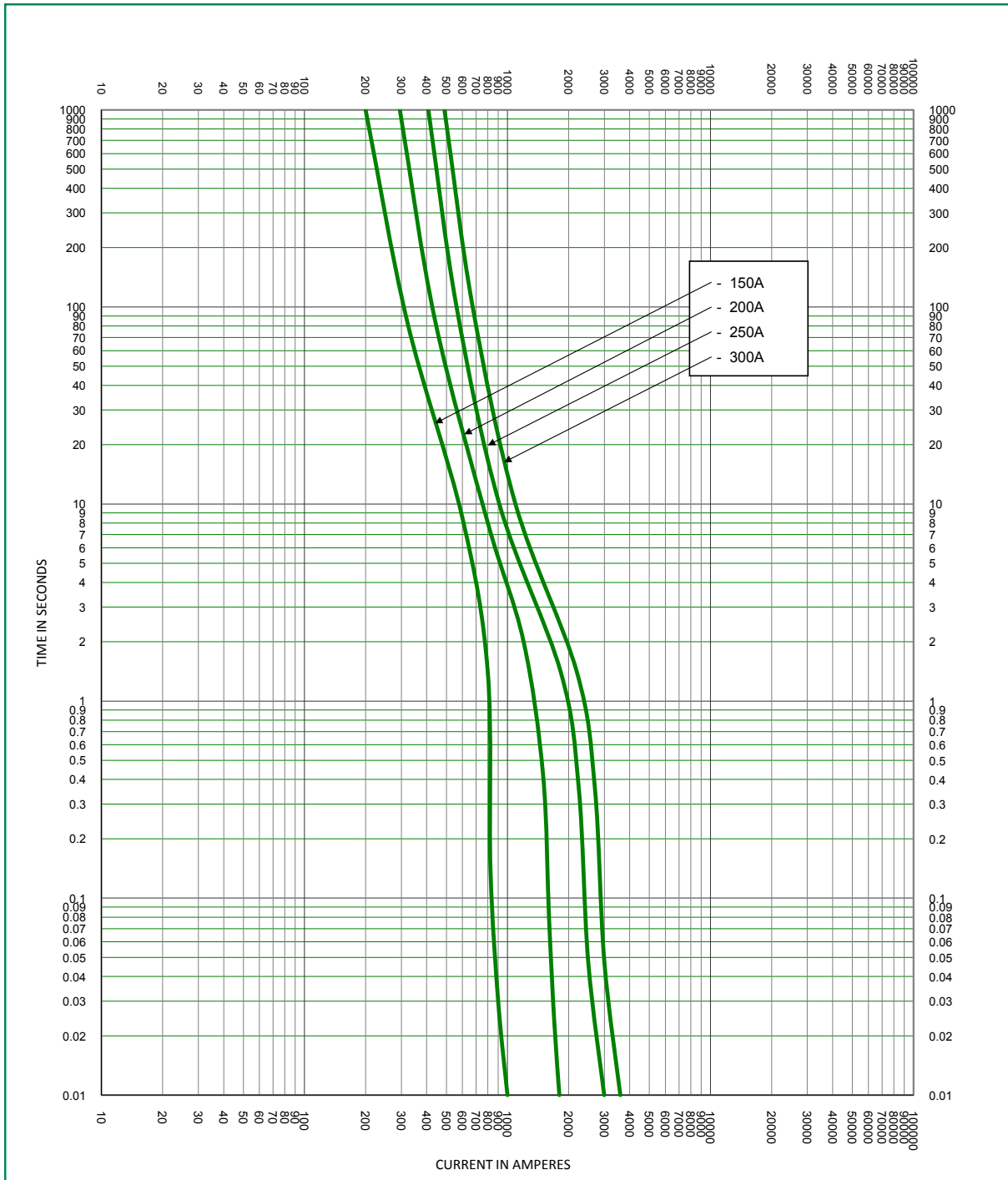
*Prospective RMS Symmetrical Amperes Short-Circuit Current • Note: Data derived from Peak Let-Thru Curves

Peak Let-Thru Curve



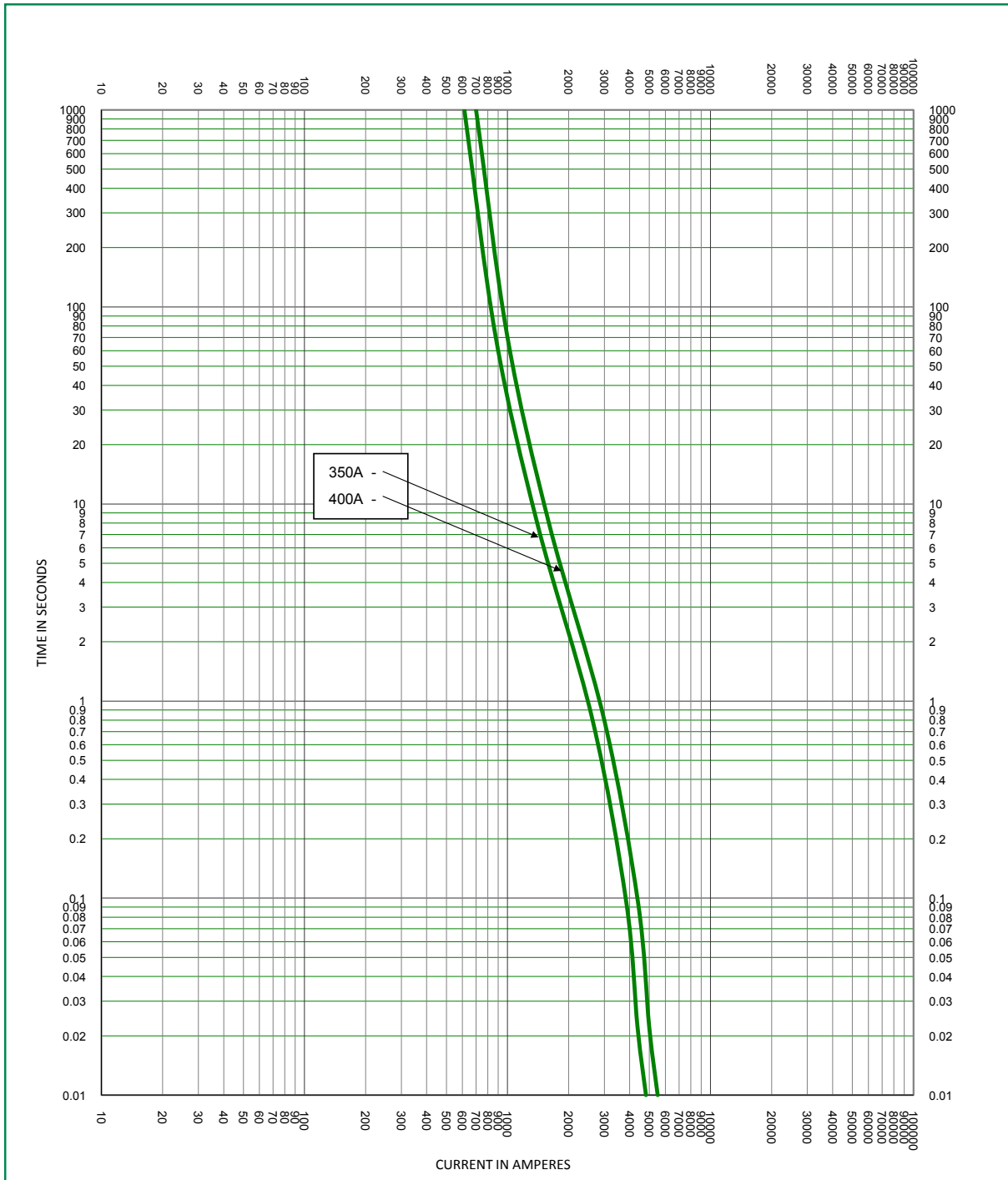
CLASS L – LDC SERIES FUSES

Time Current Curve



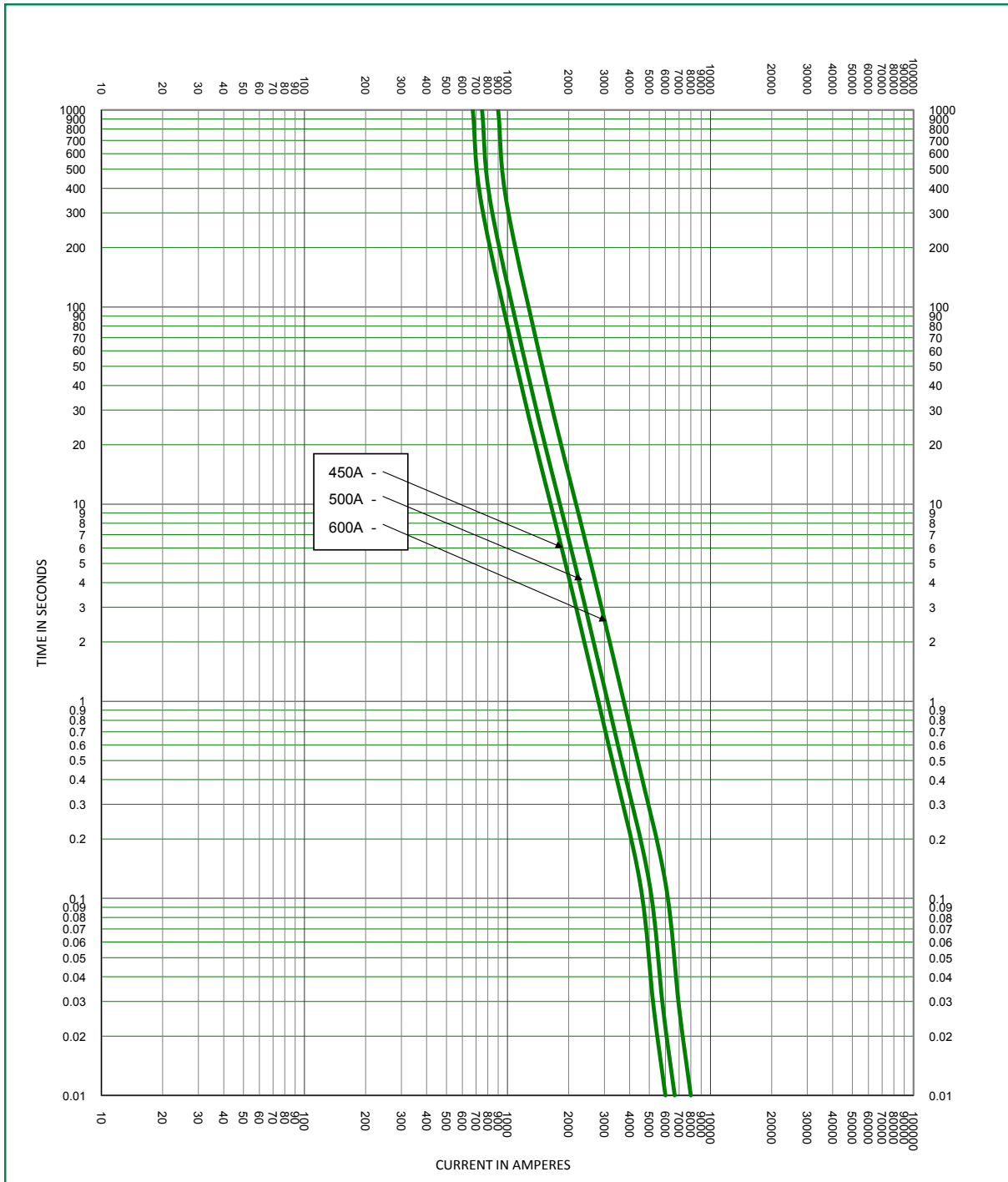
CLASS L – LDC SERIES FUSES

Time Current Curve



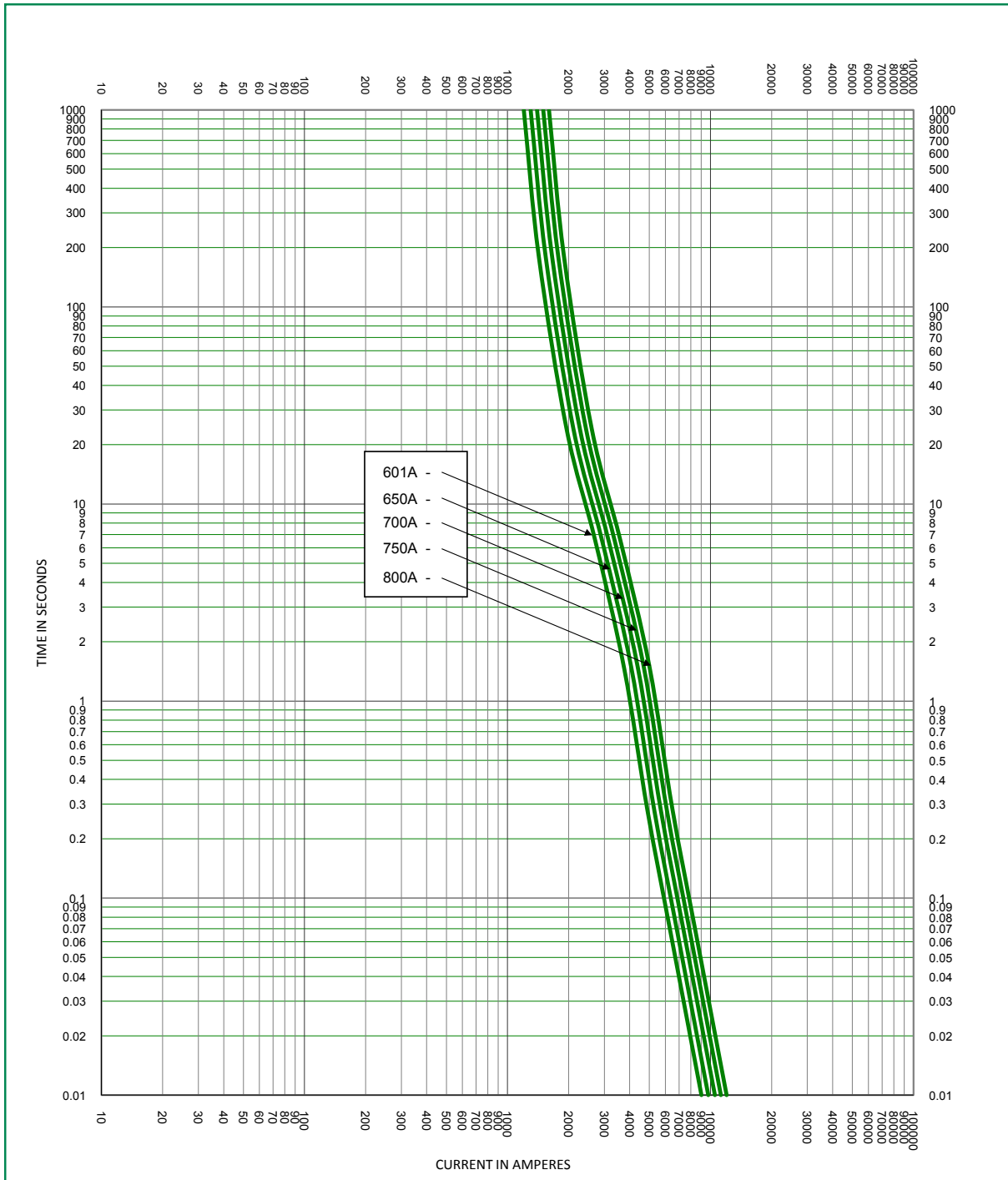
CLASS L – LDC SERIES FUSES

Time Current Curve



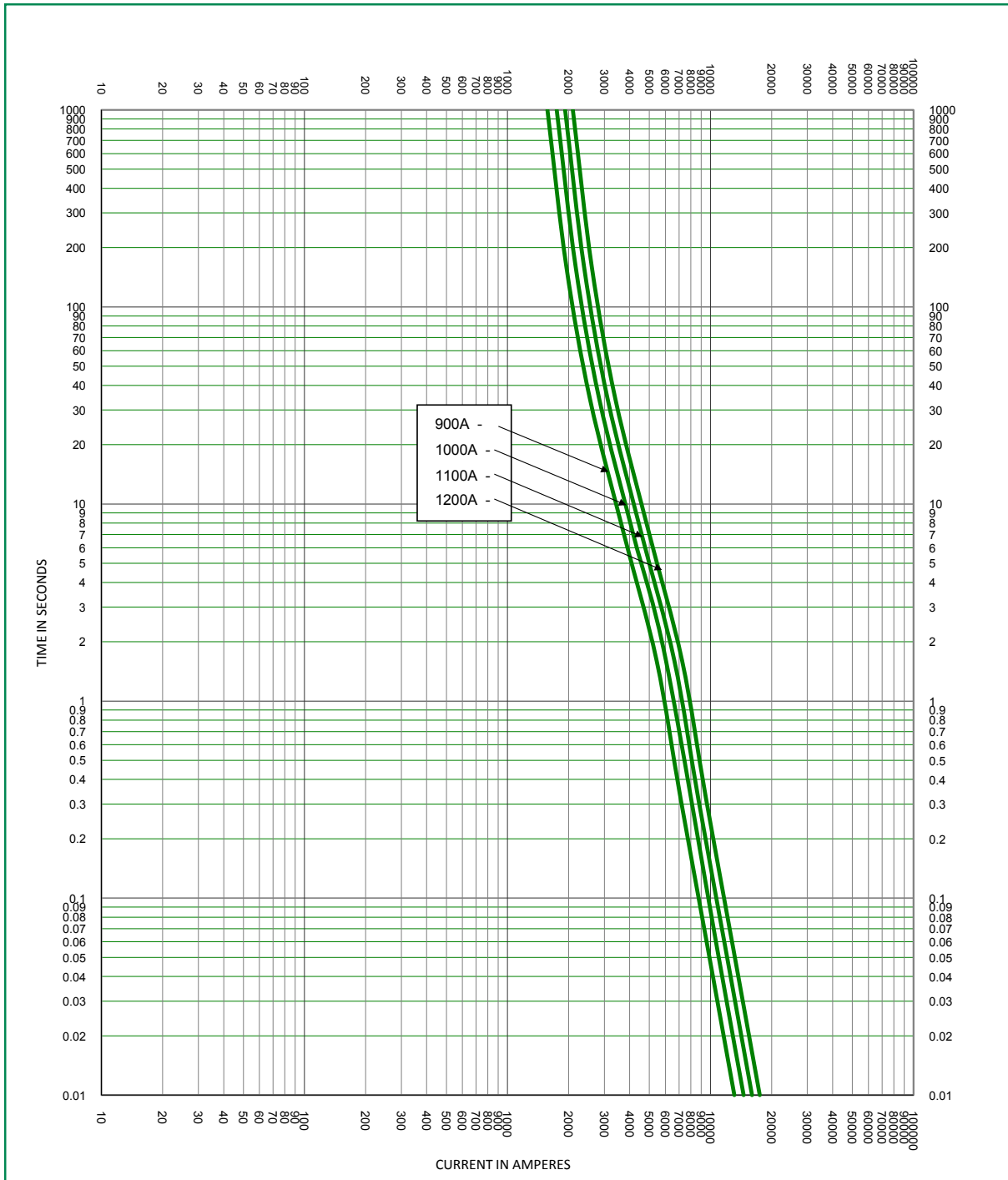
CLASS L – LDC SERIES FUSES

Time Current Curve



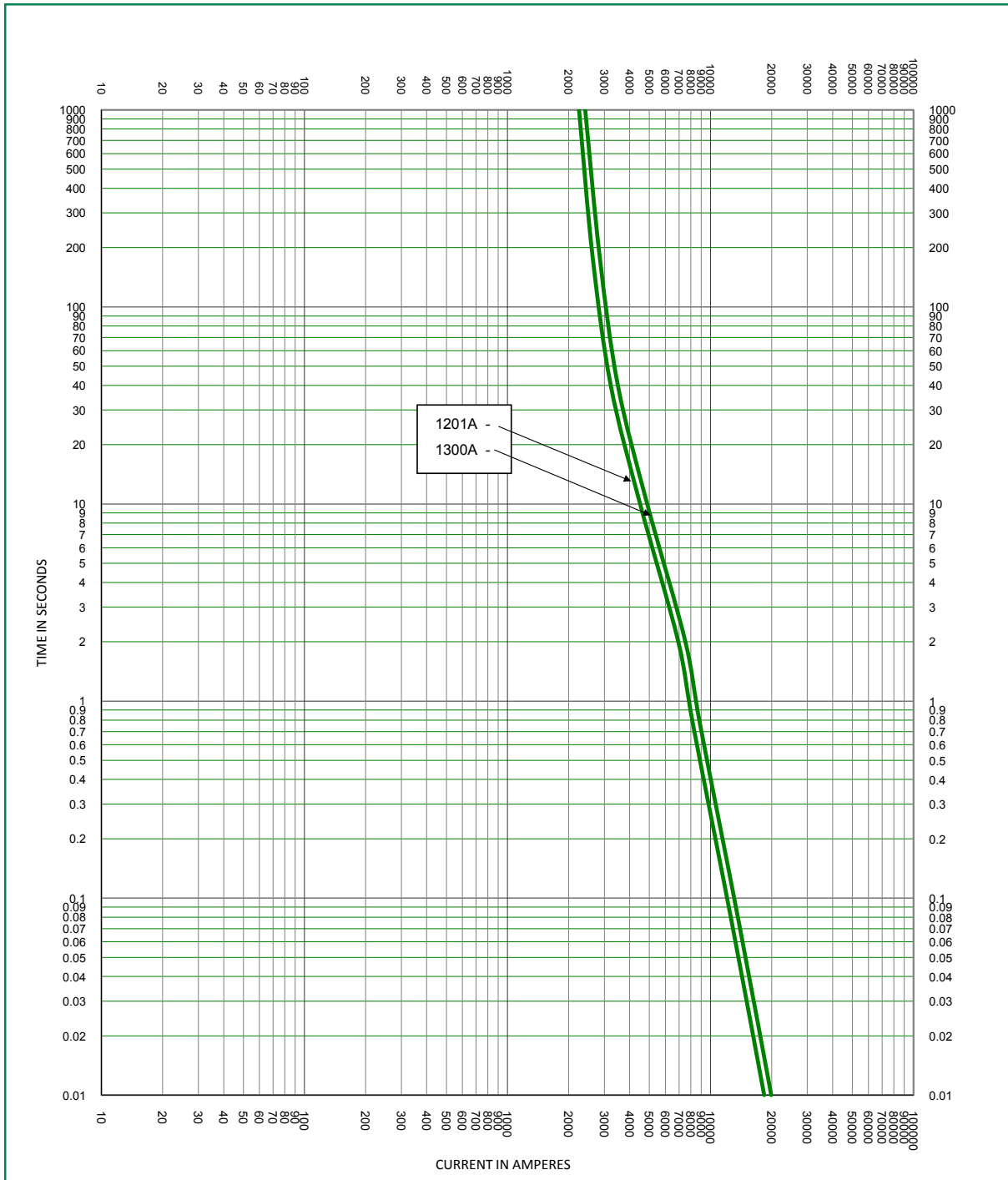
CLASS L – LDC SERIES FUSES

Time Current Curve



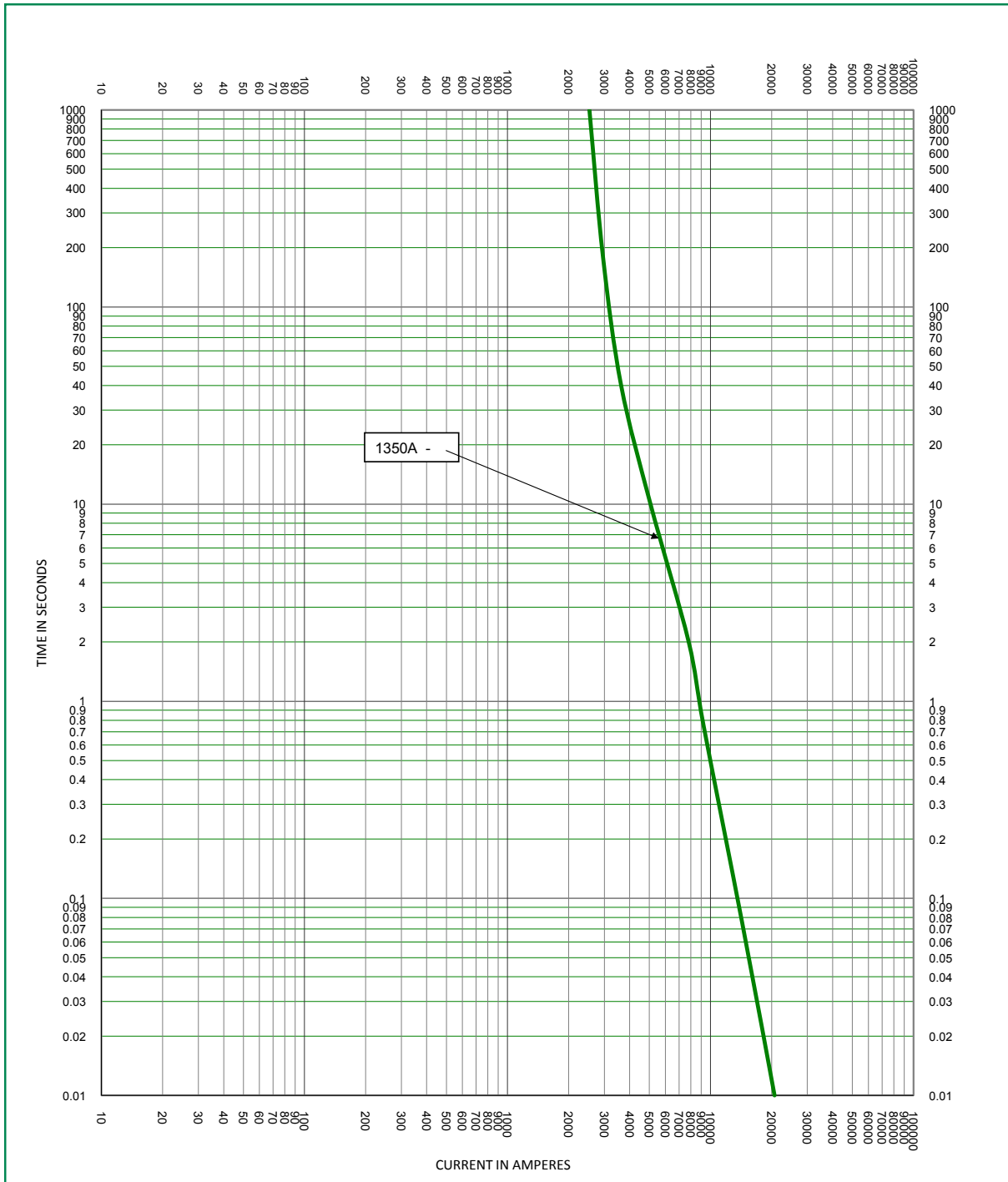
CLASS L – LDC SERIES FUSES

Time Current Curve



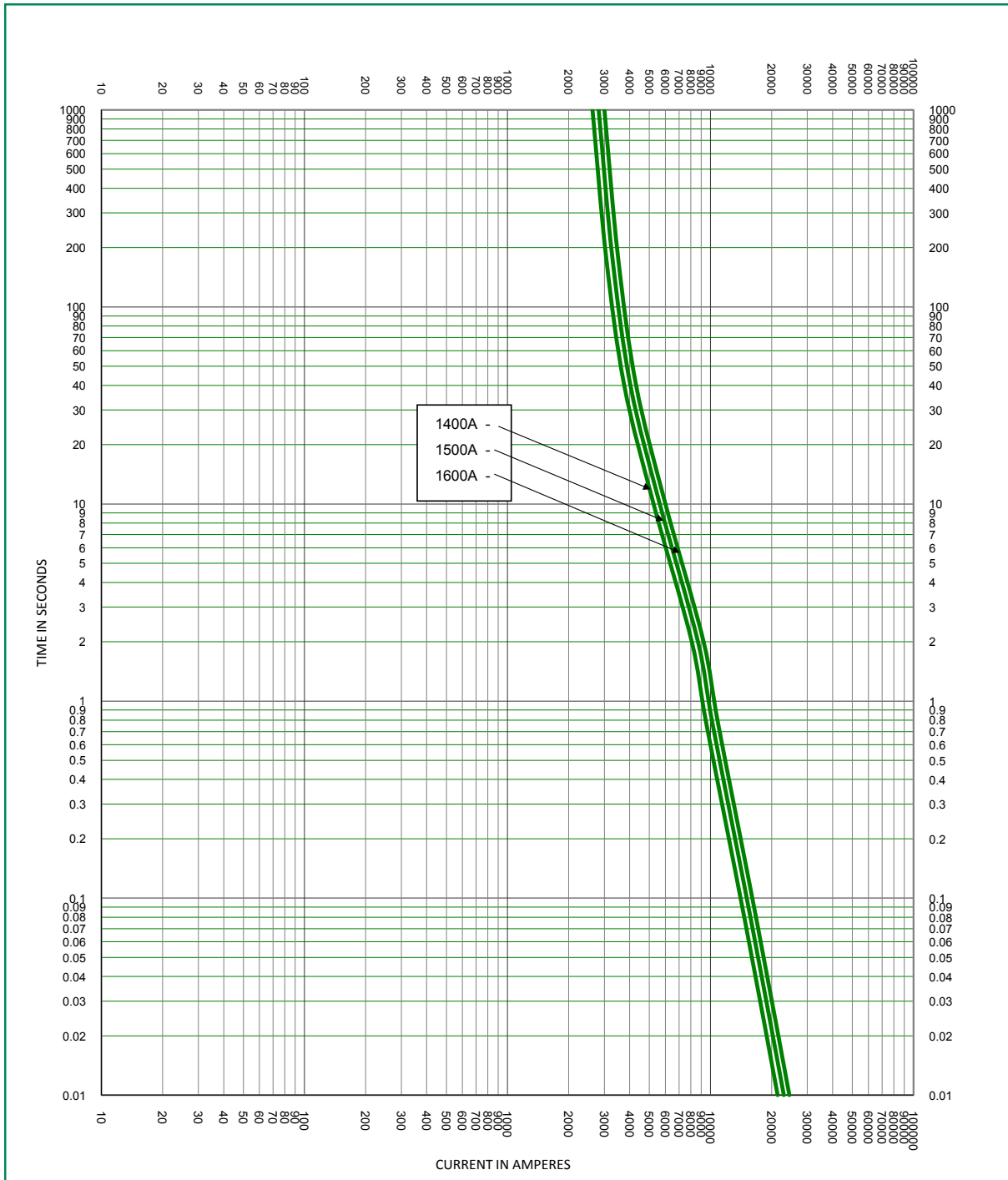
CLASS L – LDC SERIES FUSES

Time Current Curve



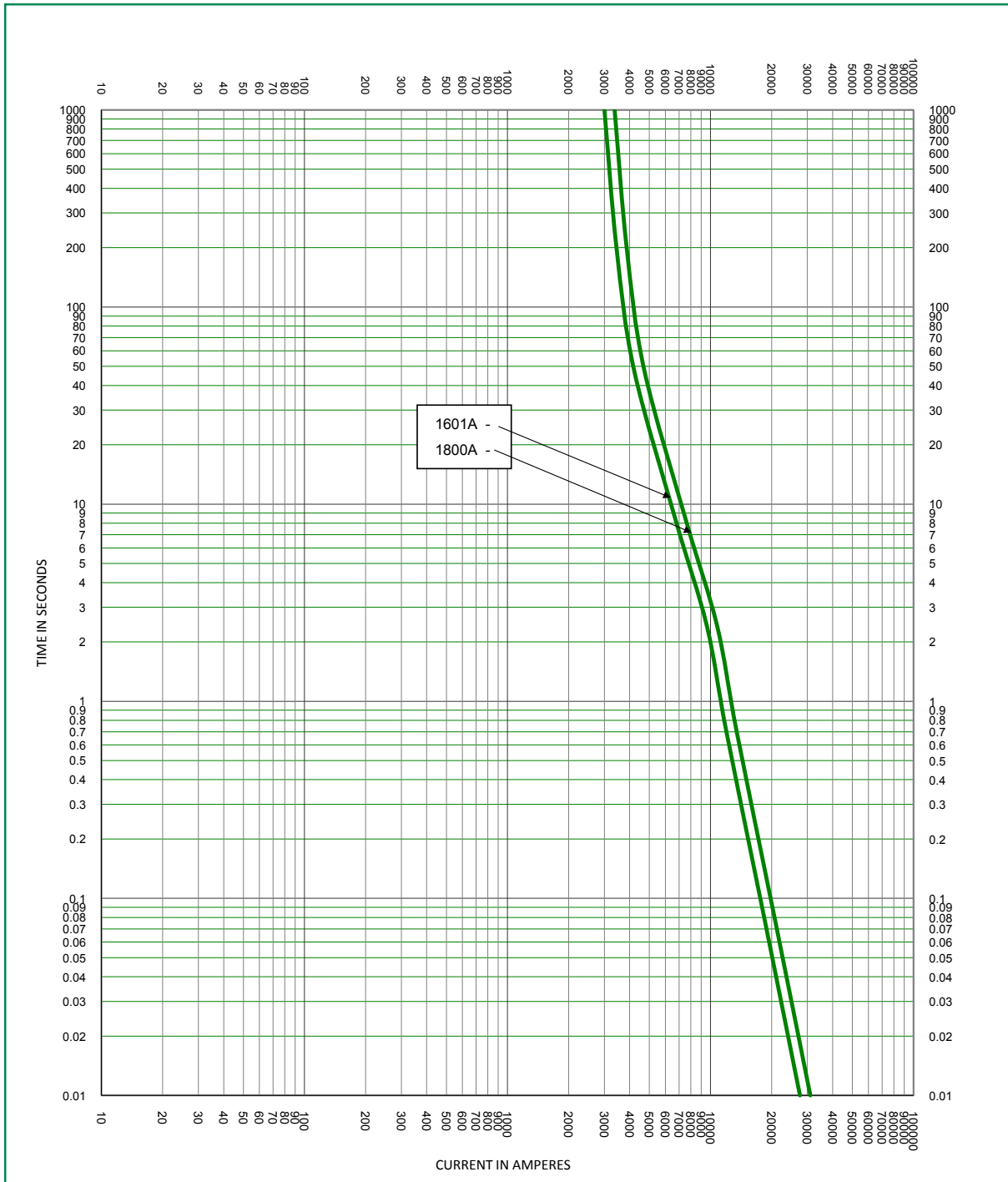
CLASS L – LDC SERIES FUSES

Time Current Curve



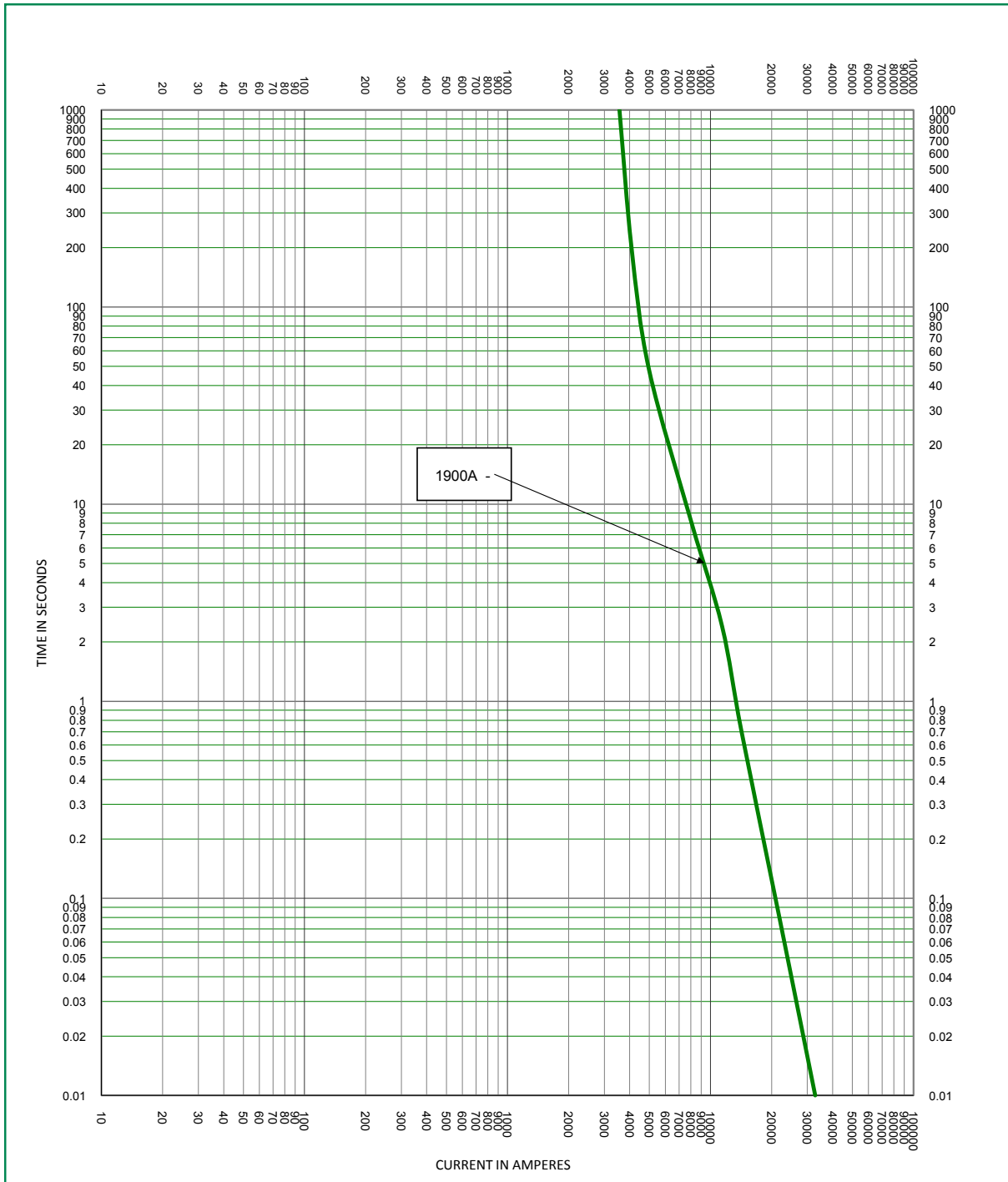
CLASS L – LDC SERIES FUSES

Time Current Curve



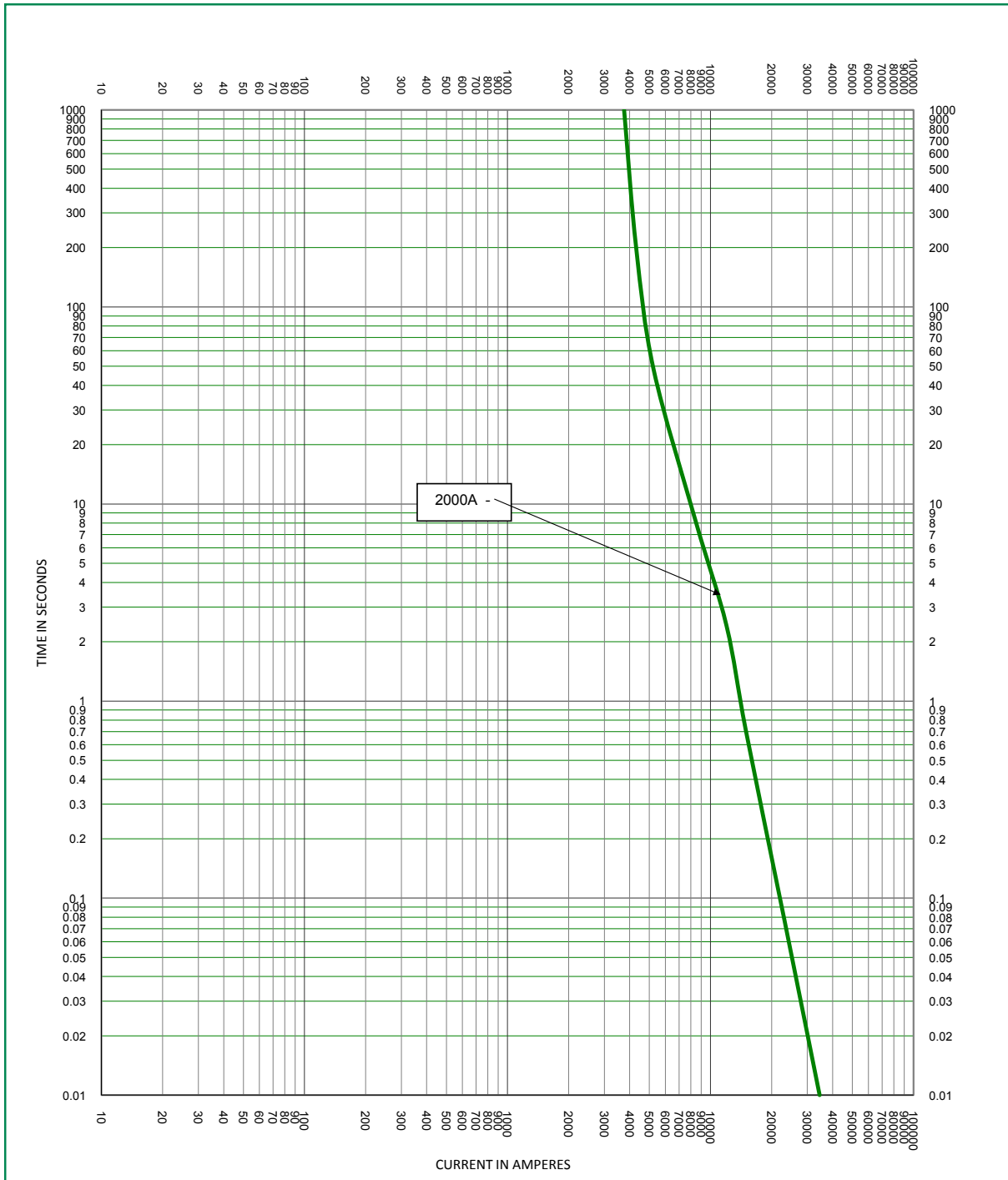
CLASS L – LDC SERIES FUSES

Time Current Curve



CLASS L – LDC SERIES FUSES

Time Current Curve



X-ON Electronics

Largest Supplier of Electrical and Electronic Components

Click to view similar products for [Industrial & Electrical Fuses](#) category:

Click to view products by [Littelfuse](#) manufacturer:

Other Similar products are found below :

[MTH-4](#) [MTH-8](#) [BP/NON-30](#) [NLN2](#) [NLN25](#) [KTN-R-10](#) [LPS-RK-2SP](#) [ABU-35](#) [FLSR100](#) [BLF6](#) [KLK003](#) [LPS-RK-100](#) [LPS-RK-15](#) [LPS-RK-20](#) [LPS-RK-70](#) [LPS-RK-90](#) [NLS10](#) [FRN-R-30ID](#) [FRS-R-20ID](#) [CHSF-80](#) [LDFJ350.X](#) [491650](#) [491655](#) [BAF-4](#) [FRN-R-600](#) [MIC-20](#) [BBS-4/10](#) [BBS-3/4](#) [BBS-1/2](#) [C10G32](#) [C10M20](#) [JJN-100](#) [JJN-15](#) [KRP-C-700SP](#) [KTK-R-1-1/2](#) [3RU1136-1KB0](#) [LP-CC-12](#) [LP-CC-25](#) [LP-CC-5-6/10](#) [LP-CC-9](#) [LPS-RK-3-2/10SP](#) [0BLN012.T](#) [0FLQ007.T](#) [0NLN006.T](#) [0NLN010.T](#) [JJS-30](#) [LRD07](#) [MIC-10](#) [0NLN003.T](#) [0NLN020.T](#)