

High Voltage 10EV fuse

Rated 500 V DC



Description

LC 10EV fuses comes in six configurations. Each version of the cylindrical low-voltage, high-current fuse employs diffusion pill technology to provide time-delayed protection to circuits in EVs and hybrid passenger vehicles. Ask Littelfuse which configuration best meets your needs.

Features & Benefits

- Interrupting Rating of 20 kA @ 500 Vdc
- Voltage Rating of 500 Vdc
- Operates from -40 °C to +125 °C
- Typical weight of 9.5 g
- Mounting Torque M5 of 4.5 ±1 Nm (ISO prescription for ZXISO and ZXB DP versions)
- Melamine body with UL 94 flammability ratings of V-0
- End caps in nickel plated brass
- Terminal in tin plated copper alloy
- Refers to ISO 8820-8
- Available in cartridge version

Additional Information



Resources

Applications

- All EV and Hybrid passenger vehicles

[See Disclaimer Notice](#)

Specifications

Voltage Rating:	500 V DC
Interrupting Rating:	20 kA @ 500 V DC
Recommended Environmental Temperature:	-40 °C to +125 °C
Terminals Material:	Tin-plated copper alloy
Housing Material:	Melamine body (UL 94 Flammability rating of V-0)
End caps Material:	Nickel plated brass
Mounting Torque M5:	4.5 ±1 Nm (ISO prescription for ZXISO and ZXB DP versions)
Typical Weight per Fuse:	9.5 g
Refer To:	ISO 8820-8







Ordering Information

Part Number	Termination	Package Size
10EVxxx.ZXC	CARTRIDGE	320
10EVxxx.ZXISO	BOLT DOWN (ISO)	320
10EVxxx.ZXPY	BLADE	320
10EVxxx.ZXB DP	BOLT DOWN (AXIAL)	320
10EVxxx.ZXPCB	PCB MOUNT	320
10EVxxx.ZXPCBL	PCB MOUNT (LONG)	320

High Voltage 10EV fuse

Rated 500 V DC

Ratings

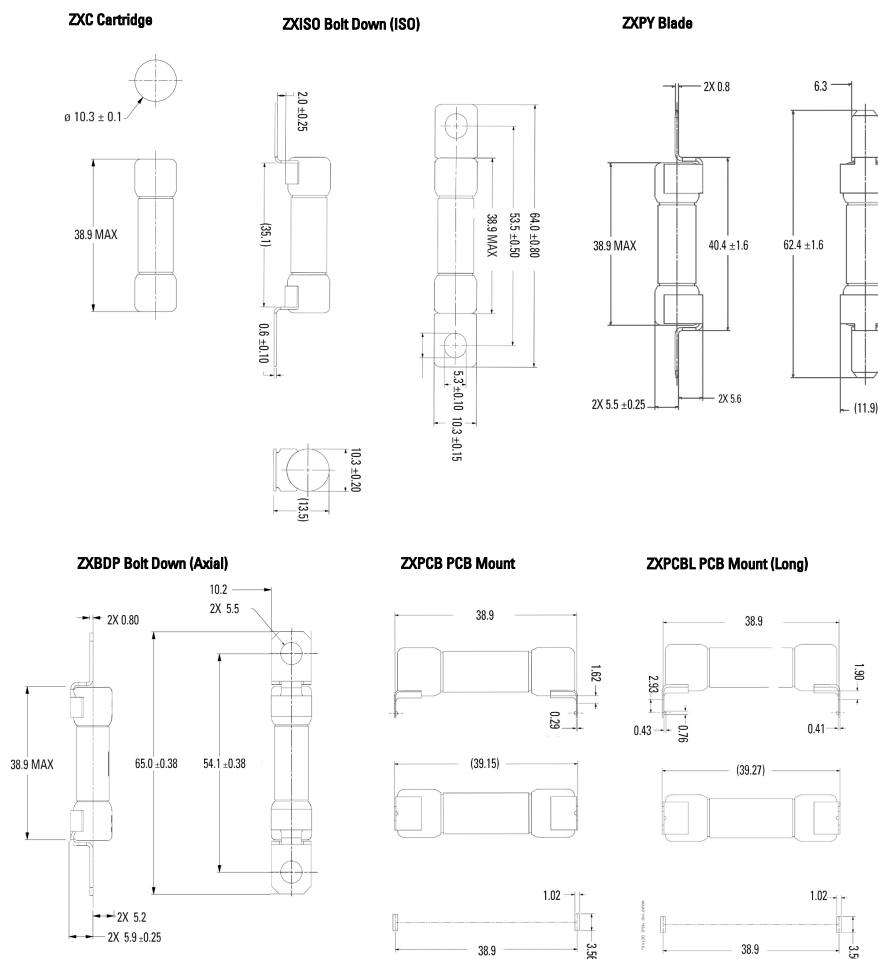
Part Number	Current Rating (A)	Color coding	Test Cable Size (mm ²)	Typ. Voltage Drop at 70% IR (mV)	Typical Cold Resistance (mΩ)	Typical Melting I ² t (A ² s)
10EV010.xxx	10		1	114	12.8	310
10EV015.xxx	15		1.5	83	7.4	800
10EV020.xxx*	20		2.5	Coming up	Coming up	Coming up
10EV030.xxx	30		5	67	2.9	1500
10EV040.xxx	40		5	69	2.1	4450
10EV050.xxx	50		5	69	1.5	7800

Note: The typical I²t is an average value calculated from the breaking capacity tests by using the melting time before the arcing occurs.

(*) Products in development - Final values for voltage drop, resistance, melting I²t and T/C curves will be generated from PV tests data. Please contact Littelfuse® for more details regarding availability timing.

Dimensions

Dimensions in mm. Please refer to the outline drawing for dimensions and tolerances.



X-ON Electronics

Largest Supplier of Electrical and Electronic Components

Click to view similar products for [Automotive Fuses](#) category:

Click to view products by [Littelfuse](#) manufacturer:

Other Similar products are found below :

[ATM-4LP](#) [299080](#) [HBO-70](#) [0287015](#) [FMM-15](#) [0297003.WXT](#) [0695060.PXPS](#) [MRBF-075](#) [MRBF-300](#) [MRBF-200](#) [ANX80-UL-20A](#)
[ANX80-UL-25A](#) [ANX80-UL-30A](#) [ANX80-UL-35A](#) [ANX80-UL-40A](#) [ANT-I-3A](#) [APM-I-25A](#) [APR-10A](#) [APR-25A](#) [ANX58-UL-20A](#)
[ANX58-UL-25A](#) [ANX58-UL-35A](#) [ANX58-UL-40A](#) [ANX58-UL-50A](#) [ANM-4A](#) [ANM-25A](#) [ANE-175A](#) [APM-25A](#) [APM-4A](#) [ACB2-PL-](#)
[15A](#) [ACB2-PL-25A](#) [ANM58-15A](#) [ANM58-5A](#) [FMX-LP-20A](#) [MIDA-50A](#) [0695040.PXP](#) [0327030.YX2T](#) [0298500.UX1M8](#) [0299070.ZXT](#)
[20A32V](#) [ATM-1](#) [MRBF-040](#) [MRBF-100](#) [MRBF-250](#) [MRBF-050](#) [MRBF-060](#) [CFCOVER-2R](#) [MRBF-030](#) [3298600.ZXM10](#) [AMG-80](#)