


### AK10 Series



#### Agency Approvals

AGENCY	AGENCY FILE NUMBER
	E128662

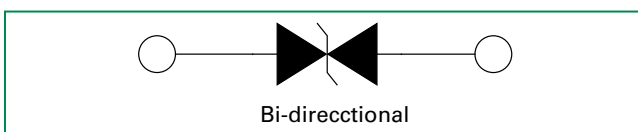
#### Maximum Ratings and Thermal Characteristics (T<sub>A</sub>=25°C unless otherwise noted)

Parameter	Symbol	Value	Unit
Operating Storage Temperature Range	T <sub>STG</sub>	-55 to 150	°C
Operating Junction Temperature Range	T <sub>J</sub>	-55 to 125	°C
Current Rating <sup>1</sup>	I <sub>PP</sub>	10	kA

**Note:**

1. Rated I<sub>pp</sub> measured with 8/20µS pulse.

#### Functional Diagram



#### Description

The AK10 series of high power TVS diode is specially designed for meeting severe surge test environment of both AC and DC line protection applications. It features a very fast response and ultra low clamping characteristics over traditional metal oxide (MOV) solutions. They can be connected in series and / or parallel to create a very high surge current protection solution.

#### Features

- Very low clamping voltage
- Ultra compact: less than one-tenth the size of traditional discrete solutions
- Sharp breakdown voltage
- Low slope resistance
- Bi-directional
- Foldbak technology for superior clamping factor
- Symmetric in leads width for easier soldering during assembly.
- IEC-61000-4-2 ESD 15kV(Air), 8kV (Contact)
- ESD protection of data lines in accordance with IEC 61000-4-2
- EFT protection of data lines in accordance with IEC 61000-4-4
- Halogen-free
- RoHS compliant
- Glass passivated junction
- Pb-free E4 means 2nd level interconnect is Pb-free and the terminal finish material is silver

#### Additional Information



Datasheet




Resources



Samples

#### Electrical Characteristics (T<sub>A</sub>=25°C unless otherwise noted)

Part Numbers	Part Marking	Standoff Voltage (V <sub>SO</sub> ) Volts	Max. Reverse Leakage (I <sub>R</sub> ) @ V <sub>SO</sub> µA	Typical I <sub>R</sub> @ 85°C (µA)	Reverse Breakdown Voltage (V <sub>BR</sub> ) @ I <sub>T</sub>		Test Current I <sub>T</sub> (mA)	Max. Clamping Voltage V <sub>CL</sub> @ Peak Pulse Current (I <sub>PP</sub> ) (Note 1)		Max. Temp Coefficient of V <sub>BR</sub> (%/°C)	Max. Capacitance 0 Bias 10kHz (nF)	Agency Approval 
					Min Volts	Max Volts		V <sub>CL</sub> Volts	I <sub>PP</sub> Amps			
AK10 - 015C	10 - 015C	15	10	15	16	19	10	28	10,000	0.1	12.0	
AK10 - 030C	10 - 030C	30	10	15	32	37	10	58	10,000	0.1	11.0	X
AK10 - 058C	10 - 058C	58	10	15	64	70	10	110	10,000	0.1	6.5	X
AK10 - 066C	10 - 066C	66	10	15	72	80	10	120	10,000	0.1	6.5	X
AK10 - 076C	10 - 076C	76	10	15	85	95	10	140	10,000	0.1	6.5	X
AK10 - 170C	10 - 170C	170	10	15	180	220	10	260	10,000	0.1	2.8	X
AK10 - 190C	10 - 190C	190	10	15	200	245	10	290	10,000	0.1	2.5	X
AK10 - 240C	10 - 240C	240	10	15	250	285	10	340	10,000	0.1	2.2	X
AK10 - 380C	10 - 380C	380	10	15	401	443	10	520	10,000	0.1	2.0	X
AK10 - 430C	10 - 430C	430	10	15	440	490	10	625	10,000	0.1	1.4	X
AK10 - 530C	10 - 530C	530	10	15	560	619	10	750	10,000	0.1	1.0	X

**Note:** Using 8/20µS wave shaped defined in IEC 61000-4-5.

**Physical Specifications**

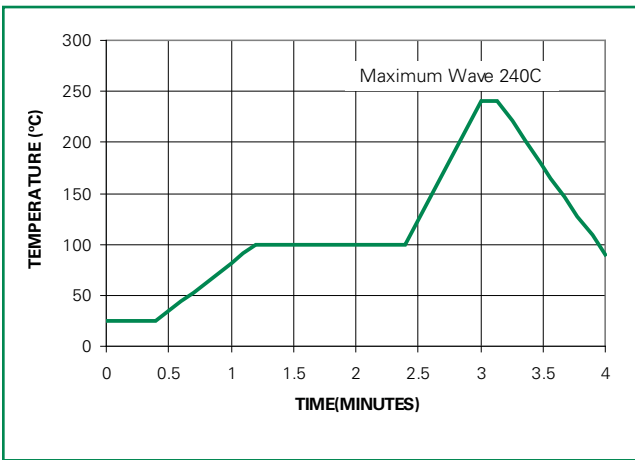
<b>Weight</b>	Contact manufacturer
<b>Case</b>	Epoxy encapsulated
<b>Terminal</b>	Silver plated leads, solderable per MIL-STD-750 Method 2026

**Flow/Wave Soldering (Solder Dipping)**

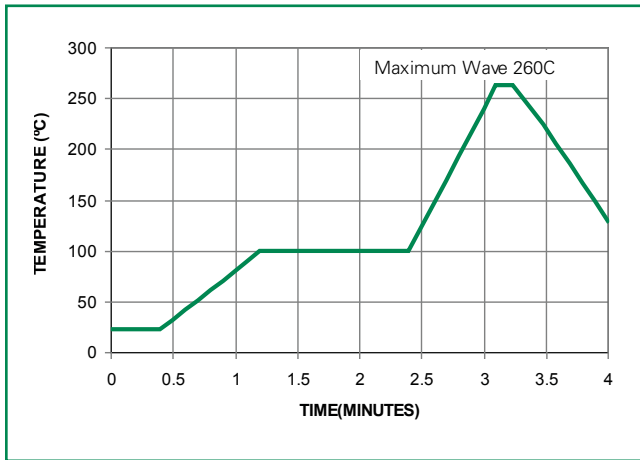
<b>Peak Temperature :</b>	265°C
<b>Dipping Time :</b>	10 seconds
<b>Soldering :</b>	1 time

**Wave Solder Profile**

**Figure 1 - Non Lead-free Profile**

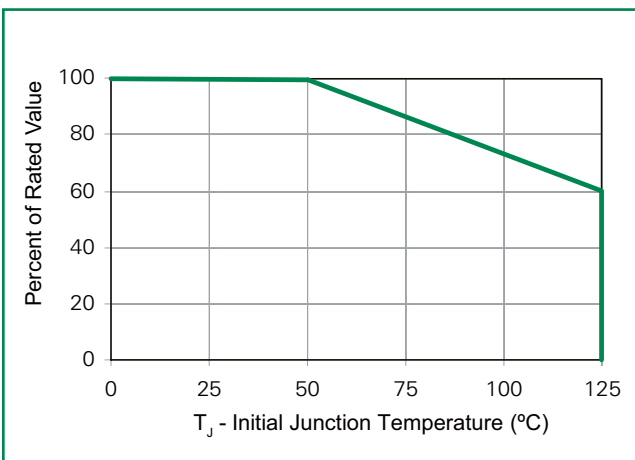


**Figure 2 - Lead-free Profile**

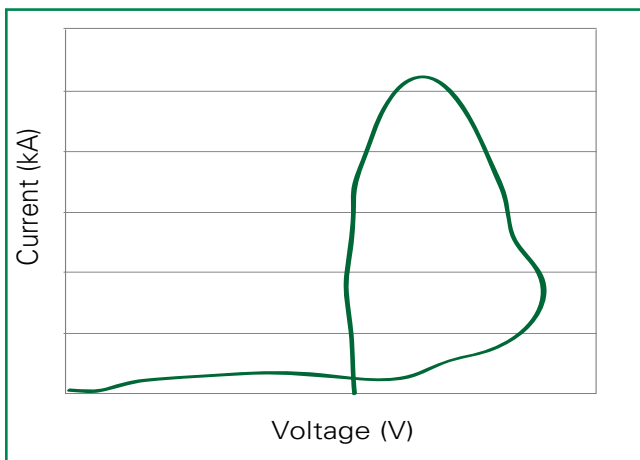


**Ratings and Characteristic Curves (T<sub>a</sub>=25°C unless otherwise noted)**

**Figure 3 - Peak Power Derating**



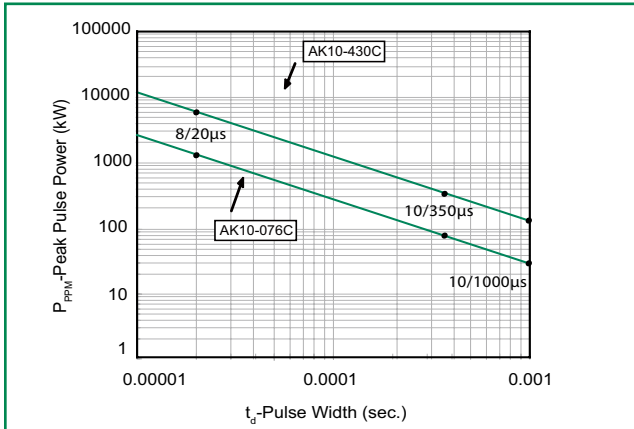
**Figure 4 - Surge Response**



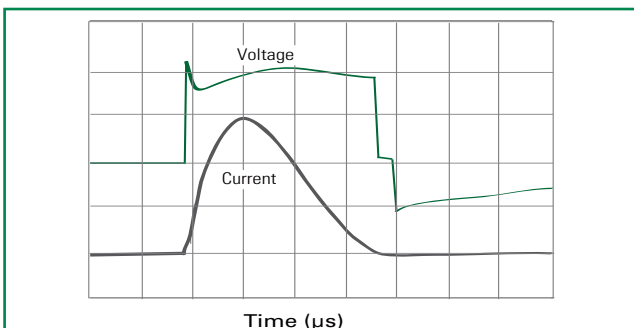
continues on next page.

### Ratings and Characteristic Curves ( $T_A=25^\circ\text{C}$ unless otherwise noted) (Continued)

**Figure 5 - Typical Peak Pulse Power Rating Curve**



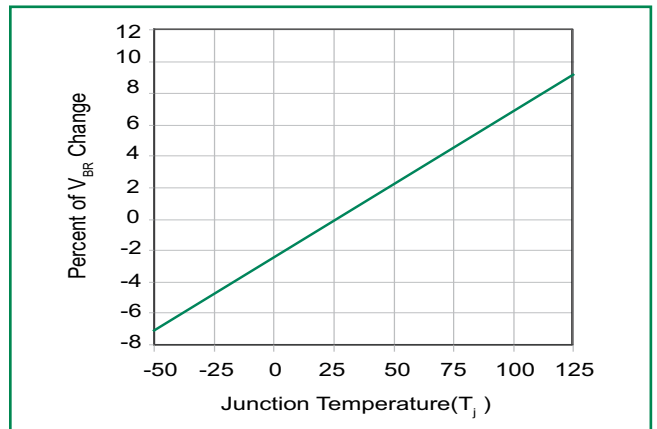
**Figure 7 - Surge Response (8/20 Surge current waveform)**



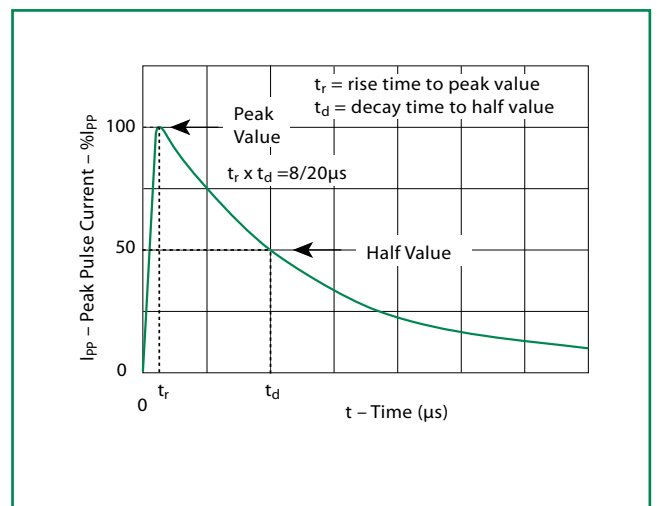
Note:

The power dissipation causes a change in avalanche voltage during the surge and the avalanche voltage eventually returns to the original value when the transient has passed.

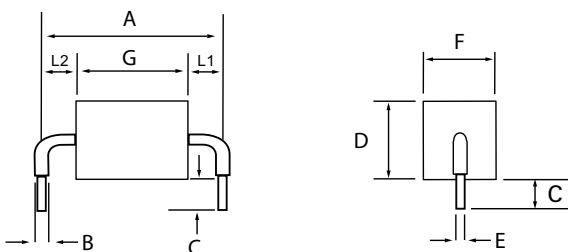
**Figure 6 - Typical  $V_{BR}$  Vs Junction Temperature**



**Figure 8 - Pulse Waveform**

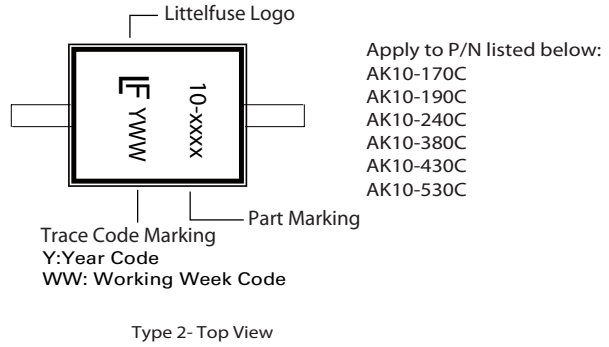
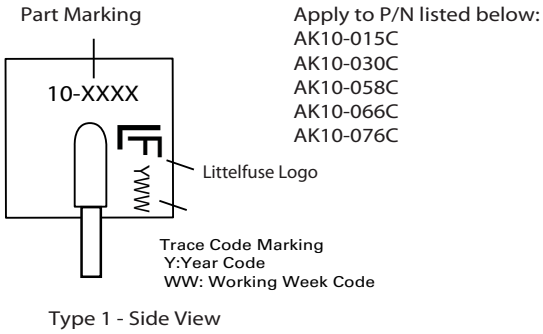


### Dimensions

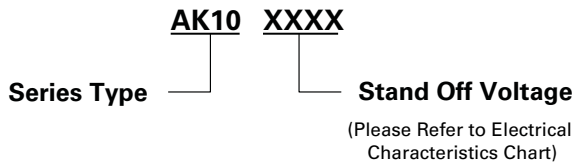


Dimensions	Inches	Millimeters
A	0.950 +/- 0.04	24.15 +/- 1.00
A - 530C	1.370 +/- 0.08	34.70 +/- 2.00
B	0.095 +/- 0.024	2.4 +/- 0.60
C	0.236 +/- 0.04	6.00 +/- 1.00
D	0.570 max.	14.48 max.
E	0.050 +/- 0.002	1.270 +/- 0.05
F	0.500 max.	12.70 max.
G - 015C	0.142 +/- 0.04	3.60 +/- 1.00
G - 030C	0.167 +/- 0.04	4.23 +/- 1.00
G - 058C/066C/076C	0.200 +/- 0.04	5.08 +/- 1.00
G - 170C/190C	0.362 +/- 0.04	9.2 +/- 1.00
G - 240C	0.420 +/- 0.04	10.67 +/- 1.00
G - 380C/430C	0.650 +/- 0.04	16.50 +/- 1.00
G - 530C	1.060 +/- 0.06	27.00 +/- 1.50
L1/L2	L1= L2 tolerance +/- 0.04 inch (1.0 mm)	

### Part Marking System



### Part Numbering System



### Packing Options

Part Number	Component Package	Quantity	Packaging Option
AK10XXXX	AK Package	56pcs/Box	Bulk
AK10-XXXX-12	AK Package	12pcs/Box	Bulk

## X-ON Electronics

Largest Supplier of Electrical and Electronic Components

*Click to view similar products for [ESD Suppressors / TVS Diodes](#) category:*

*Click to view products by [Littelfuse](#) manufacturer:*

Other Similar products are found below :

[NTE4902](#) [P4SMAJ15A](#) [P4SMAJ26A](#) [SMAJ400CA-TP](#) [TGL34-47CA](#) [ESDAULC45-1BF4](#) [SM1605E3/TR13](#) [SMF20A-TP](#) [P4SMAJ12A](#)  
[CPDUR24V-HF](#) [CPDQC5V0USP-HF](#) [CPDQC5V0-HF](#) [MPLAD30KP45CAE3](#) [MMBZ27VCLQ-7-F](#) [MMAD1108/TR13](#) [MPLAD30KP24A](#)  
[ACPDQC5V0R-HF](#) [DFLT170A-7](#) [NTE4900](#) [NTE4926](#) [NTE4938](#) [SMF22A-TP](#) [SMF12A-TP](#) [SLVU2.8-TP](#) [SMLJ6.5CA-TP](#) [SMAJ6.5CA-TP](#)  
[MMAD1108E3/TR13](#) [D5V0M1U2LP3-7](#) [SMAJ400A-TP](#) [AOZ8811DT-03](#) [AOZ8831DI-05](#) [AOZ8831DT-03](#) [SMAJ188CA](#) [3SMC33CA](#)  
[BK](#) [CPDQC3V3C-HF](#) [CPDQC12VE-HF](#) [MPLAD30KP170CA](#) [82357120100](#) [5.0SMLJ15CA-TP](#) [5KP18A-TP](#) [P6KE8.2A-TP](#)  
[MPLAD30KP43CAE3](#) [SMAJ43A-TP](#) [D5V0F6U8LP33-7](#) [TVS5501V10MUT5G](#) [5.0SMLJ24CA-TP](#) [SMAJ110CA-TP](#) [MPLAD15KP75CAE3](#)  
[MMAD1103e3/TR13](#) [DFLT40AQ-7](#)