


## FS100 SERIES

### Low Current Flasher



### Description

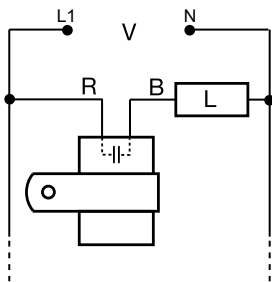
The FS100 Series (low current) may be used to control inductive, incandescent or resistive loads. This series offers a 1A (fullwave) or a 2A (halfwave) steady state, 10A inrush solid-state output and may be ordered with an input voltage of 24 or 120VAC. The FS100 Series offers a factory fixed flash rate of 75 FPM or may be ordered with a fixed, custom flash rate ranging from 45 to 150 FPM. Ideal for OEM applications where cost is a factor.

### Operation

Upon application of input voltage, the T2 OFF time begins. At the end of the OFF time, the T1 ON time begins and the load energizes. At the end of T1, T2 begins and the load de-energizes. This cycle repeats until input voltage is removed.

**Reset:** Removing input voltage resets the output and the sequence to T2.

### Wiring Diagram



V = Voltage  
L = Load  
R = Red Wire  
B = Black Wire

### Features & Benefits

FEATURES	BENEFITS
<b>Compact Size:</b> 38 x 23.9mm (1.5" x 0.94")	Ideal for OEM applications
<b>Custom Flash Rates Available</b>	Tailor to specific application: custom rates range from 45 to 150 FPM

### Accessories



**P1023-2 "P" Clamp**  
Mounting Bracket Alum. 15/16

### Ordering Information

MODEL	INPUT VAC	OUTPUT RATING A	OUTPUT TYPE AC	LOAD TYPE	FLASH RATE
FS126	120	1	Fullwave	Incandescent & Resistive	75 FPM
FS126-45	120	1	Fullwave	Incandescent & Resistive	45 FPM
FS126-60	120	1	Fullwave	Incandescent & Resistive	60 FPM
FS126RC	120	1	Fullwave	Incandescent, Resistive, & Inductive	75 FPM
FS126RC-45	120	1	Fullwave	Incandescent, Resistive, & Inductive	45 FPM
FS127	120	2	Halfwave	Incandescent & Resistive	75 FPM
FS146	24	1	Fullwave	Incandescent & Resistive	75 FPM
FS146RC	24	1	Fullwave	Incandescent, Resistive, & Inductive	75 FPM

If you don't find the part you need, call us for a custom product 800-843-8848

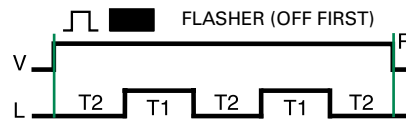
## FS100 SERIES

### Specifications

#### Technical Data

<b>Operation</b>	OFF/ON solid-state flasher (continuous duty)
<b>Flash Rate</b>	Factory fixed at 75 FPM $\pm 20\%$
<b>Custom Flash Rates Available</b>	From 45-150 FPM $\pm 20\%$
<b>ON/OFF Ratio</b>	$\approx 50\%$
<b>Input</b>	
<b>Voltage</b>	24, 120VAC, $\pm 15\%$
<b>AC Line Frequency</b>	50/60Hz
<b>Output</b>	
<b>Load Type</b>	Fullwave AC or Halfwave rectified AC Incandescent, resistive, or inductive (Choose RC suffix for inductive loads)
<b>Maximum Load Rating</b>	Fullwave: 1A steady state Halfwave: 2A steady state 10A
<b>Inrush</b>	
<b>Mechanical</b>	
<b>Mounting</b>	Removable mounting bracket, use one #8 (M4 x 0.7) screw
<b>Connection/Wires</b>	18 AWG (0.82mm <sup>2</sup> ) wires 6 in. (15.2cm)
<b>Dimensions</b>	<b>H</b> 38.1 mm (1.5"); <b>W</b> 23.9 mm (0.94")
<b>Protection</b>	
<b>Circuitry</b>	Encapsulated
<b>Environmental</b>	
<b>Operating/Storage</b>	
<b>Temperature</b>	-20° to 60°C / -40° to 85°C
<b>Humidity</b>	95% relative, non-condensing
<b>Weight</b>	$\approx 1.1$ oz (31 g)

### Flasher Function Diagram



V = Voltage  
R = Reset  
L = Load  
T1 = ONTime  
T2 = OFFTime  
T1  $\approx$  T2

## X-ON Electronics

Largest Supplier of Electrical and Electronic Components

*Click to view similar products for [Time Delay & Timing Relays](#) category:*

*Click to view products by [Littelfuse](#) manufacturer:*

Other Similar products are found below :

[5NO30](#) [614-11B-0A2](#) [614-11B-0A3](#) [614-11B-0A4](#) [614-11B-0A6](#) [614-11B-0A8](#) [614-11C-0A1](#) [614-11C-0A2](#) [614-11C-0A5](#) [614-11Q-0A3](#) [614-11Q-0A6](#) [614-11T-0A3](#) [614-11T-0A6](#) [614-11T-0A7](#) [614-12B-4A1](#) [614-12C-400](#) [614-12Q-400](#) [614-12T-600](#) [614-22T-4A1](#) [614-43B-400](#) [614-43C-100](#) [614-43F-200](#) [614-43Q-0A2](#) [614-43Q-100](#) [614-43Q-600](#) [614-43T-0A9](#) [614-43T-600](#) [614-43U-400](#) [614-43U-4A1](#) [614-43U-6A2](#) [615-21T-200](#) [655-11T-100](#) [655-11U-500](#) [655-12T-300](#) [655-22T-400](#) [655-22T-600](#) [CUA-41-30001](#) [CUA-41-30030](#) [CUA-41-70180](#) [CUA-41-71038](#) [CUA-42-30005](#) [CUA-42-30010](#) [CUA-42-30120](#) [CUA-42-70120](#) [CUA-99-72502](#) [CUC-41-30030](#) [CUF-42-30010](#) [CUH-41-31006](#) [7012AFX](#) [7012GD](#)