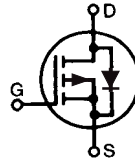


**TrenchP™**  
**Power MOSFETs**

**IXTA96P085T**  
**IXTP96P085T**  
**IXTH96P085T**

$V_{DSS} = -85V$   
 $I_{D25} = -96A$   
 $R_{DS(on)} \leq 13m\Omega$

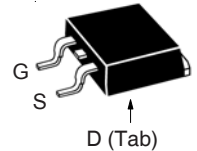
P-Channel Enhancement Mode  
Avalanche Rated



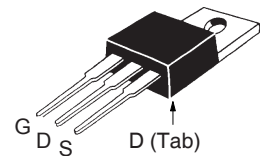
| Symbol        | Test Conditions   | Maximum Ratings |            |
|---------------|---|-----------------|------------|
| $V_{DSS}$     | $T_J = 25^\circ C$ to $150^\circ C$                       | - 85            | V          |
| $V_{DGR}$     | $T_J = 25^\circ C$ to $150^\circ C$ , $R_{GS} = 1M\Omega$ | - 85            | V          |
| $V_{GSS}$     | Continuous  | $\pm 15$        | V          |
| $V_{GSM}$     | Transient   | $\pm 25$        | V          |
| $I_{D25}$     | $T_C = 25^\circ C$  | - 96            | A          |
| $I_{DM}$      | $T_C = 25^\circ C$ , Pulse Width Limited by $T_{JM}$      | - 300           | A          |
| $I_A$         | $T_C = 25^\circ C$  | - 48            | A          |
| $E_{AS}$      | $T_C = 25^\circ C$  | 1               | J          |
| $P_D$         | $T_C = 25^\circ C$  | 298             | W          |
| $T_J$         |   | -55 ... +150    | $^\circ C$ |
| $T_{JM}$      |   | 150             | $^\circ C$ |
| $T_{stg}$     |   | -55 ... +150    | $^\circ C$ |
| $T_L$         | 1.6mm (0.062 in.) from Case for 10s                       | 300             | $^\circ C$ |
| $T_{sOLD}$    | Plastic Body for 10s                                      | 260             | $^\circ C$ |
| $M_d$         | Mounting Torque (TO-220 & TO-247)                         | 1.13/10         | Nm/lb.in.  |
| <b>Weight</b> | TO-263  | 2.5             | g          |
|               | TO-220  | 3.0             | g          |
|               | TO-247  | 6.0             | g          |

| Symbol       | Test Conditions<br>( $T_J = 25^\circ C$ , Unless Otherwise Specified) | Characteristic Values |      |                               |
|--------------|---|-----------------------|------|-------------------------------|
|              |   | Min.                  | Typ. | Max.                          |
| $BV_{DSS}$   | $V_{GS} = 0V$ , $I_D = -250\mu A$                                     | - 85                  |      | V                             |
| $V_{GS(th)}$ | $V_{DS} = V_{GS}$ , $I_D = -250\mu A$                                 | - 2.0                 |      | - 4.0 V                       |
| $I_{GSS}$    | $V_{GS} = \pm 15V$ , $V_{DS} = 0V$                                    |                       |      | $\pm 100$ nA                  |
| $I_{DSS}$    | $V_{DS} = V_{DSS}$ , $V_{GS} = 0V$<br>$T_J = 125^\circ C$             |                       |      | - 10 $\mu A$<br>- 750 $\mu A$ |
| $R_{DS(on)}$ | $V_{GS} = -10V$ , $I_D = 0.5 \cdot I_{D25}$ , Note 1                  |                       |      | 13 m $\Omega$                 |

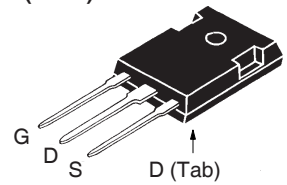
TO-263 AA (IXTA)



TO-220AB (IXTP)



TO-247 (IXTH)



G = Gate      D = Drain  
S = Source    Tab = Drain

**Features**

- International Standard Packages
- Avalanche Rated
- Extended FBSOA
- Fast Intrinsic Diode
- Low  $R_{DS(ON)}$  and  $Q_G$

**Advantages**

- Easy to Mount
- Space Savings
- High Power Density

**Applications**

- High-Side Switching
- Push Pull Amplifiers
- DC Choppers
- Automatic Test Equipment
- Current Regulators
- Battery Charger Applications

| Symbol       | Test Conditions<br>( $T_J = 25^\circ\text{C}$ , Unless Otherwise Specified)   | Characteristic Values |      |                    |
|--------------|---|-----------------------|------|--------------------|
|              |   | Min.                  | Typ. | Max.               |
| $g_{fs}$     | $V_{DS} = -10\text{V}$ , $I_D = 0.5 \cdot I_{D25}$ , Note 1   | 40                    | 66   | S                  |
| $C_{iss}$    | $V_{GS} = 0\text{V}$ , $V_{DS} = -25\text{V}$ , $f = 1\text{MHz}$   |                       | 13.1 | nF                 |
| $C_{oss}$    |   |                       | 1175 | pF                 |
| $C_{rss}$    |   |                       | 460  | pF                 |
| $t_{d(on)}$  | <b>Resistive Switching Times</b><br>$V_{GS} = -10\text{V}$ , $V_{DS} = 0.5 \cdot V_{DSS}$ , $I_D = 0.5 \cdot I_{D25}$<br>$R_G = 1\Omega$ (External) |                       | 23   | ns                 |
| $t_r$        |   |                       | 34   | ns                 |
| $t_{d(off)}$ |   |                       | 45   | ns                 |
| $t_f$        |   |                       | 22   | ns                 |
| $Q_{g(on)}$  | $V_{GS} = -10\text{V}$ , $V_{DS} = 0.5 \cdot V_{DSS}$ , $I_D = 0.5 \cdot I_{D25}$   |                       | 180  | nC                 |
| $Q_{gs}$     |   |                       | 52   | nC                 |
| $Q_{gd}$     |   |                       | 62   | nC                 |
| $R_{thJC}$   |   |                       | 0.42 | $^\circ\text{C/W}$ |
| $R_{thCS}$   | TO-220  | 0.50                  |      | $^\circ\text{C/W}$ |
|              | TO-247  | 0.21                  |      | $^\circ\text{C/W}$ |

### Source-Drain Diode

| Symbol   | Test Conditions<br>( $T_J = 25^\circ\text{C}$ , Unless Otherwise Specified)                             | Characteristic Values |      |        |
|----------|---|-----------------------|------|--------|
|          |   | Min.                  | Typ. | Max.   |
| $I_s$    | $V_{GS} = 0\text{V}$  |                       |      | -96 A  |
| $I_{SM}$ | Repetitive, Pulse Width Limited by $T_{JM}$   |                       |      | -394 A |
| $V_{SD}$ | $I_F = -48\text{A}$ , $V_{GS} = 0\text{V}$ , Note 1   |                       |      | -1.3 V |
| $t_{rr}$ | $I_F = -48\text{A}$ , $-di/dt = -100\text{A}/\mu\text{s}$<br>$V_R = -43\text{V}$ , $V_{GS} = 0\text{V}$ |                       | 55   | ns     |
| $Q_{RM}$ |   |                       | 100  | nC     |
| $I_{RM}$ |   |                       | -3.6 | A      |

Note 1. Pulse test,  $t \leq 300\mu\text{s}$ , duty cycle,  $d \leq 2\%$ .

### TO-263 Outline

| Dim. | Millimeter |       | Inches |      |
|------|------------|-------|--------|------|
|      | Min.       | Max.  | Min.   | Max. |
| A    | 4.06       | 4.83  | .160   | .190 |
| b    | 0.51       | 0.99  | .020   | .039 |
| b2   | 1.14       | 1.40  | .045   | .055 |
| c    | 0.40       | 0.74  | .016   | .029 |
| c2   | 1.14       | 1.40  | .045   | .055 |
| D    | 8.64       | 9.65  | .340   | .380 |
| D1   | 8.00       | 8.89  | .280   | .320 |
| E    | 9.65       | 10.41 | .380   | .405 |
| E1   | 6.22       | 8.13  | .270   | .320 |
| e    | 2.54       | BSC   | .100   | BSC  |
| L    | 14.61      | 15.88 | .575   | .625 |
| L1   | 2.29       | 2.79  | .090   | .110 |
| L2   | 1.02       | 1.40  | .040   | .055 |
| L3   | 1.27       | 1.78  | .050   | .070 |
| L4   | 0          | 0.13  | 0      | .005 |

1. Gate  
2. Drain  
3. Source  
4. Drain

### TO-247 Outline

| SYM | INCHES |      | MILLIMETERS |       |
|-----|--------|------|-------------|-------|
|     | MIN    | MAX  | MIN         | MAX   |
| A   | .185   | .209 | 4.7         | 5.3   |
| A1  | .087   | .102 | 2.2         | 2.54  |
| A2  | .059   | .098 | 2.2         | 2.6   |
| b   | .040   | .055 | 1.0         | 1.4   |
| b1  | .065   | .084 | 1.65        | 2.13  |
| b2  | .113   | .123 | 2.87        | 3.12  |
| C   | .016   | .031 | .4          | .8    |
| D   | .819   | .845 | 20.80       | 21.46 |
| E   | .610   | .640 | 15.75       | 16.26 |
| e   | .215   | BSC  | 5.45        | BSC   |
| L   | .780   | .800 | 19.81       | 20.32 |
| L1  |        | .177 |             | 4.50  |
| ØP  | .140   | .144 | 3.55        | 3.65  |
| Q   | .212   | .244 | 5.4         | 6.2   |
| R   | .170   | .216 | 4.32        | 5.49  |
| S   | .242   | BSC  | 6.15        | BSC   |

Pins: 1 - Gate  
2 - Drain  
3 - Source

### TO-220 Outline

| SYM | INCHES |      | MILLIMETERS |       |
|-----|--------|------|-------------|-------|
|     | MIN    | MAX  | MIN         | MAX   |
| A   | .170   | .190 | 4.32        | 4.83  |
| b   | .025   | .040 | 0.64        | 1.02  |
| b1  | .045   | .065 | 1.15        | 1.65  |
| c   | .014   | .022 | 0.35        | 0.56  |
| D   | .580   | .630 | 14.73       | 16.00 |
| E   | .390   | .420 | 9.91        | 10.66 |
| e   | .100   | BSC  | 2.54        | BSC   |
| F   | .045   | .055 | 1.14        | 1.40  |
| H1  | .230   | .270 | 5.85        | 6.85  |
| J1  | .090   | .110 | 2.29        | 2.79  |
| k   | 0      | .015 | 0           | 0.38  |
| L   | .500   | .550 | 12.70       | 13.97 |
| L1  | .110   | .230 | 2.79        | 5.84  |
| ØP  | .139   | .161 | 3.53        | 4.08  |
| Q   | .100   | .125 | 2.54        | 3.18  |

Pins: 1 - Gate  
2 - Drain  
3 - Source

IXYS Reserves The Right to Change Limits, Test Conditions, and Dimensions.

|  |           |           |           |           |              |              |              |              |              |             |
|--|-----------|-----------|-----------|-----------|--------------|--------------|--------------|--------------|--------------|-------------|
| IXYS MOSFETs and IGBTs are covered by one or more of the following U.S. patents: | 4,835,592 | 4,931,844 | 5,049,961 | 5,237,481 | 6,162,665    | 6,404,065 B1 | 6,683,344    | 6,727,585    | 7,005,734 B2 | 7,157,338B2 |
|  | 4,860,072 | 5,017,508 | 5,063,307 | 5,381,025 | 6,259,123 B1 | 6,534,343    | 6,710,405 B2 | 6,759,692    | 7,063,975 B2 |             |
|  | 4,881,106 | 5,034,796 | 5,187,117 | 5,486,715 | 6,306,728 B1 | 6,583,505    | 6,710,463    | 6,771,478 B2 | 7,071,537    |             |

Fig. 1. Output Characteristics @  $T_J = 25^\circ\text{C}$

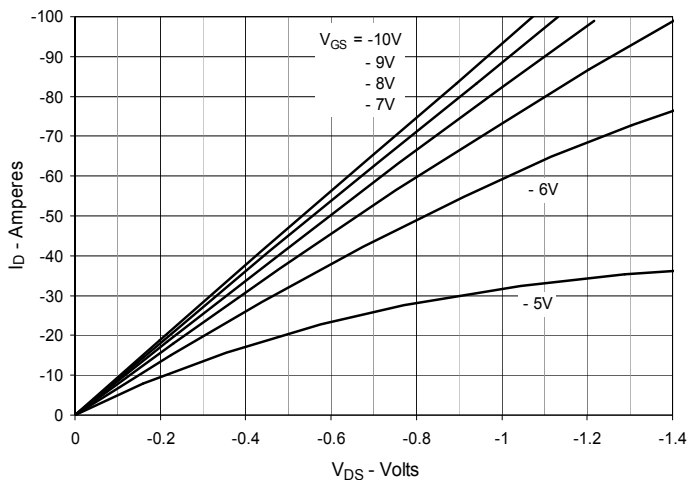


Fig. 2. Extended Output Characteristics @  $T_J = 25^\circ\text{C}$

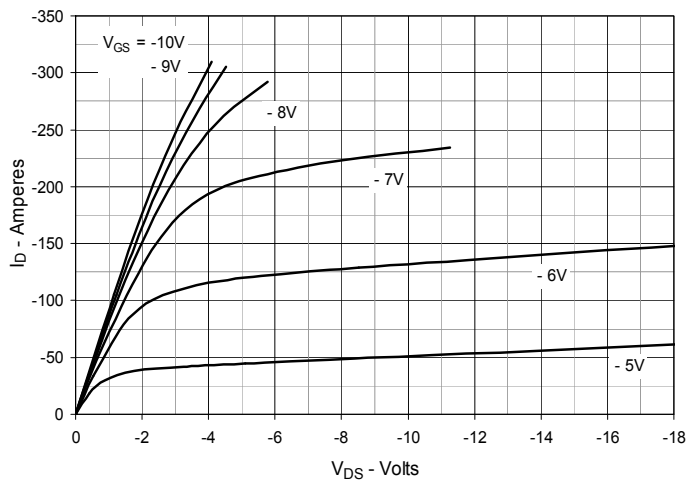


Fig. 3. Output Characteristics @  $T_J = 125^\circ\text{C}$

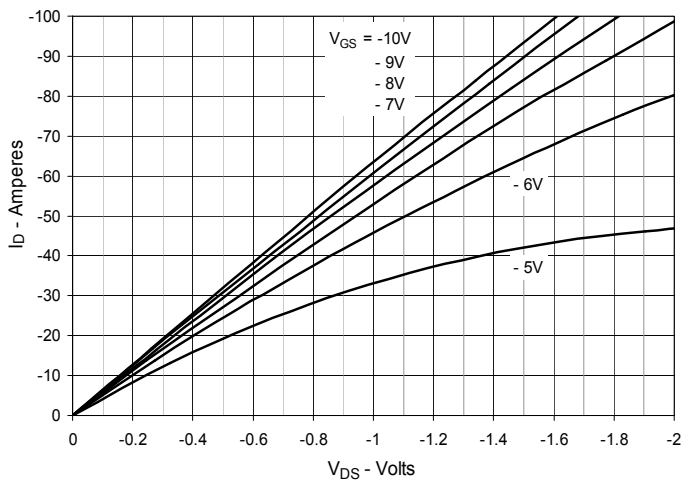


Fig. 4.  $R_{DS(on)}$  Normalized to  $I_D = -48\text{A}$  Value vs. Junction Temperature

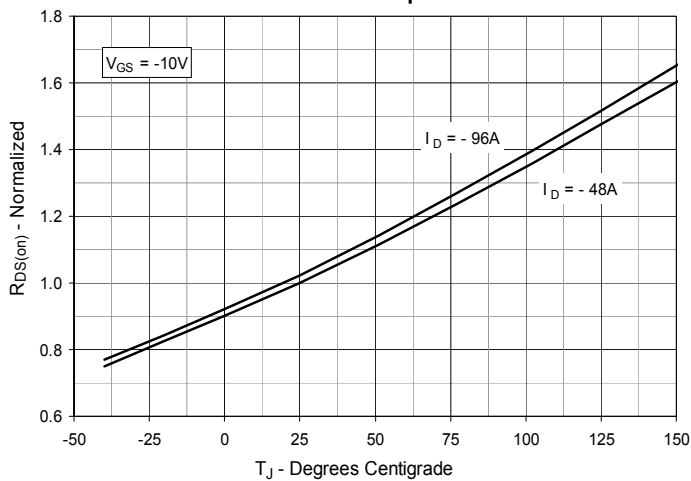


Fig. 5.  $R_{DS(on)}$  Normalized to  $I_D = -48\text{A}$  Value vs. Drain Current

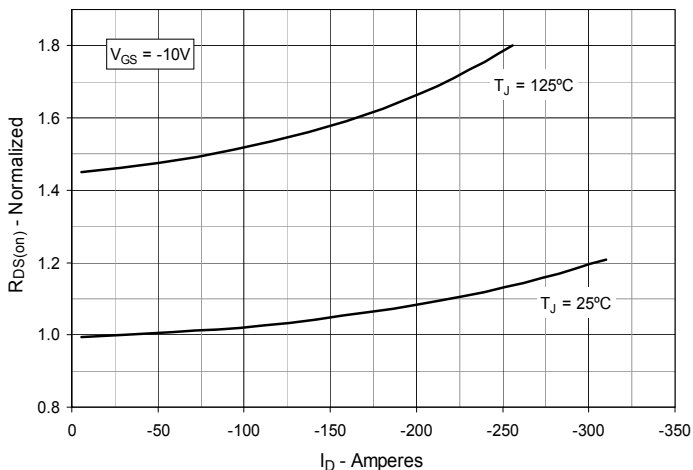


Fig. 6. Maximum Drain Current vs. Case Temperature

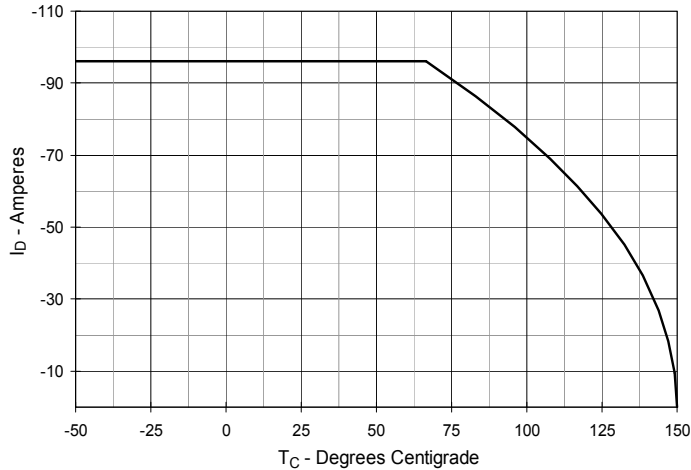


Fig. 7. Input Admittance

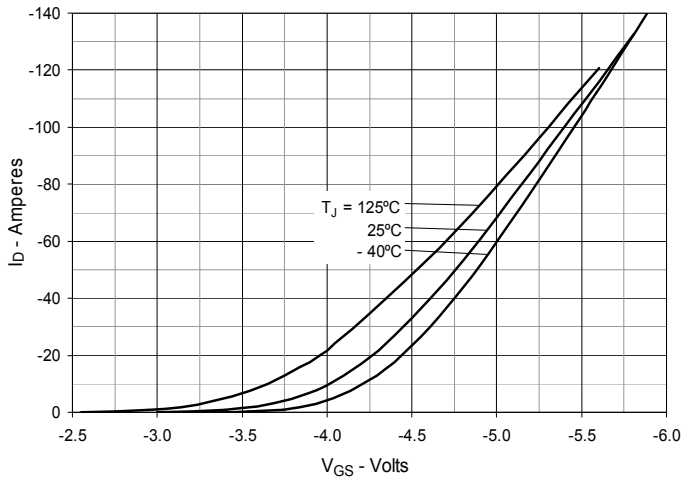


Fig. 8. Transconductance

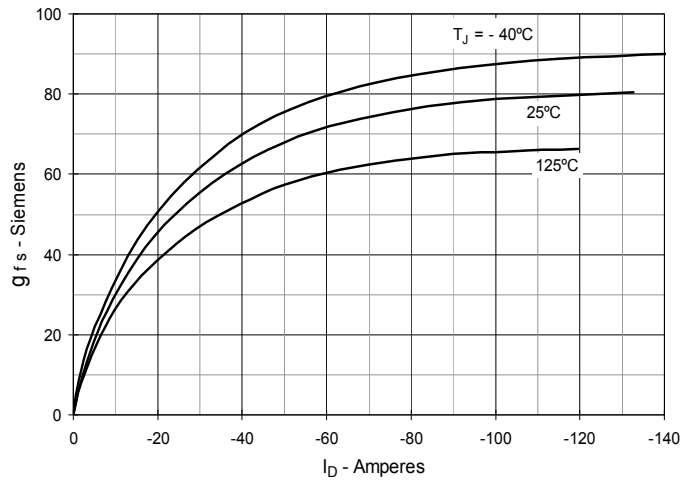


Fig. 9. Forward Voltage Drop of Intrinsic Diode

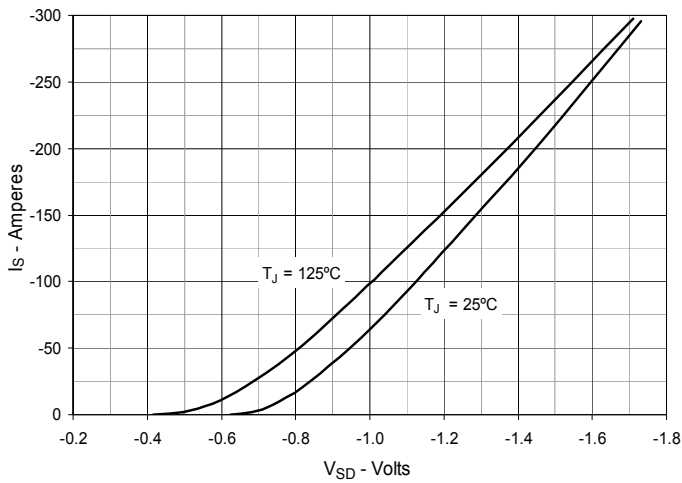


Fig. 10. Gate Charge

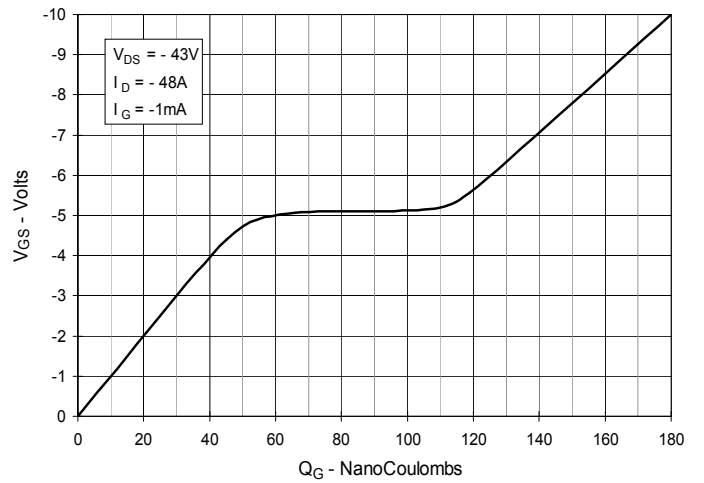


Fig. 11. Capacitance

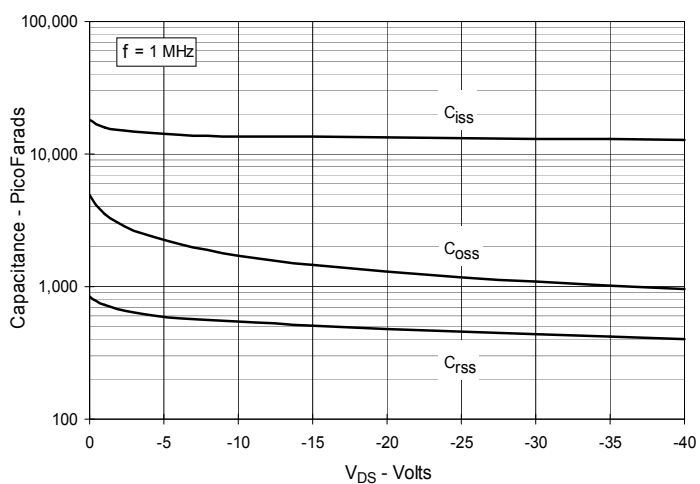
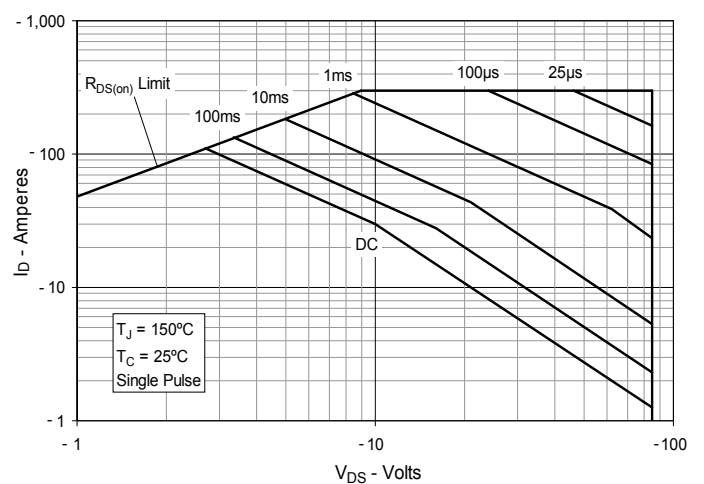
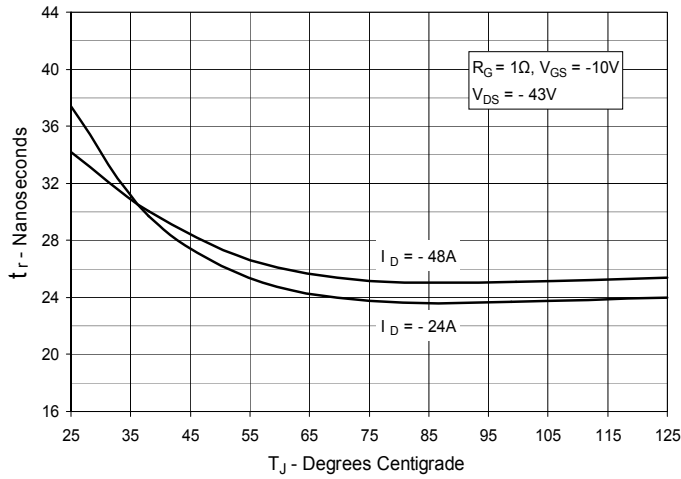


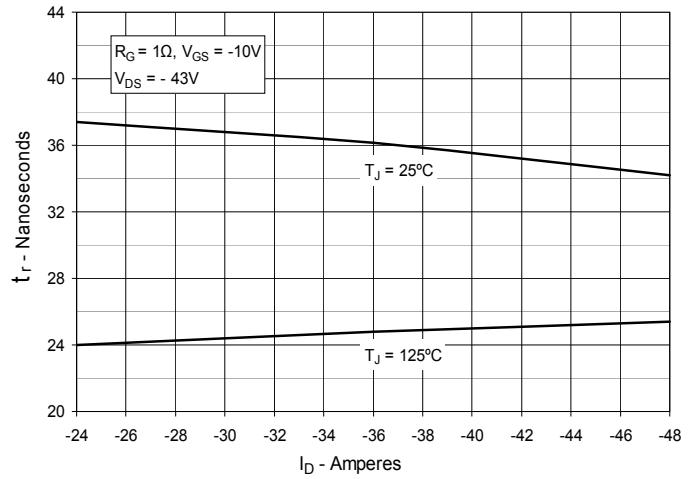
Fig. 12. Forward-Bias Safe Operating Area



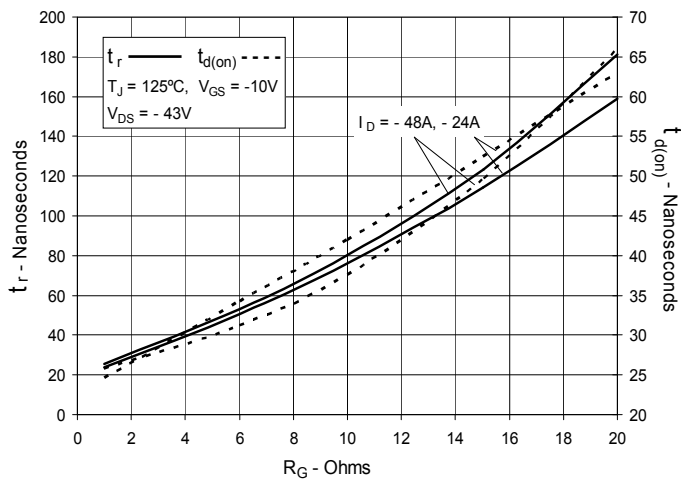
**Fig. 13. Resistive Turn-on Rise Time vs. Junction Temperature**



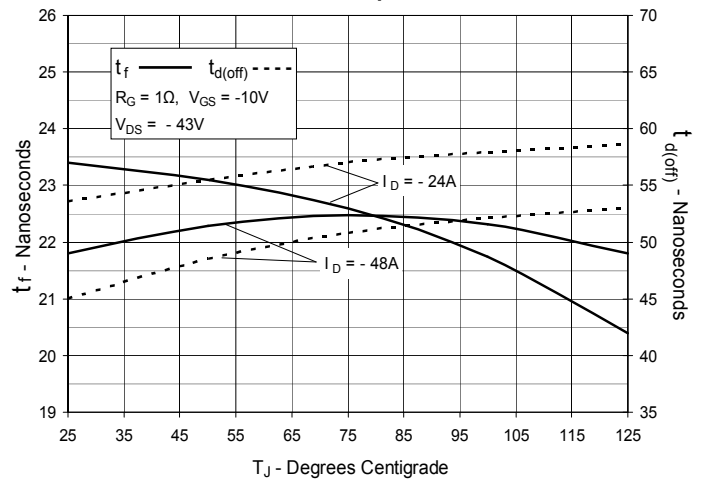
**Fig. 14. Resistive Turn-on Rise Time vs. Drain Current**



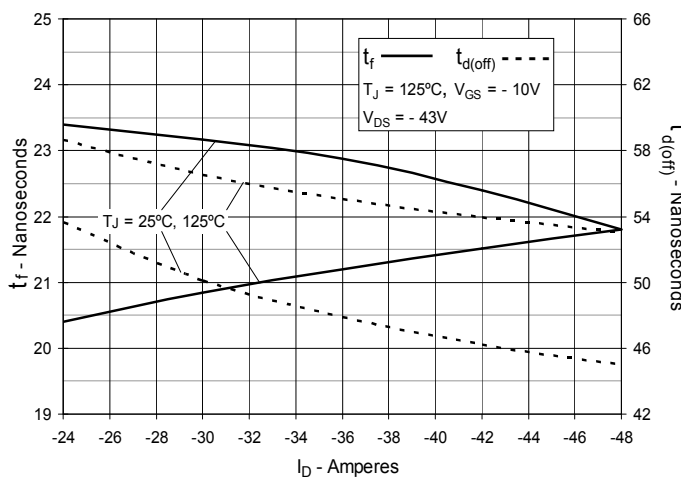
**Fig. 15. Resistive Turn-on Switching Times vs. Gate Resistance**



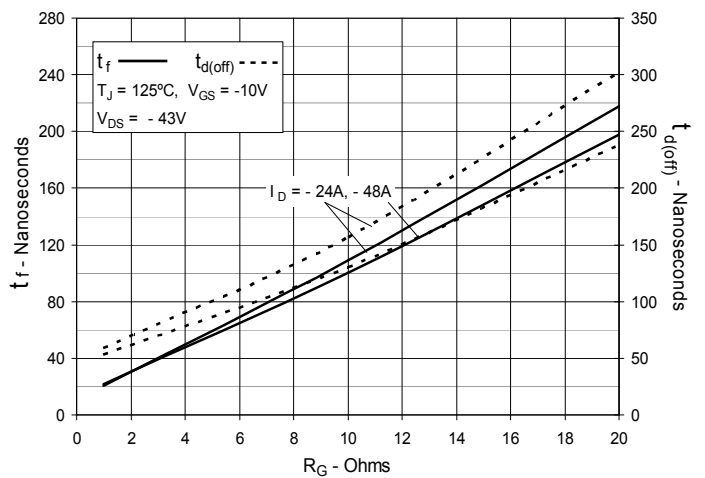
**Fig. 16. Resistive Turn-off Switching Times vs. Junction Temperature**



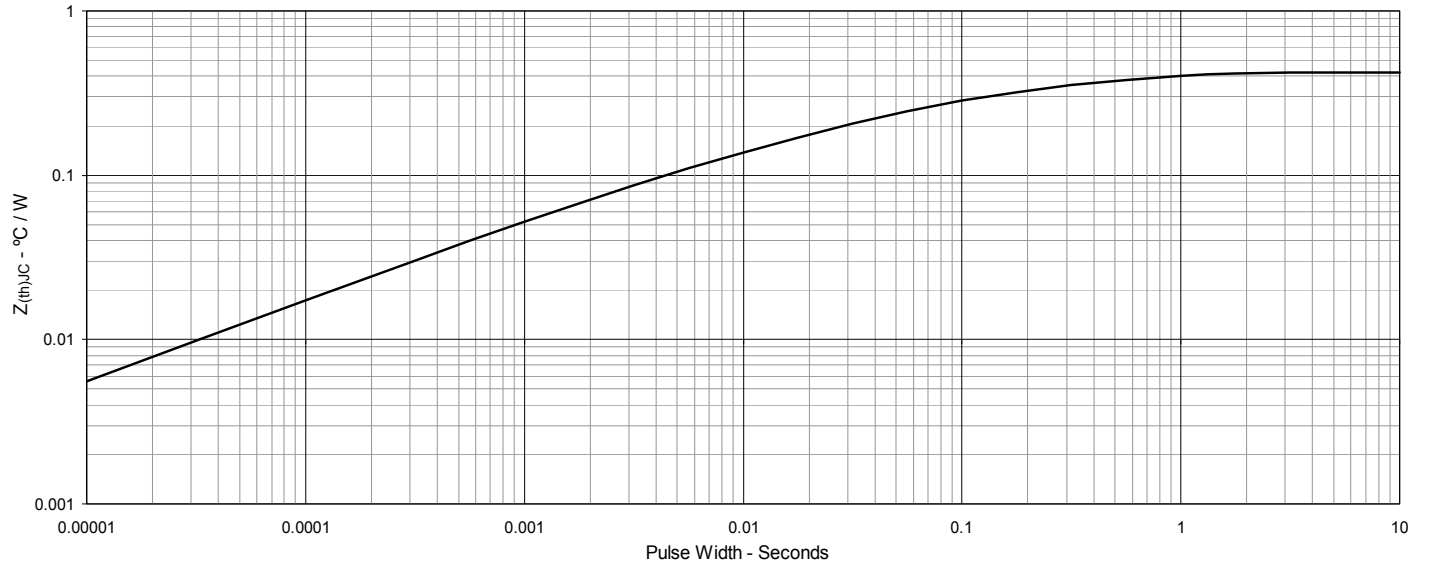
**Fig. 17. Resistive Turn-off Switching Times vs. Drain Current**



**Fig. 18. Resistive Turn-off Switching Times vs. Gate Resistance**



**Fig. 19. Maximum Transient Thermal Impedance**





---

Disclaimer Notice - Information furnished is believed to be accurate and reliable. However, users should independently evaluate the suitability of and test each product selected for their own applications. Littelfuse products are not designed for, and may not be used in, all applications. Read complete Disclaimer Notice at [www.littelfuse.com/disclaimer-electronics](http://www.littelfuse.com/disclaimer-electronics).

## X-ON Electronics

Largest Supplier of Electrical and Electronic Components

*Click to view similar products for [MOSFET](#) category:*

*Click to view products by [Littelfuse](#) manufacturer:*

Other Similar products are found below :

[IRFD120](#) [JANTX2N5237](#) [BUK455-60A/B](#) [BUZ80](#) [MIC4420CM-TR](#) [VN1206L](#) [NDP4060](#) [SI4482DY](#) [IPS70R2K0CEAKMA1](#) [SQD23N06-31L-GE3](#) [TK16J60W,S1VQ\(O](#) [2SK2614\(TE16L1,Q\)](#) [DMN1017UCP3-7](#) [DMN1053UCP4-7](#) [SQJ469EP-T1-GE3](#) [NTE2384](#)  
[DMC2700UDMQ-7](#) [DMN2080UCB4-7](#) [DMN61D9UWQ-13](#) [US6M2GTR](#) [DMN31D5UDJ-7](#) [DMP22D4UFO-7B](#) [DMN1006UCA6-7](#)  
[DMN16M9UCA6-7](#) [STF5N65M6](#) [IRF40H233XTMA1](#) [STU5N65M6](#) [DMN6022SSD-13](#) [DMN13M9UCA6-7](#) [DMTH10H4M6SPS-13](#)  
[DMN2990UFB-7B](#) [IPB80P04P405ATMA2](#) [2N7002W-G](#) [MCAC30N06Y-TP](#) [MCQ7328-TP](#) [NTMC083NP10M5L](#) [NVMFS2D3P04M8LT1G](#)  
[BXP7N65D](#) [BXP4N65F](#) [AOL1454G](#) [WMJ80N60C4](#) [BXP2N20L](#) [BXP2N65D](#) [BXT1150N10J](#) [BXT1700P06M](#) [TSM60NB380CP](#) [ROG](#)  
[RQ7L055BGTGR](#) [DMNH15H110SK3-13](#) [SLF10N65ABV2](#) [BSO203SP](#)