


LFUSCD20120B



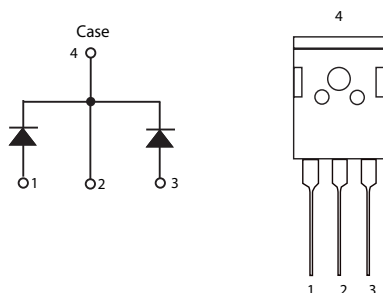
Description

The LFUSCD series of silicon carbide (SiC) Schottky diodes has near-zero recovery current, high surge capability, and a maximum operating junction temperature of 175 °C. The diode series is ideal for applications where improvements in efficiency, reliability, and thermal management are desired.

Features

- Positive temperature coefficient for safe operation and ease of paralleling
- 175 °C maximum operating junction temperature
- Enhanced surge capability
- Extremely fast, temperature-independent switching behavior
- Dramatically reduced switching losses compared to Si bipolar diodes

Circuit Diagram



Applications

- Boost diodes in power factor correction
- Switch-mode power supplies
- Uninterruptible power supplies
- Solar inverters
- Industrial motor drives

Maximum Ratings

Characteristics	Symbol	Conditions	Max. (Leg / Device)	Unit
DC Blocking Voltage	V_R	-	1200	V
Repetitive Peak Reverse Voltage, $T_j = 25\text{ °C}$	V_{RRM}		1200	V
Maximum DC Forward Current	I_F	$T_C = 142\text{ °C}$	10 / 20	A
Non-Repetitive Forward Surge Current	I_{FSM}	$T_C = 25\text{ °C}$, 8.3 ms, half sine pulse	80 / 160	A
Power Dissipation	P_{Tot}	$T_C = 25\text{ °C}$	136 / 272	W
		$T_C = 142\text{ °C}$	30 / 60	
Maximum Operating Junction Temperature	$T_{J,MAX}$		175	°C
Storage Temperature	T_{STG}		-55 to 175	°C
Soldering Temperatures, Wavesoldering Only Allowed at Leads	T_{sold}	1.6 mm from case for 10s	260	°C

Electrical Characteristics

Characteristics	Symbol	Conditions	Value (Leg / Device)			Unit
			Min.	Typ.	Max.	
Forward Voltage	V_F	$I_F = 20\text{ A}, T_J = 25\text{ }^\circ\text{C}$	-	1.5	1.7	V
		$I_F = 20\text{ A}, T_J = 175\text{ }^\circ\text{C}$	-	2.5	3	
Reverse Current	I_R	$V_R = 1200\text{ V}, T_J = 25\text{ }^\circ\text{C}$	-	30 / 60	250 / 500	μA
		$V_R = 1200\text{ V}, T_J = 175\text{ }^\circ\text{C}$	-	60 / 120	800 / 1600	
Total Capacitive Charge	Q_C	$V_R = 600\text{ V}, I_F = 20\text{ A}, di/dt = 250\text{ A}/\mu\text{s}$	-	35 / 70	-	nC
Total Capacitance	C	$V_R = 1\text{ V}, f = 1\text{ MHz}$	-	500 / 1000	-	pF
		$V_R = 300\text{ V}, f = 1\text{ MHz}$	-	50 / 100	-	
		$V_R = 600\text{ V}, f = 1\text{ MHz}$	-	36 / 72	-	

Footnote: $T_J = +25\text{ }^\circ\text{C}$ unless otherwise specified

Thermal Characteristics

Characteristics	Symbol	Conditions	Value (Leg / Device)			Unit
			Min.	Typ.	Max.	
Thermal Resistance	$R_{\theta JC}$	-	-	-	1.1 / 0.55	$^\circ\text{C}/\text{W}$

Figure 1: Typical Reverse Characteristics

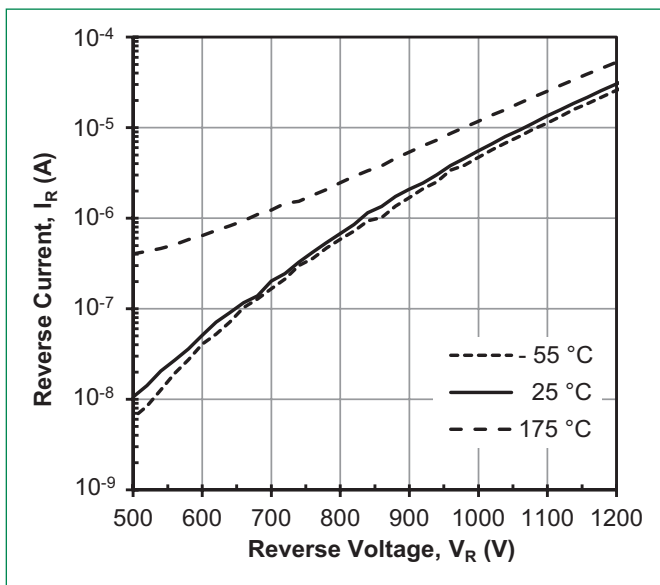


Figure 2: Typical Forward Characteristics

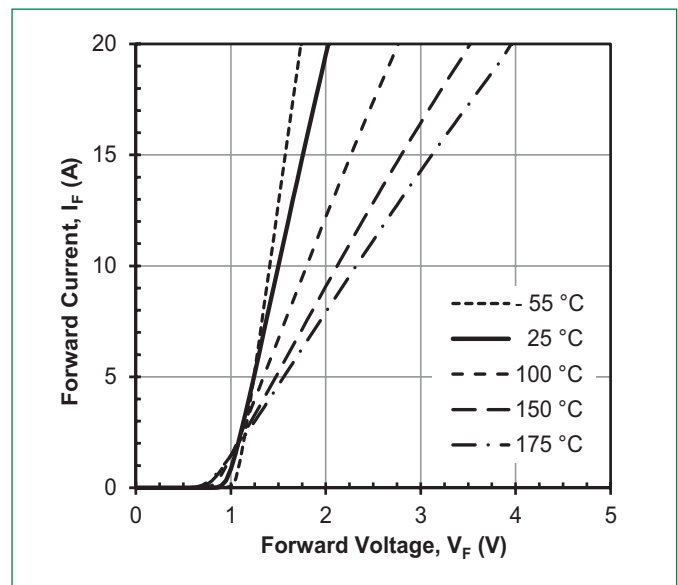


Figure 3: Power Dissipation

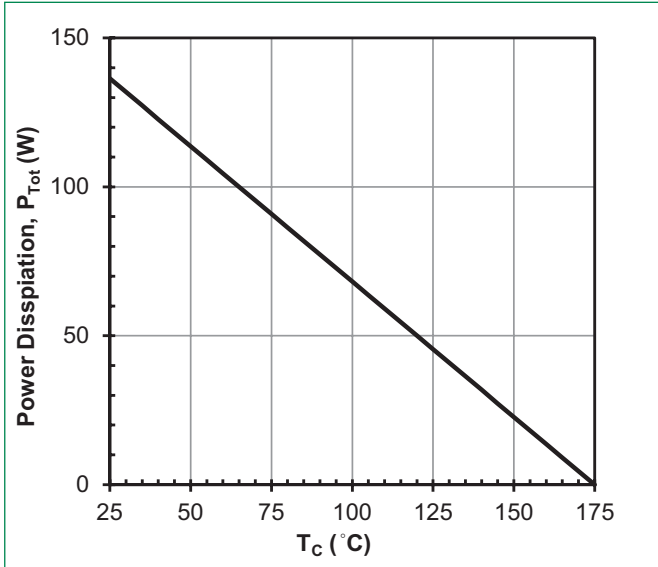


Figure 4: Diode Forward Current

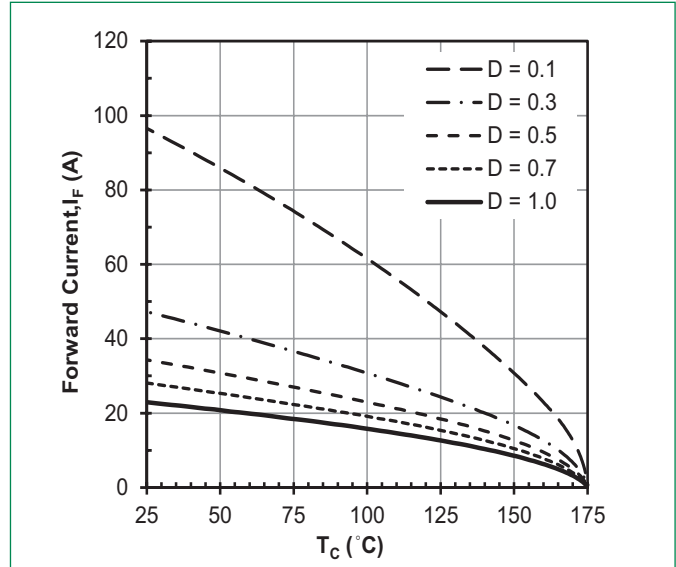


Figure 5: Capacitance vs. Reverse Voltage

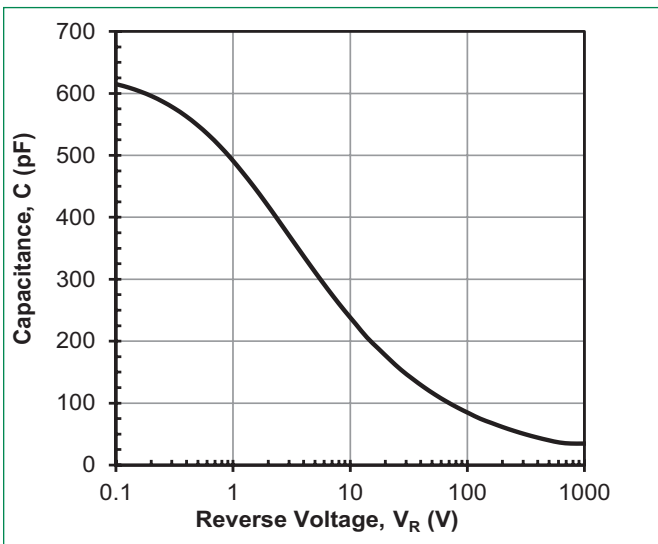
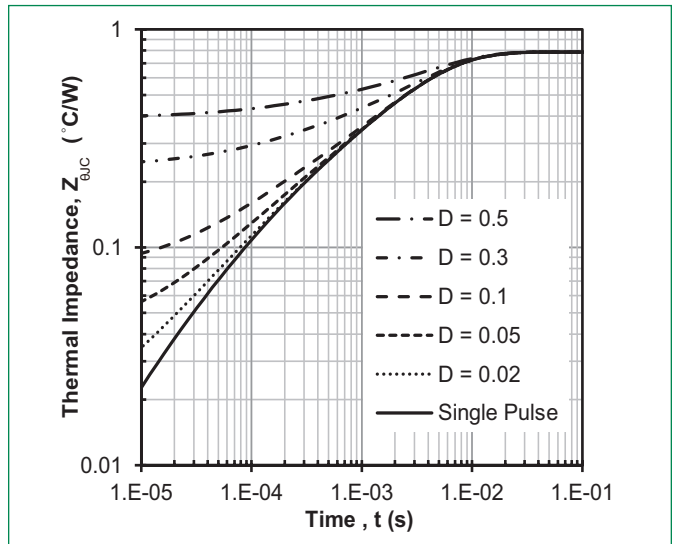
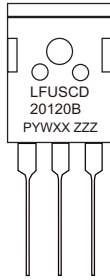


Figure 6: Transient Thermal Impedance



Part Marking System



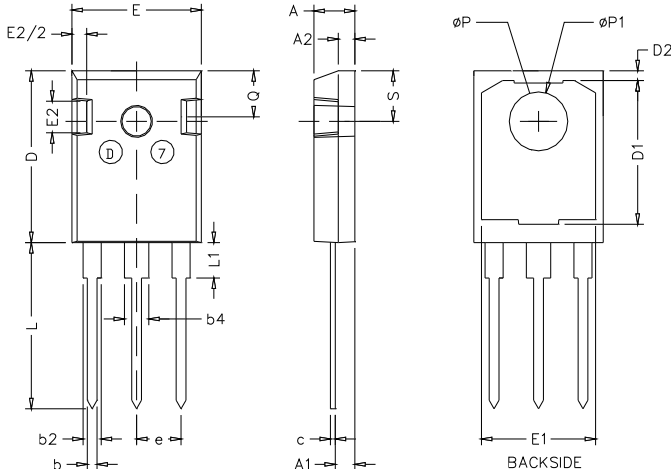
LFU = Littelfuse
 SCD = SiC diode
 20 = Current Rating (20A)
 120 = Voltage Rating (1200V)
 B = TO-247-3 package
 PYWXX ZZZ = Date Code
 ZZZ = Lot Number

Date code notes:
 P = assembly code
 Y = year
 W = week
 XX = sequential build number

Packing Options

Part Number	Marking	Packing Mode	M.O.Q
LFUSCD20120B	LFUSCD20120B	30 pcs / Tube	240

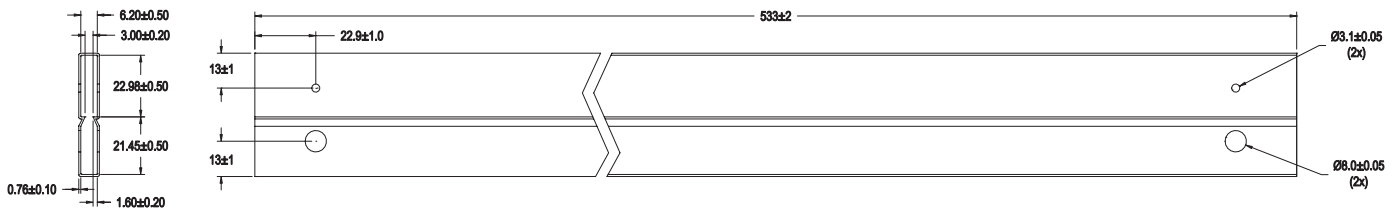
Dimensions-Package TO-247 3-lead



Symbol	Inches		
	Min	Nom	Max
A	0.193	0.198	0.203
A1	0.900	0.950	0.100
A2	0.073	0.078	0.083
b	0.042	0.047	0.052
b2	0.075	0.080	0.094
b4	0.113	0.118	0.133
C	0.022	0.024	0.027
D	0.820	0.825	0.830
D1	0.684	0.690	0.696
D2	0.042	0.047	0.052
E	0.621	0.626	0.631
E1	0.547	0.552	0.557
E2	0.135	0.146	0.157
E2/2	0.081	0.088	0.095
e	0.215 BSC		
L	0.789	0.794	0.799
L1	0.164	0.170	0.176
øP	0.140	0.142	0.144
øP1	0.278	0.283	0.288
Q	0.216	0.221	0.226
S	0.238	0.243	0.248

Mounting	M3/M3.5	1Nm
Torque	Screw	8.8 lbf-in

Packing Specification (Tube for TO-247 3-lead)



X-ON Electronics

Largest Supplier of Electrical and Electronic Components

Click to view similar products for [Schottky Diodes & Rectifiers](#) category:

Click to view products by [Littelfuse](#) manufacturer:

Other Similar products are found below :

[MA4E2039](#) [D1FH3-5063](#) [MBR10100CT-BP](#) [MBR1545CT](#) [MMBD301M3T5G](#) [RB160M-50TR](#) [RB551V-30](#) [BAS16E6433HTMA1](#) [BAT](#)
[54-02LRH E6327](#) [NSR05F40QNXT5G](#) [NTE555](#) [JANS1N6640](#) [SB07-03C-TB-H](#) [SB1003M3-TL-W](#) [SK310-T](#) [SK32A-LTP](#) [SK34B-TP](#)
[SS3003CH-TL-E](#) [GA01SHT18](#) [CRS10I30A\(TE85L,QM](#) [MA4E2501L-1290](#) [MBRB30H30CT-1G](#) [SB007-03C-TB-E](#) [SK32A-TP](#) [SK33B-TP](#)
[SK38B-TP](#) [NRVBM120LT1G](#) [NTE505](#) [NTSB30U100CT-1G](#) [SS15E-TP](#) [VS-6CWQ10FNHM3](#) [ACDBA1100LR-HF](#) [ACDBA1200-HF](#)
[ACDBA140-HF](#) [ACDBA2100-HF](#) [ACDBA3100-HF](#) [CDBQC0530L-HF](#) [CDBQC0240LR-HF](#) [ACDBA260LR-HF](#) [ACDBA1100-HF](#)
[SK310B-TP](#) [MA4E2502L-1246](#) [MA4E2502H-1246](#) [NRVBM120ET1G](#) [NSR01L30MXT5G](#) [NTE573](#) [NTE6081](#) [SB560](#) [PMAD1108-LF](#)
[SD103ATW-TP](#)