

MRPR-3 19.7mm Miniature Reed Switch



Description

The MRPR-3 Reed Switch is a miniature, normally open switch with a 19.69mm long x 2.84mm diameter (0.770" x .112") glass envelope, capable of switching up to 200Vdc at 50W. The MRPR-3 has high insulation resistance of 10^{10} ohms minimum and contact resistance less than 100 milli-ohms.

Features

- Miniature normally open switch
- Switch contacts capable of switching 200Vdc or 1.5A at up to 50W.
- Available sensitivity range 22-43 AT

Benefits

- Hermetically sealed switch contacts are not affected by and have no effect on their external environment
- Zero operating power required for contact
- Power switching with a miniature switch

Applications

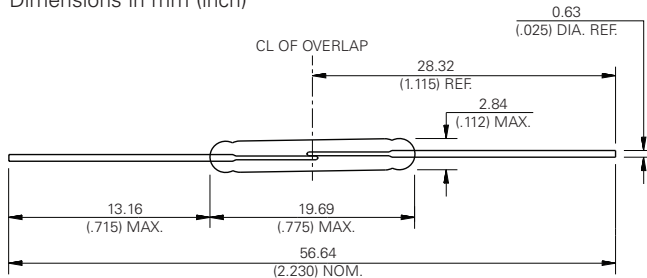
- Limit Switching
- Telephone Line Switching
- Office Equipments
- Heavy Load Switching
- Light Inductive Loads

Agency Approvals

Agency	Agency File Number	Ampere-Turns Range
	E47258 E471070	22-43 AT
	DEMKO 14 ATEX 1393U	22-43 AT

Dimensions

Dimensions in mm (inch)



Switch Type

Contact Form	A (SPST-NO)
Materials	Body: Glass Leads: Tin-plated Ni-Fe wire

Note: SPST-NO = Single-pole, single-throw, normally open

Electrical Ratings

Contact Rating ¹		W/VA - max.	50
Voltage ³	Switching ²	Vdc - max.	200
	Breakdown ⁴	Vac - max.	140
		Vdc - min.	300
Current ³	Switching ²	Adc - max.	1.5
	Carry	Aac - max.	1.1
		Adc - max.	3.0
Resistance	Contact, Initial Insulation	Ω - max.	0.100
		Ω - min.	10^{10}
Capacitance	Contact	pF - typ.	0.2
Temperature	Operating	$^{\circ}\text{C}$	-40 to +125
	Storage ⁵	$^{\circ}\text{C}$	-65 to +125

Notes:

1. Contact rating - Product of the switching voltage and current should never exceed the wattage rating. Contact Littelfuse for additional load/life information.
2. When switching inductive and/or capacitive loads, the effects of transient voltages and/or currents should be considered. Refer to Application Notes AN108A and AN107 for details.
3. Electrical Load Life Expectancy - Contact Littelfuse with voltage, current values along with type of load.
4. Breakdown Voltage - per MIL-STD-202, Method 301.
5. Storage Temperature - Long time exposure at elevated temperature may degrade solderability of the leads

MRPR-3 19.7mm Miniature Reed Switch

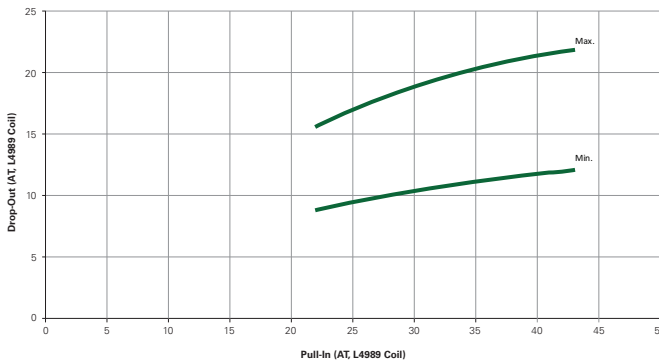
Product Characteristics

Operating Characteristics		
Operate Time ¹		0.75ms - max.
Release Time ¹		0.3ms - max.
Shock ²	11ms 1/2 sine wave	100G - max.
Vibration ²	50-2000 Hertz	30G - max.
Resonant Frequency		2.1kHz - typ.
Magnetic Characteristics		
Pull-In Range ³	Ampere Turns	22-43
Rating Sensitivity ⁴	Ampere Turns	22
Test Coil		L4989

Notes:

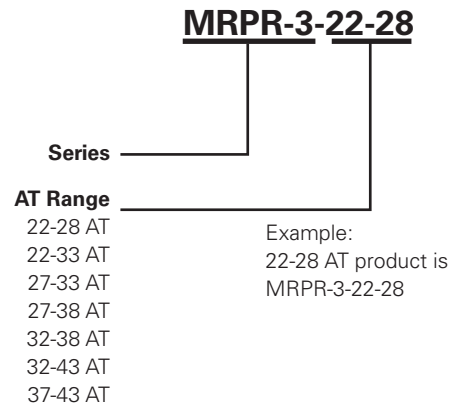
- Operate (including bounce)/Release Time - per EIA/NARM RS-421-A, diode suppressed coil (Coil II).
- Shock and Vibration - per EIA/NARM RS-421-A and MIL-STD-202.
- Pull-In Range - Contact Littelfuse for narrower AT ranges available.
- Rating Sensitivity - The value at which contact ratings and operating characteristics are determined. Derating may be required below this value.
- Custom modifications of forming and/or cutting of reed switches are available. Please contact Littelfuse.

Drop-Out vs. Pull-In Chart



Note: Chart represents the range of Drop-Out, min to max for a given Pull-In value.

Part Numbering System



Note: These AT values are the before-modification values of the bare reed switch.

Additional Information



Datasheet



Resources



Samples

Packaging

Packaging Option	Packaging Specification	Quantity	Quantity & Packaging Code	Taping Width
Bulk	Bulk	1000	N/A	N/A

X-ON Electronics

Largest Supplier of Electrical and Electronic Components

Click to view similar products for [Magnetic/Reed Switches](#) category:

Click to view products by [Littelfuse](#) manufacturer:

Other Similar products are found below :

[59200-020](#) [MDSR-4-12-23](#) [MMRB20006](#) [PSW-21](#) [AMS-17-B](#) [AMS-20MG](#) [AMS-37-G_W/Brk](#) [AMS-38S-I](#) [AMS-38SW](#) [AMS-39B-B](#)
[AMS-39B-W](#) [HRB10030](#) [2116900170](#) [AMS-10S-B](#) [AMS-25B-B](#) [AMS-37BROWN](#) [AMS-38MG](#) [AMS-38SB](#) [AMS-9-B](#) [AMS-T10C\(B\)](#)
[4350238](#) [505-171W WHITE](#) [505-211B](#) [505-391G](#) [505-5114W WHITE](#) [505-70B](#) [507-382B](#) [BMC-33B](#) [HM00-01800](#) [4350186](#) [505-101-GC](#)
[505-101-GS](#) [505-101WC](#) [505-101-WS](#) [505-172W](#) [505-201W](#) [505-392W](#) [505-90G](#) [505-90I](#) [507-381BB](#) [RSW-21A-I](#) [ODC-56B](#) [FF6-21-DC-](#)
[03-SS](#) [FF6-11-AC-06](#) [FF6-21-AC-06](#) [DRR-129\(42-48\)](#) [ODC-56A](#) [AMS-10MGW](#) [AMS-37B GRAY](#) [649.0642.305](#)