

Pxxx0S3N Series

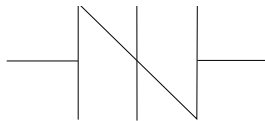
High Surge Current SIDACtor® - D0214AB



Agency Approvals

Agency	Agency File Number
	E133083

Schematic Symbol



Description

The Pxxx0S3N Series DO-214AB thyristors are components designed to protect equipment located in hostile environments from overvoltage transients.

The Pxxx0S3N Series protect exposed interfaces in industrial and ICT applications, such as RS-485 data interfaces or AC and DC power supplies. These components' switching voltage V_S are much lower than alternative Gas Discharge Tubes (GDT), and on-state voltage V_T are much lower than alternative GDTs, Metal Oxide Varistors (MOV) and TVS Diodes.

This Pxxx0S3N series are rated 3000A 8/20 μ s, enabling equipment compliance with regulatory and customer surge requirements.

Features and Benefits

- Low voltage overshoot
- Low on-state voltage
- Component properties do not degrade after multiple surge events within its limits
- Fails short circuit when surged in excess of ratings
- Fast response in microseconds
- 3000A 8/20 μ s Surge Rating
- RoHS Compliant and Halogen-Free
- Pb-free E3 means 2nd level interconnect is Pb-free and the terminal finish material is tin (Sn) (IPC/JEDEC J-STD609A.01)

Applicable Global Standards

- TIA-968-A
- TIA-968-B
- ITU K.20/21 Enhanced Level
- ITU K.20/21 Basic Level
- GR 1089 Inter-building
- GR 1089 Intra-building
- IEC 61000-4-5, 2nd Ed
- YD/T 1082
- YD/T 993
- YD/T 950

Electrical Characteristics

Part Number	Marking	V_{DRM} @ $I_{DRM}=5\mu A$	V_S @ 100V/ μ s	I_H	I_S	I_T	V_T @ $I_T=2.2A$	Capacitance @ 1MHz, 2V bias	
		V min	V max	mA min	mA max	A max	V max	pF min	pF max
P0080S3NLRP	P-8N	6	25	50	800	2.2	4	80	150
P0300S3NLRP	P03N	30	45	50	800	2.2	4	80	150
P0640S3NLRP	P06N	58	77	50	800	2.2	4	150	550
P0720S3NLRP	P07N	65	88	50	800	2.2	4	150	550
P0900S3NLRP	P09N	75	98	50	800	2.2	4	150	550
P1100S3NLRP	P11N	90	130	50	800	2.2	4	150	450
P1300S3NLRP	P13N	120	160	50	800	2.2	4	150	450
P1500S3NLRP	P15N	140	180	50	800	2.2	4	150	450
P1900S3NLRP	P19N	155	220	50	800	2.2	4	150	450
P2300S3NLRP	P23N	180	260	50	800	2.2	4	150	450
P2600S3NLRP	P26N	220	300	50	800	2.2	4	150	450
P3100S3NLRP	P31N	275	350	50	800	2.2	4	150	450
P3500S3NLRP	P35N	320	400	50	800	2.2	4	150	450
P3800S3NLRP	P38N	350	430	50	800	2.2	4	150	450

Notes:

- Absolute maximum ratings measured at $T_A=25^\circ C$ (unless otherwise noted).
- Components are bi-directional (unless otherwise noted).

Pxxx0S3N Series

High Surge Current SIDACtor® - D0214AB

Surge Ratings


Series	I_{PP}	I_{TSM} 50 / 60 Hz	di/dt
	8/20 ¹ 1.2/50 ²		
	A min		
N	2500/3000	250	420

Notes:

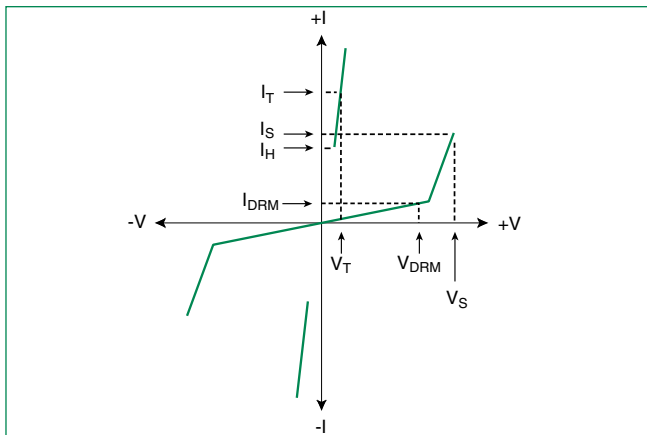
1. Current waveform in μs
2. Voltage waveform in μs
3. Surge Rating 2500A for P0080S3NLRP and P0300S3NLRP

- Peak pulse current rating (I_{PP}) is repetitive and guaranteed for the life of the product.
- I_{PP} ratings applicable over temperature range of -40°C to +85°C
- The device must initially be in thermal equilibrium with -40°C ≤ T_J ≤ +150°C

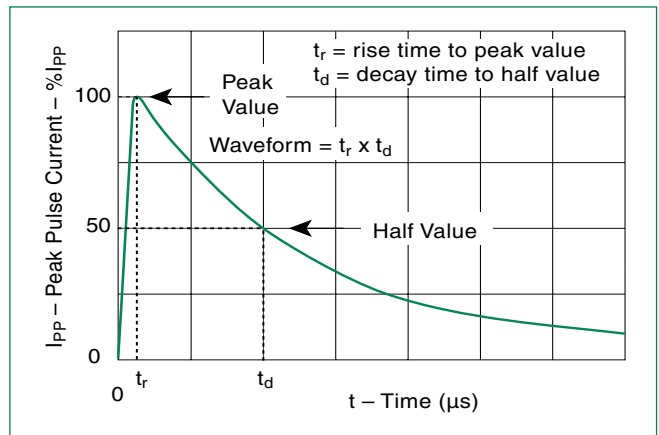
Thermal Considerations

Package	Symbol	Parameter	Value	Unit
DO-214AB 	T_J	Operating Junction Temperature Range	-65 to +150	°C
	T_S	Storage Temperature Range	-65 to +150	°C
	$R_{\theta JA}$	Thermal Resistance: Junction to Ambient	75	°C/W

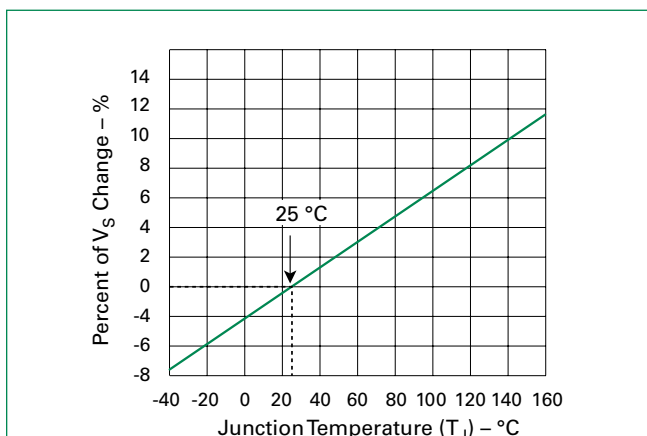
V-I Characteristics



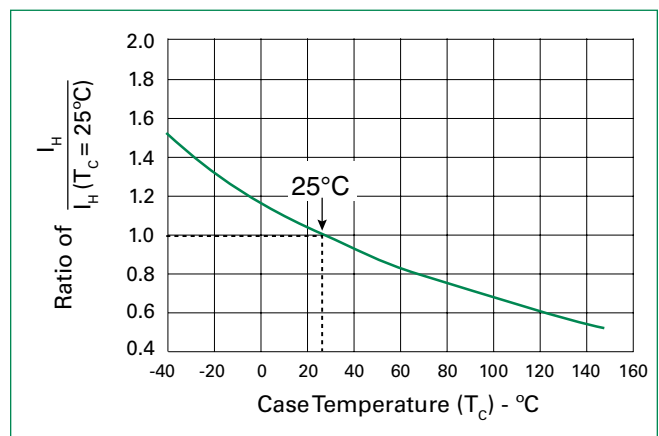
tr x td Pulse Waveform



Normalized V_S Change vs. Junction Temperature



Normalized DC Holding Current vs. Case Temperature

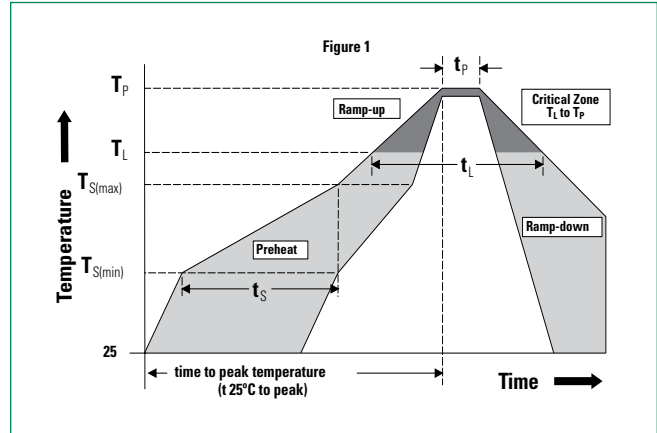


Pxxx0S3N Series

High Surge Current SIDACtor® - D0214AB

Soldering Parameters

Reflow Condition		Pb-Free assembly (see Fig. 1)
Pre Heat	- Temperature Min ($T_{s(min)}$)	+150°C
	- Temperature Max ($T_{s(max)}$)	+200°C
	- Time (Min to Max) (t_s)	60-120 secs.
Average ramp up rate (Liquidus Temp (T_L) to peak)		3°C/sec. Max.
$T_{s(max)}$ to T_L - Ramp-up Rate		3°C/sec. Max.
Reflow	- Temperature (T_L) (Liquidus)	+217°C
	- Temperature (t_l)	60-150 secs.
Peak Temp (T_p)		+260(+0/-5)°C
Time within 5°C of actual Peak Temp (t_p)		30 secs. Max.
Ramp-down Rate		6°C/sec. Max.
Time 25°C to Peak Temp (T_p)		8 min. Max.
Do not exceed		+260°C



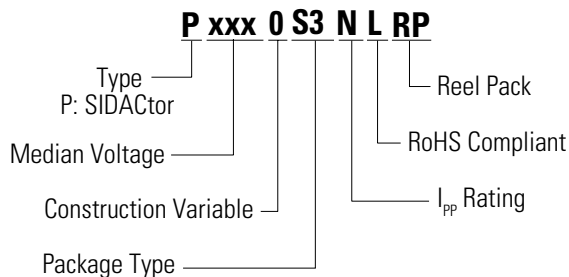
Physical Specifications

Lead Material	Copper Alloy
Terminal Finish	100% Matte-Tin Plated
Body Material	UL Recognized epoxy meeting flammability classification V-0

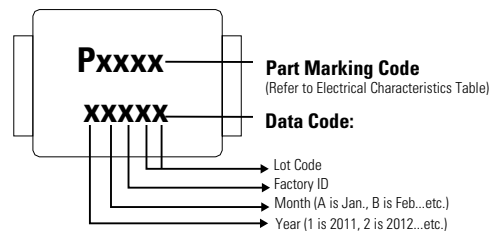
Environmental Specifications

High Temp Voltage Blocking	80% Rated V_{DRM} (V_{AC} Peak) +125°C or +150°C, 504 or 1008 hrs. MIL-STD-750 (Method 1040) JEDEC, JESD22-A-101
Temp Cycling	-65°C to +150°C, 15 min. dwell, 10 up to 100 cycles. MIL-STD-750 (Method 1051) EIA/JEDEC, JESD22-A104
Biased Temp & Humidity	52 V_{DC} (+85°C) 85%RH, 504 up to 1008 hrs. EIA/JEDEC, JESD22-A-101
High Temp Storage	+150°C 1008 hrs. MIL-STD-750 (Method 1031) JEDEC, JESD22-A-101
Low Temp Storage	-65°C, 1008 hrs.
Thermal Shock	0°C to +100°C, 5 min. dwell, 10 sec. transfer, 10 cycles. MIL-STD-750 (Method 1056) JEDEC, JESD22-A-106
Autoclave (Pressure Cooker Test)	+121°C, 100%RH, 2atm, 24 up to 168 hrs. EIA/JEDEC, JESD22-A-102
Resistance to Solder Heat	+260°C, 30 secs. MIL-STD-750 (Method 2031)
Moisture Sensitivity Level	85%RH, +85°C, 168 hrs., 3 reflow cycles (+260°C Peak). JEDEC-J-STD-020, Level 1

Part Numbering



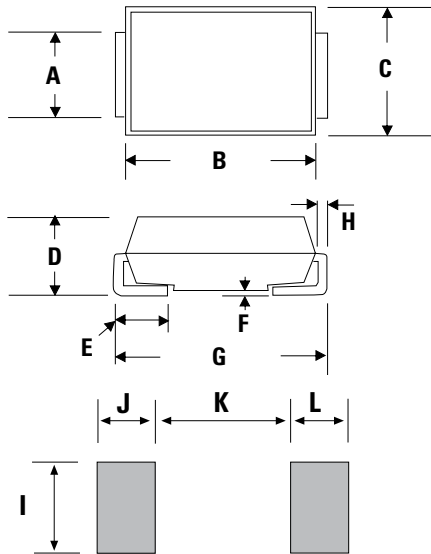
Part Marking



Pxxx0S3N Series

High Surge Current SIDACtor® - D0214AB

Dimensions – DO-214AB

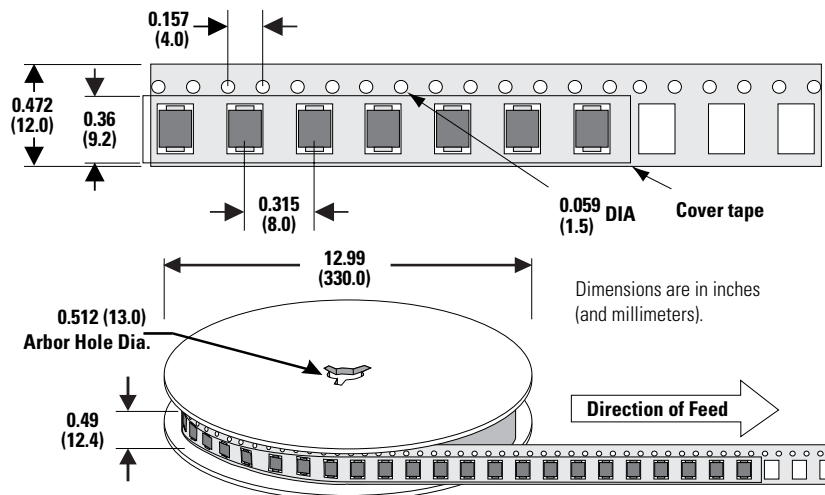


Dimensions	Inches		Millimeters	
	Min	Max	Min	Max
A	0.114	0.126	2.900	3.200
B	0.260	0.280	6.600	7.110
C	0.220	0.245	5.590	6.220
D	0.079	0.103	2.060	2.620
E	0.030	0.060	0.760	1.520
F	-	0.008	-	0.203
G	0.305	0.320	7.750	8.130
H	0.006	0.012	0.152	0.305
I	0.129	-	3.300	-
J	0.094	-	2.400	-
K	-	0.165	-	4.200
L	0.094	-	2.400	-

Packing Options

Package Type	Description	Quantity	Added Suffix	Industry Standard
S3	DO-214AB Tape and Reel Pack	3000	RP	EIA-481-D tape and reel specification

Tape and Reel Specification – DO-214AB



Disclaimer Notice - Littelfuse products are not designed for, and shall not be used for, any purpose (including, without limitation, automotive, military, aerospace, medical, life-saving, life-sustaining or nuclear facility applications, devices intended for surgical implant into the body, or any other application in which the failure or lack of desired operation of the product may result in personal injury, death, or property damage) other than those expressly set forth in applicable Littelfuse product documentation. Warranties granted by Littelfuse shall be deemed void for products used for any purpose not expressly set forth in applicable Littelfuse documentation. Littelfuse shall not be liable for any claims or damages arising out of products used in applications not expressly intended by Littelfuse as set forth in applicable Littelfuse documentation. The sale and use of Littelfuse products is subject to Littelfuse Terms and Conditions of Sale, unless otherwise agreed by Littelfuse. "Littelfuse" includes Littelfuse, Inc., and all of its affiliate entities. <http://www.littelfuse.com/disclaimer-electronics>.

X-ON Electronics

Largest Supplier of Electrical and Electronic Components

Click to view similar products for [Thyristor Surge Protection Devices - TSPD category](#):

Click to view products by [Littelfuse manufacturer](#):

Other Similar products are found below :

[P0720SB](#) [P0720SC](#) [P1100SC](#) [P2300SB](#) [P2300SD](#) [P2600SB](#) [P3500SB](#) [SKKH 57/16E](#) [SKKH 72/08E](#) [NP3100SBT3G](#) [SK20NHMH10](#)
[P3800FNLTP](#) [TISP4P035L1NR-S](#) [TISP4011H1BJR-S](#) [SKKH 162/18E](#) [SKKH 72/16E](#) [SKKH 72/20E H4](#) [SKKH 132/16E](#) [SKKH 172/16E](#)
[TISP4350H3BJR-S](#) [TISP4A265H3BJR](#) [TISP7082F3DR-S](#) [TB0640H-13-F](#) [TB3100H-13-F](#) [TB3100M-13-F](#) [P4200SA](#) [P0300SA](#) [P0080ECL](#)
[P0080Q22CLRP](#) [P0080S3NLRP](#) [P0080SALRP](#) [P0080SAMCLRP](#) [P0080SB](#) [P0080SBLRP](#) [P0080SCLRP](#) [P0080SCMCLRP](#) [P0080SDLRP](#)
[P3203UCLRP](#) [P0220SALRP](#) [P0220SCMCLRP](#) [P0300EAL](#) [P0300ECL](#) [P0300SALRP](#) [P0300SAMCLRP](#) [P0300SBLRP](#) [P0300SCLRP](#)
[P0300SCMCLRP](#) [P3100Q12BLRP](#) [P0640SALRP](#) [P0640SBLRP](#)