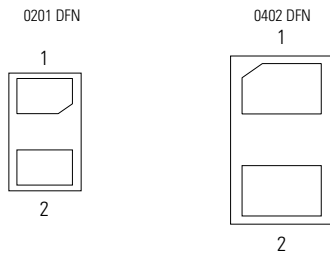


SESD Series Enhanced ESD Discrete TVS

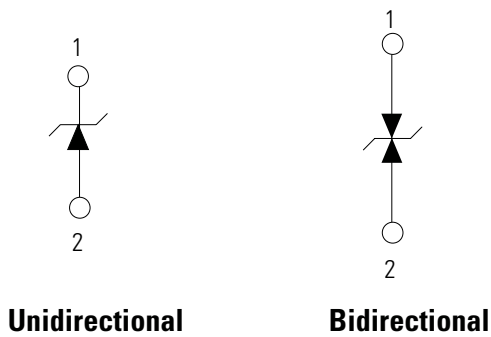


Pinout



Bottom View

Functional Block Diagram



Description

The SESD Series Enhanced ESD Discrete TVS provides ultra low capacitance unidirectional and bidirectional ESD protection for the world's most challenging high speed serial interfaces. Ultra low capacitance helps ensure excellent signal integrity on the most challenging consumer electronics interfaces, such as USB 3.1, HDMI 2.0, DisplayPort, Thunderbolt, and V-by-One[®]. Providing in excess of 22kV contact ESD protection (IEC 61000-4-2) while maintaining extremely low leakage and dynamic resistance, offered in the industry's most popular footprints (0402 and 0201), the SESD series sets higher standards for signal integrity and usability.

Features

- 0.15pF TYP bidirectional
- 0.30pF TYP unidirectional
- ESD, IEC 61000-4-2, ±22kV contact, ±22kV air
- Low clamping voltage of 14V @ I_{pp}=2.5A (Bidirectional) (t_p=8/20μs)
- Low profile 0201 and 0402 DFN packages
- Facilitates excellent signal integrity
- ELV-Compliant
- RoHS-Compliant and Lead-free
- AEC-Q101 qualified
- PPAP capable

Applications

- Ultra-high speed data lines
- USB 3.1, 3.0, 2.0
- HDMI 2.0, 1.4a, 1.3
- Thunderbolt
- DisplayPort[™]
- V-by-One[®]
- LVDS interfaces
- Consumer, mobile and portable electronics
- Tablet PC and external storage with high speed interfaces
- Applications requiring high ESD performance in small packages

Additional Information



Absolute Maximum Ratings

Symbol	Parameter	Value	Units
I_{PP}	Peak Current ($t_p=8/20\mu s$)	2.5	A
T_{OP}	Operating Temperature	-55 to 125	°C
T_{STOR}	Storage Temperature	-55 to 150	°C

CAUTION: Stresses above those listed in "Absolute Maximum Ratings" may cause permanent damage to the device. This is a stress only rating and operation of the device at these or any other conditions above those indicated in the operational sections of this specification is not implied.

Unidirectional Electrical Characteristics - ($T_{Op}=25^\circ C$)

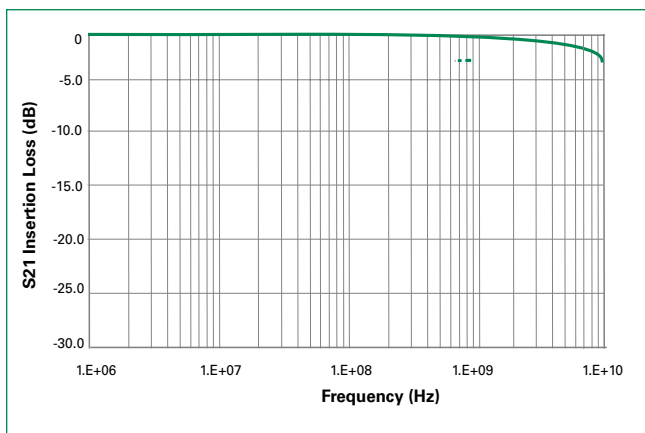
Parameter	Test Conditions	Min	Typ	Max	Units
Diode Capacitance ¹	Reverse Bias=0V, f=3GHz		0.30		pF
Breakdown Voltage	V_{BR} @ $I_r=1mA$		8.80		V
Reverse Working Voltage				7.0	V
Reverse Leakage Current	I_L @ $V_{RWM}=5.0V$		25		nA
Clamp Voltage ¹	V_{CL} @ $I_{PP}=2.5A$		13.0		V
ESD Withstand Voltage ¹	IEC61000-4-2 (Contact)	±22			kV
	IEC61000-4-2 (Air)	±22			

Bidirectional Electrical Characteristics - ($T_{Op}=25^\circ C$)

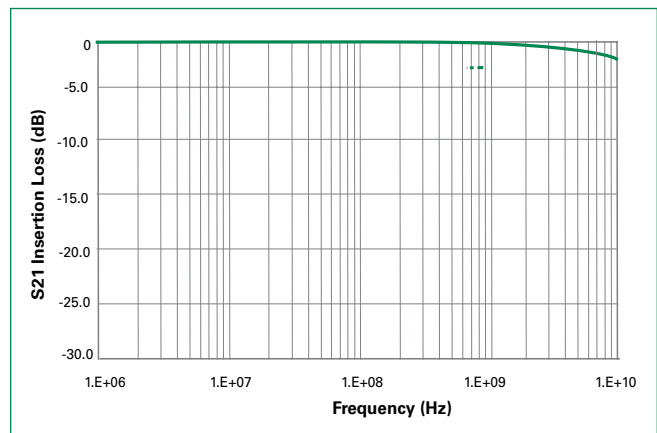
Parameter	Test Conditions	Min	Typ	Max	Units
Diode Capacitance ¹	Reverse Bias=0V, f=3GHz		0.15		pF
Breakdown Voltage	V_{BR} @ $I_r=1mA$		9.6		V
Reverse Working Voltage				7.0	V
Reverse Leakage Current	I_L @ $V_{RWM}=5.0V$		25		nA
Clamp Voltage ¹	V_{CL} @ $I_{PP}=2.5A$		14.0		V
ESD Withstand Voltage ¹	IEC61000-4-2 (Contact)	±22			kV
	IEC61000-4-2 (Air)	±22			

1. Parameter is guaranteed by design and/or component characterization.

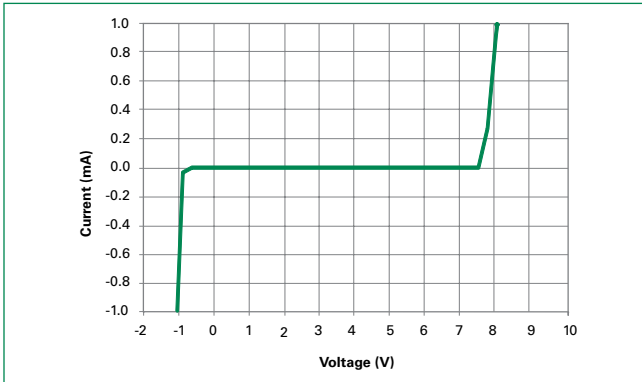
Insertion Loss Diagram - Unidirectional



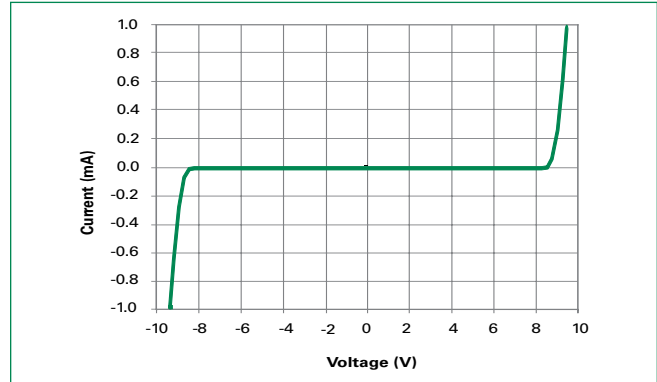
Insertion Loss Diagram - Bidirectional



Device IV Curve - Unidirectional

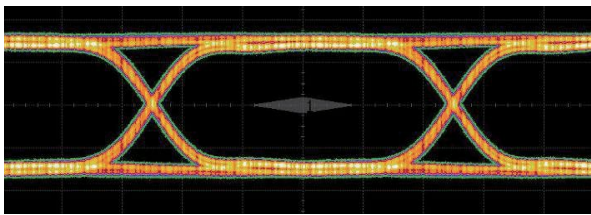


Device IV Curve - Bidirectional

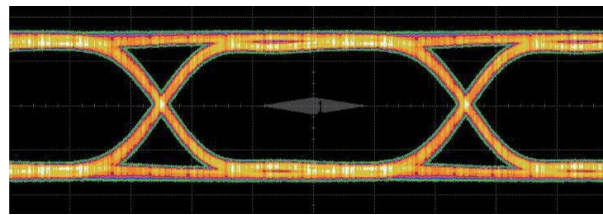


USB3.0 Eye Diagram

5.0 Gb/s, 1000mV differential, CPO Compliant Test Pattern



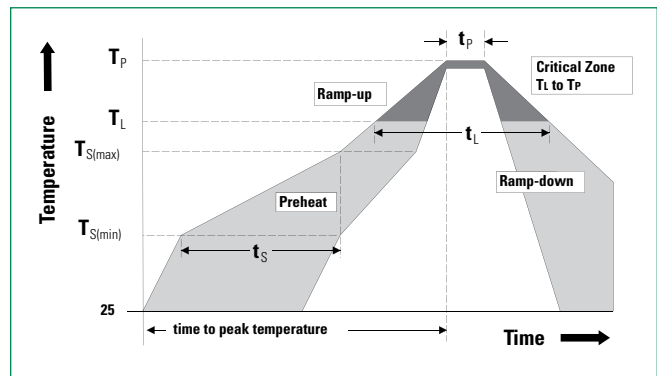
Without SESD Device



With SESD Device

Soldering Parameters

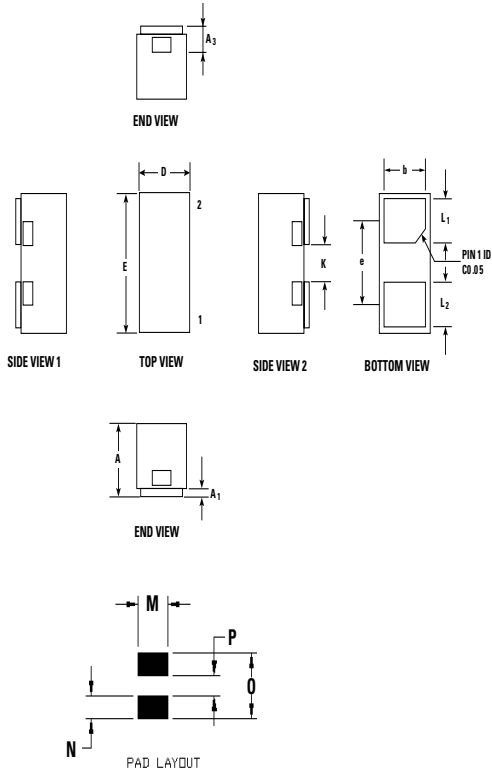
Reflow Condition		Pb – Free assembly
Pre Heat	- Temperature Min ($T_{s(min)}$)	150°C
	- Temperature Max ($T_{s(max)}$)	200°C
	- Time (min to max) (t_s)	60 – 180 secs
Average ramp up rate (Liquidus) Temp (T_L) to peak		3°C/second max
$T_{s(max)}$ to T_L - Ramp-up Rate		3°C/second max
Reflow	- Temperature (T_L) (Liquidus)	217°C
	- Temperature (t_r)	60 – 150 seconds
Peak Temperature (T_p)		260 ^{+0/-5} °C
Time within 5°C of actual peak Temperature (t_p)		20 – 40 seconds
Ramp-down Rate		6°C/second max
Time 25°C to peak Temperature (T_p)		8 minutes Max.
Do not exceed		260°C



Product Characteristics of 0402 DFN Package

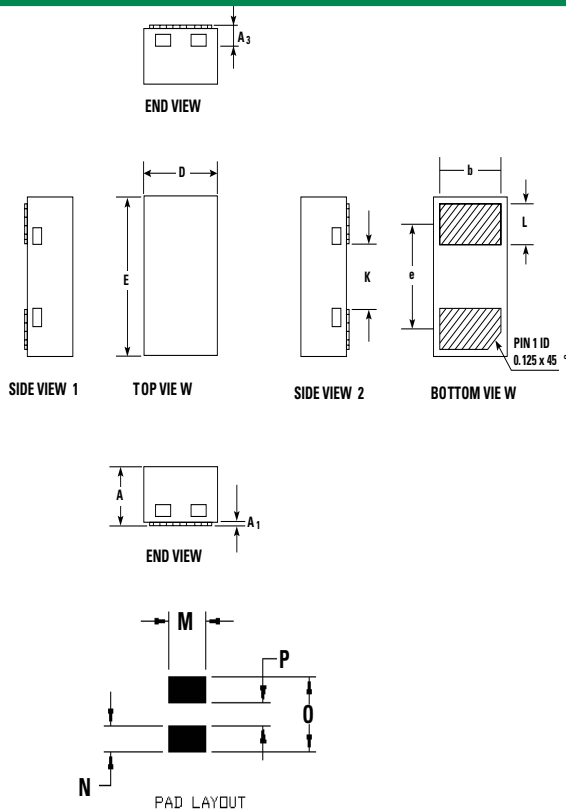
Lead Plating	Pre-Plated Frame
Lead Material	Copper Alloy
Substrate Material	Silicon
Body Material	UL Recognized epoxy meeting flammability rating V-0.

Package Dimensions — 0201 DFN



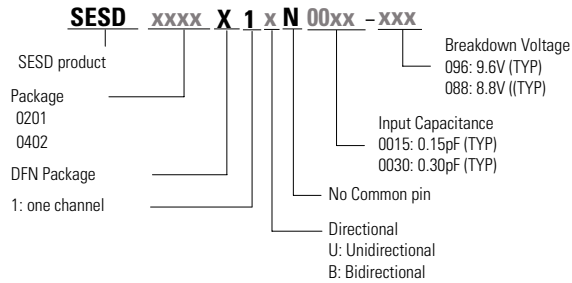
Symbol	Millimeters			Inches		
	Min	Typ	Max	Min	Typ	Max
A	0.28	0.30	0.32	0.011	0.012	0.013
A1	0	-	0.05	0	-	0.002
A2	0.102 ref.			0.004 ref.		
D	0.25	0.30	0.35	0.010	0.012	0.014
E	0.55	0.60	0.65	0.022	0.024	0.026
K	0.11	0.17	0.22	0.004	0.007	0.009
b	0.20	0.25	0.30	0.008	0.010	0.012
L1	0.13	0.18	0.23	0.005	0.008	0.009
L2	0.14	0.19	0.24	0.006	0.007	0.009
e	0.356 BSC			0.014 BSC		
M	0.32			0.013		
N	0.24			0.009		
O	0.62			0.024		
P	0.14			0.006		

Package Dimensions — 0402 DFN

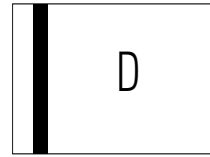


Symbol	Millimeters			Inches		
	Min	Typ	Max	Min	Typ	Max
A	0.33	0.38	0.43	0.013	0.015	0.017
A1	0	-	0.05	0	-	0.002
A2	0.13 ref.			0.005 ref.		
D	0.55	0.60	0.65	0.022	0.024	0.026
E	0.95	1.00	1.05	0.037	0.039	0.041
K	0.35	0.40	0.45	0.014	0.016	0.018
b	0.45	0.50	0.55	0.018	0.020	0.022
L	0.20	0.25	0.30	0.008	0.010	0.012
e	0.65 BSC			0.026 BSC		
M	0.60			0.024		
N	0.35			0.014		
O	1.00			0.039		
P	0.30			0.012		

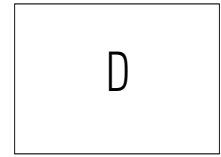
Part Numbering System



Part Marking System



Unidirectional

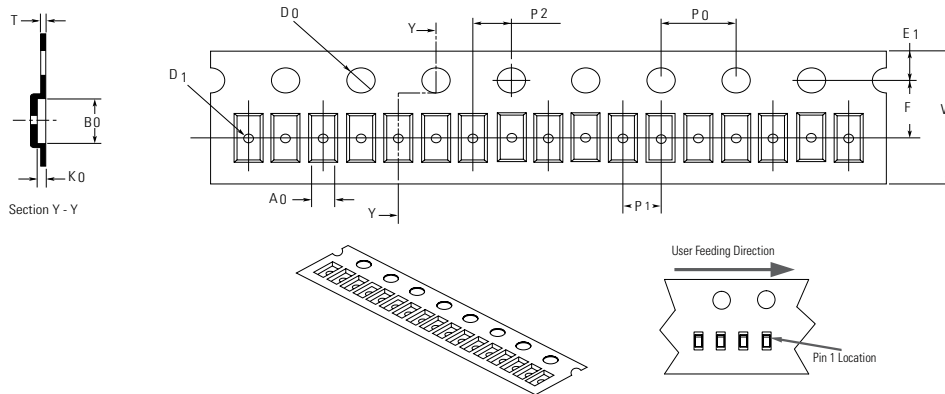


Bidirectional

Ordering Information

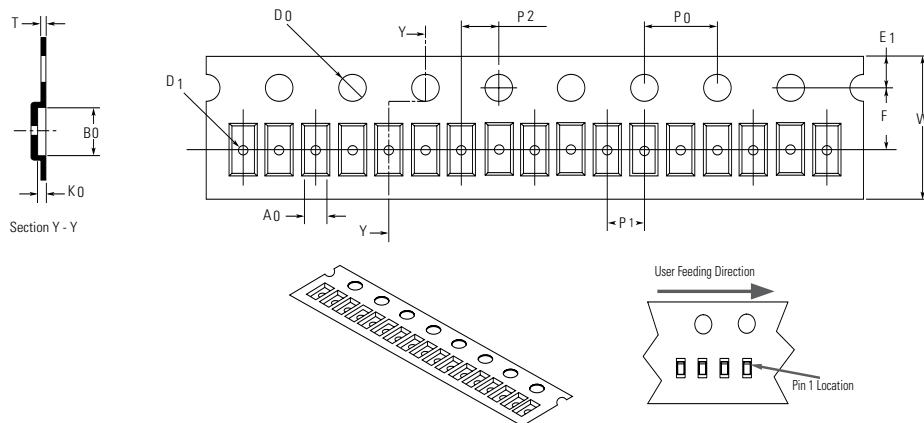
Part Number	Package	Ordering Part Number	Minimum Order Quantity
SESD0201X1UN-0030-088	0201 DFN	RF3917-000	75000
SESD0201X1BN-0015-096	0201 DFN	RF3918-000	75000
SESD0402X1UN-0030-088	0402 DFN	RF3920-000	50000
SESD0402X1BN-0015-096	0402 DFN	RF3922-000	50000

Embossed Carrier Tape & Reel Specification – 0201 DFN



Symbol	Millimeters
A0	0.36+/-0.03
B0	0.66+/-0.03
D0	ø 1.50+/- 0.10/-0
D1	ø 0.20+/- 0.05
E1	1.75+/-0.10
F	3.50+/-0.05
K0	0.33+/-0.03
P0	4.00+/-0.10
P1	2.00+/-0.10
P2	2.00+/-0.05
W	8.00+/-0.10
T	0.23+/-0.02

Embossed Carrier Tape & Reel Specification – 0402 DFN



Symbol	Millimeters
A0	0.70+/-0.05
B0	1.15+/-0.05
D0	ø 1.55 + 0.05
D1	ø 0.40 +/- 0.05
E1	1.75+/-0.10
F	3.50+/-0.05
K0	0.47+/-0.05
P0	4.00+/-0.10
P1	2.00+/-0.10
P2	2.00+/-0.05
W	8.00+/-0.10
T	0.20+/-0.05

Disclaimer Notice - Information furnished is believed to be accurate and reliable. However, users should independently evaluate the suitability of and test each product selected for their own applications. Littelfuse products are not designed for, and may not be used in, all applications. Read complete Disclaimer Notice at <http://www.littelfuse.com/disclaimer-electronics>.

X-ON Electronics

Largest Supplier of Electrical and Electronic Components

Click to view similar products for [ESD Suppressors / TVS Diodes](#) category:

Click to view products by [Littelfuse](#) manufacturer:

Other Similar products are found below :

[60KS200C](#) [D12V0H1U2WS-7](#) [D18V0L1B2LP-7B](#) [82356050220](#) [D5V0M5U6V-7](#) [NTE4902](#) [P4KE27CA](#) [P6KE11CA](#) [P6KE39CA-TP](#)
[P6KE8.2A](#) [SA110CA](#) [SA60CA](#) [SA64CA](#) [SMBJ12CATR](#) [SMBJ8.0A](#) [SMLJ30CA-TP](#) [ESD112-B1-02EL](#) [E6327](#)
[ESD119B1W01005E6327XTSA1](#) [ESD5V0J4-TP](#) [ESD5V0L1B02VH6327XTSA1](#) [ESD7451N2T5G](#) [19180-510](#) [CPDT-5V0USP-HF](#)
[3.0SMCJ33CA-F](#) [3.0SMCJ36A-F](#) [HSPC16701B02TP](#) [D3V3Q1B2DLP3-7](#) [D55V0M1B2WS-7](#) [DESD5V0U1BL-7B](#) [DRTR5V0U4SL-7](#)
[SCM1293A-04SO](#) [ESD203-B1-02EL](#) [E6327](#) [SM12-7](#) [SMF8.0A-TP](#) [SMLJ45CA-TP](#) [CEN955 W/DATA](#) [82350120560](#) [82356240030](#)
[VESD12A1A-HD1-GS08](#) [CPDUR5V0R-HF](#) [CPDUR24V-HF](#) [CPDQC5V0U-HF](#) [CPDQC5V0USP-HF](#) [CPDQC5V0-HF](#) [D1213A-01LP4-7B](#)
[D1213A-02WL-7](#) [ESDLIN1524BJ-HQ](#) [5KP100A](#) [5KP15A](#) [5KP18A](#)