


SP1255 Series

160A for V_{BUS}

OBSOLETE DATE: 6/25/2021 PCN/ECN# ESU270-54
REPLACED BY: N/A



Description

The SP1255 integrates a 13.5V TVS diode to provide lightning surge protection for the USB VBUS pin up to 160A ($t_P=8/20\mu s$) per the IEC 61000-4-5 standard. The SP1255 provides superior protection for current intensive applications such as fast charging peripherals.

The SP1255 comes in a space saving 2.0x1.8mm μ DFN package with a typical height of 0.55mm making it an ideal solution for smart phones, tablets, and other portable electronics.

Features & Benefits

- ESD, IEC 61000-4-2, $\pm 30kV$ contact, $\pm 30kV$ air
- EFT, IEC 61000-4-4, 80A ($t_P=5/50ns$)
- Surge, IEC 61000-4-5 2nd edition, 160A ($t_P=8/20\mu s$)
- Protection for VBUS operating up to 13.5V
- Benchmark setting protection
- High current handling capability for fast charging applications
- Halogen free, Lead free and RoHS compliant
- AEC-Q101 qualified

Additional Information



Resources



Accessories

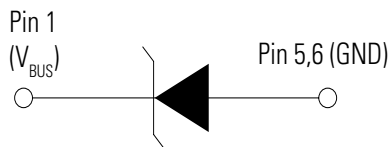


Samples

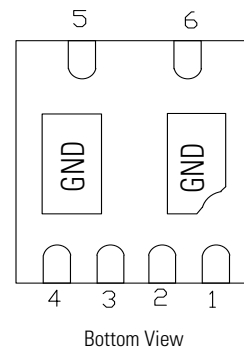
Applications

- Protection for the VBUS circuit on USB2.0 Fast Charging

Functional Block Diagram



Pinout



Life Support Note:

Not Intended for Use in Life Support or Life Saving Applications

The products shown herein are not designed for use in life sustaining or life saving applications unless otherwise expressly indicated.

SP1255 Series

160A for V_{BUS}

Absolute Maximum Ratings

Symbol	Parameter	Value	Units
I _{PP} (Pin 1)	Peak Current (t _p =8/20μs)	160	A
T _{OP}	Operating Temperature	-40 to 125	°C
T _{STOR}	Storage Temperature	-55 to 150	°C

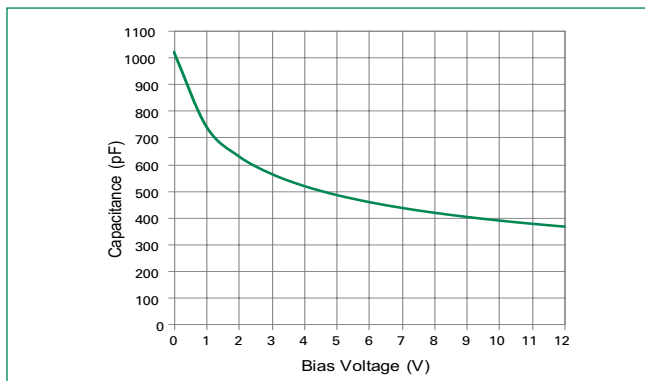
CAUTION: Stresses at or above those listed in "Absolute Maximum Ratings" may cause permanent damage to the device. This is a stress only rating and operation of the device at these or any other conditions above those indicated in the operational sections of this specification is not implied. Also due to variations in test equipment stresses shown above are averages.

Electrical Characteristics (TOP=25°C)

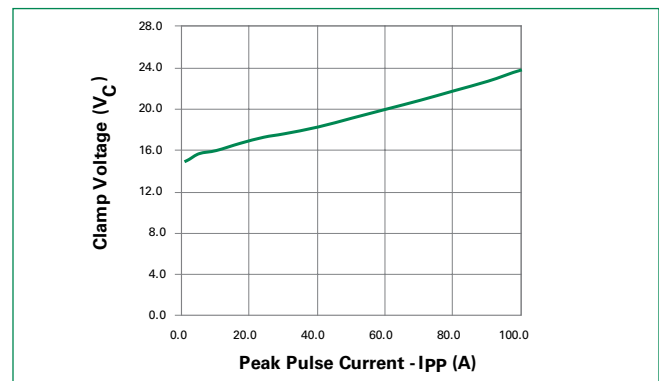
Parameter	Symbol	Test Conditions	Min	Typ	Max	Units
USB V _{BUS} (Pin 1)						
Reverse Standoff Voltage	V _{RWM}	Pin 1 to GND			13.5	V
Reverse Breakdown Voltage	V _{BR}	I _T =1mA, Pin 1 to GND		14.5	16.5	V
Reverse Leakage Current	I _{LEAK}	V _R =13.5V, Pin 1 to GND		0.05	1	μA
Forward Voltage	V _F	I _F =10mA, GND to Pin 1	0.6	0.7	1.0	V
Clamp Voltage ¹	V _C	I _{PP} =30A, t _p =8/20μs, Fwd		16.5	18	V
		I _{PP} =100A, t _p =8/20μs, Fwd		19.5	25	V
		I _{PP} =135A, t _p =8/20μs, Fwd		25.5		V
		I _{PP} =160A, t _p =8/20μs, Fwd		28.0		V
ESD Withstand Voltage ¹	V _{ESD}	IEC 61000-4-2 (Contact)	±30			kV
		IEC 61000-4-2 (Air)	±30			kV
Diode Capacitance ¹	C _D	Reverse Bias=0V, f=1MHz		1300	2500	pF

Note: 1 Parameter is guaranteed by design and/or device characterization.

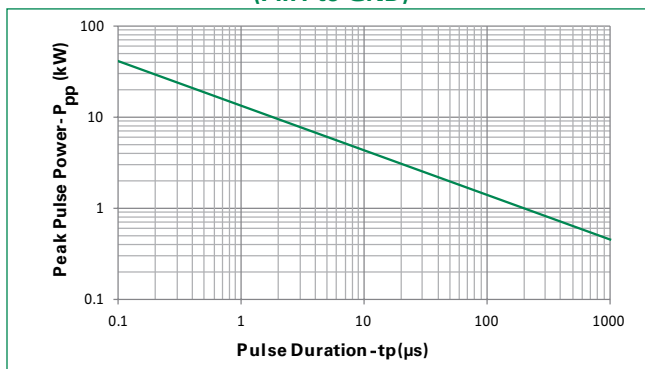
Capacitance vs. Reverse Bias (Pin1 to GND)



Clamping Voltage vs. Peak Pulse Current (Pin1 to GND)



Non-Repetitive Peak Pulse Power vs. Pulse Duration (Pin1 to GND)

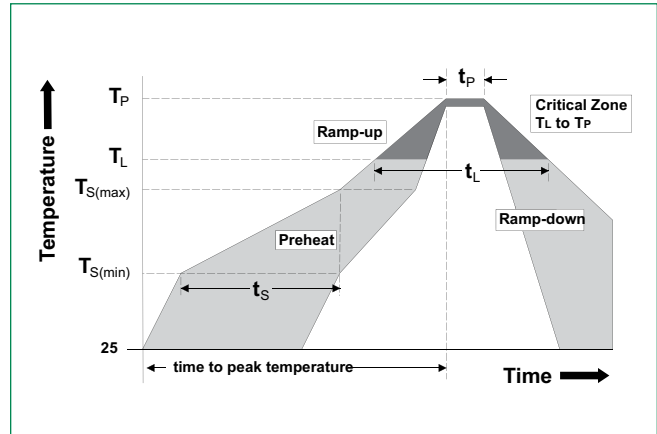


SP1255 Series

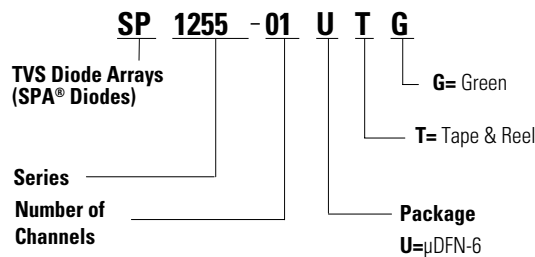
160A for V_{BUS}

Soldering Parameters

Reflow Condition		Pb – Free assembly
Pre Heat	- Temperature Min ($T_{s(min)}$)	150°C
	- Temperature Max ($T_{s(max)}$)	200°C
	- Time (min to max) (t_p)	60 – 180 secs
Average ramp up rate (Liquidus) Temp (T_L) to peak		3°C/second max
$T_{S(max)}$ to T_L - Ramp-up Rate		3°C/second max
Reflow	- Temperature (T_L) (Liquidus)	217°C
	- Temperature (t_L)	60 – 150 seconds
Peak Temperature (T_p)		260 ^{+0/-5} °C
Time within 5°C of actual peak Temperature (t_p)		20 – 40 seconds
Ramp-down Rate		6°C/second max
Time 25°C to peak Temperature (T_p)		8 minutes Max.
Do not exceed		260°C



Part Numbering System



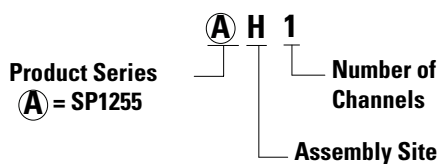
Product Characteristics

Lead Plating	Pre-Plated Frame
Lead Material	Copper Alloy
Lead Coplanarity	0.004 inches(0.102mm)
Substrate material	Silicon
Body Material	Molded Epoxy
Flammability	UL 94 V-0

Notes :

1. All dimensions are in millimeters
2. Dimensions include solder plating.
3. Dimensions are exclusive of mold flash & metal burr.
4. Blo is facing up for mold and facing down for trim/form, i.e. reverse trim/form.
5. Package surface matte finish VDI 11-13.

Part Marking System



Ordering Information

Part Number	Package	Marking	Min. Order Qty.	Packaging Option	P0/P1	Packaging Specification
SP1255-01UTG	μDFN-6	Ⓐ H1	3000	Tape & Reel – 8mm tape/7" reel	4mm/4mm	EIA RS-481

X-ON Electronics

Largest Supplier of Electrical and Electronic Components

Click to view similar products for [ESD Suppressors / TVS Diodes](#) category:

Click to view products by [Littelfuse](#) manufacturer:

Other Similar products are found below :

[60KS200C](#) [D12V0H1U2WS-7](#) [D18V0L1B2LP-7B](#) [82356050220](#) [D5V0M5U6V-7](#) [NTE4902](#) [P4KE27CA](#) [P6KE11CA](#) [P6KE39CA-TP](#)
[P6KE8.2A](#) [SA110CA](#) [SA60CA](#) [SA64CA](#) [SMBJ12CATR](#) [SMBJ8.0A](#) [SMLJ30CA-TP](#) [ESD112-B1-02EL](#) [E6327](#)
[ESD119B1W01005E6327XTSA1](#) [ESD5V0J4-TP](#) [ESD5V0L1B02VH6327XTSA1](#) [ESD7451N2T5G](#) [19180-510](#) [CPDT-5V0USP-HF](#)
[3.0SMCJ33CA-F](#) [3.0SMCJ36A-F](#) [HSPC16701B02TP](#) [D3V3Q1B2DLP3-7](#) [D55V0M1B2WS-7](#) [DESD5V0U1BL-7B](#) [DRTR5V0U4SL-7](#)
[SCM1293A-04SO](#) [ESD203-B1-02EL](#) [E6327](#) [SM12-7](#) [SMF8.0A-TP](#) [SMLJ45CA-TP](#) [CEN955 W/DATA](#) [82350120560](#) [82356240030](#)
[VESD12A1A-HD1-GS08](#) [CPDUR5V0R-HF](#) [CPDUR24V-HF](#) [CPDQC5V0U-HF](#) [CPDQC5V0USP-HF](#) [CPDQC5V0-HF](#) [D1213A-01LP4-7B](#)
[D1213A-02WL-7](#) [ESDLIN1524BJ-HQ](#) [5KP100A](#) [5KP15A](#) [5KP18A](#)