

**SP3208**

0.08pF 12kV Bidirectional Discrete TVS

**OBSOLETE** DATE: 7/6/2021 PCN/ECN# ESU270-63  
REPLACED BY: SP3213-01UTG

HF RoHS Pb GREEN

**Additional Information**

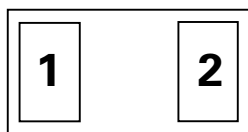
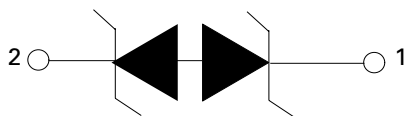
Resources



Accessories



Samples

**Pinout****Functional Block Diagram****Description**

The SP3208 is a bidirectional TVS Diode that provides ultra low capacitance and a high level of protection for electronic equipment that may experience destructive electrostatic discharges (ESD). The typical capacitance of 0.08pF helps ensure signal integrity on the most challenging consumer electronics interfaces such as USB 3.2, 3.1, HDMI 2.1, 2.0, DisplayPort, Thunderbolt, and V-by-One®. It can safely absorb repetitive ESD strikes at  $\pm 12\text{kV}$  (contact discharge, IEC 61000-4-2) without performance degradation and safely dissipate 2A of 8/20 $\mu\text{s}$  surge current (IEC 61000-4-5 2nd edition).

**Features & Benefits**

- ESD, IEC 61000-4-2,  $\pm 12\text{kV}$  contact,  $\pm 18\text{kV}$  air
- AEC-Q101 qualified
- EFT, IEC 61000-4-4, 40A (5/50ns)
- Lightning, 2A (8/20 as defined in IEC 61000-4-5 2nd edition)
- Low leakage current of 0.02 $\mu\text{A}$ (TYP) at 5V
- Space efficient 0201 footprint
- Halogen free, lead free and RoHS compliant
- Moisture Sensitivity Level(MSL -1)

**Applications**

- Ultra-high speed data lines
- USB 3.2, 3.1, 3.0, and 2.0
- HDMI 2.1, 2.0, 1.4a, 1.3
- DisplayPort(TM)
- Thunderbolt (Light Peak)
- V-by-One®
- LVDS interfaces
- Consumer, mobile and portable electronics
- Tablet PC and external storage with high speed interfaces

Life Support Note:

**Not Intended for Use in Life Support or Life Saving Applications**

The products shown herein are not designed for use in life sustaining or life saving applications unless otherwise expressly indicated.

**SP3208****0.08pF 12kV Bidirectional Discrete TVS****Absolute Maximum Ratings**

Symbol	Parameter	Value	Units
$I_{PP}$	Peak Pulse Current ( $t_p=8/20\mu s$ )	2	A
$T_{OP}$	Operating Temperature	-40 to 125	°C
$T_{STOR}$	Storage Temperature	-55 to 150	°C

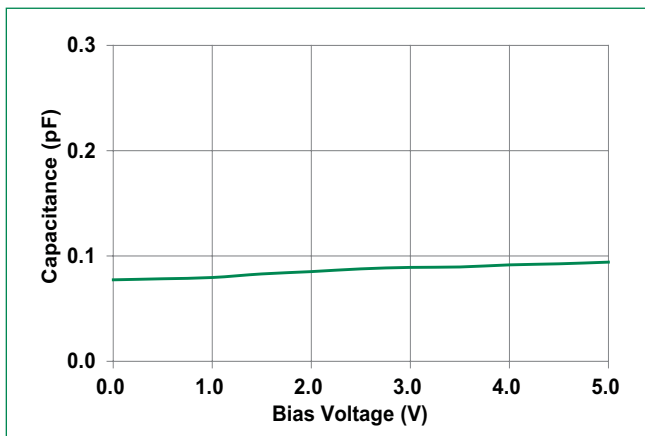
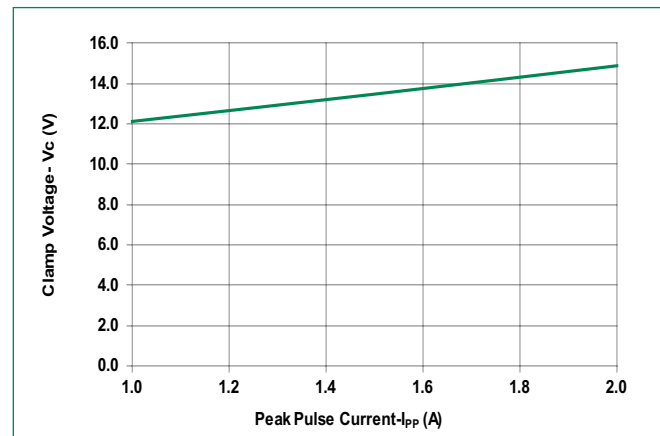
**Caution:** Stresses above those listed in "Absolute Maximum Ratings" may cause permanent damage to the component. This is a stress only rating and operation of the component at these or any other conditions above those indicated in the operational sections of this specification is not implied.

**Electrical Characteristics (TOP=25°C)**

Parameter	Symbol	Test Conditions	Min	Typ	Max	Units
Reverse Standoff Voltage	$V_{RWM}$	$I_R=1\mu A$ , I/O to I/O			5	V
Breakdown Voltage	$V_{BR}$	$I_R=1mA$ , I/O to I/O	6.2	7.5		V
Reverse Leakage Current	$I_{LEAK}$	$V_R=5V$		0.02	0.1	$\mu A$
Clamp Voltage <sup>1</sup>	$V_C$	$I_{pp}=1A$ , $t_p=8/20\mu s$ , I/O to I/O		12	15	V
		$I_{pp}=2A$ , $t_p=8/20\mu s$ , I/O to I/O		14.5	18	V
Dynamic Resistance <sup>2</sup>	$R_{DYN}$	TLP, $t_p=100ns$ , I/O to I/O		1.2		$\Omega$
ESD Withstand Voltage <sup>1</sup>	$V_{ESD}$	IEC 61000-4-2 (Contact Discharge)	$\pm 12$			kV
		IEC 61000-4-2 (Air Discharge)	$\pm 18$			kV
Diode Capacitance <sup>1</sup>	$C_{C/I/O-I/O}$	Reverse Bias=0V, $f=1MHz$ , I/O to I/O		0.08	0.13	pF

**Note:** 1 Parameter is guaranteed by design and/or component characterization.

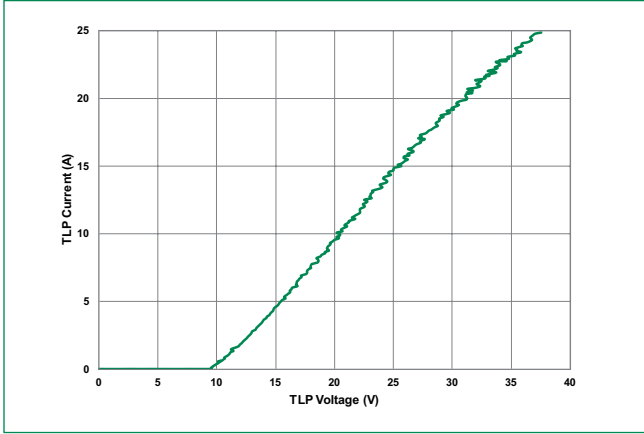
2. Transmission Line Pulse (TLP) with 100ns width, 2ns rise time, and average window  $t_1=70ns$  to  $t_2=90ns$

**Capacitance vs. Reverse Bias****Clamping Voltage vs. IPP**

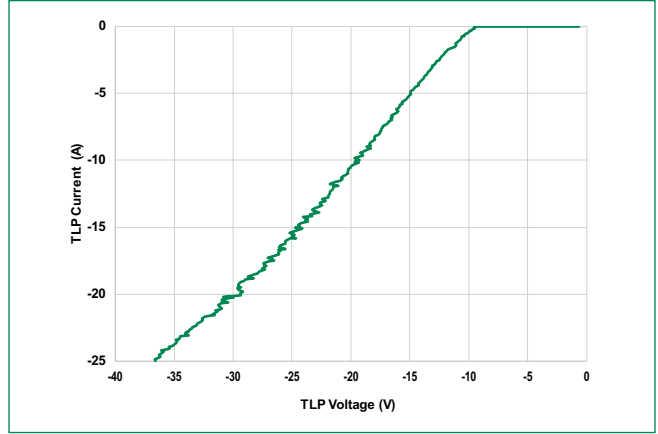
# SP3208

0.08pF 12kV Bidirectional Discrete TVS

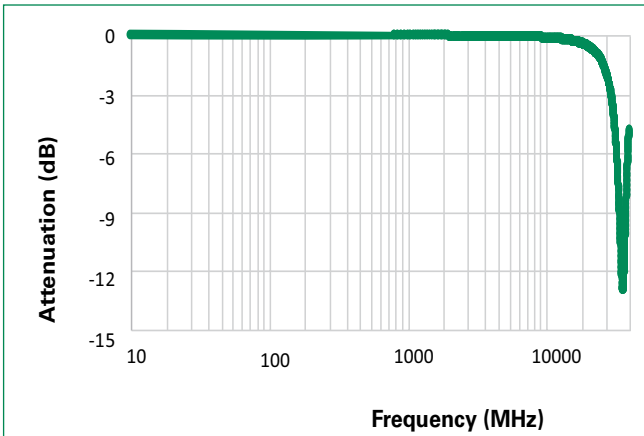
**Positive Transmission Line Pulsing(TLP) Plot**



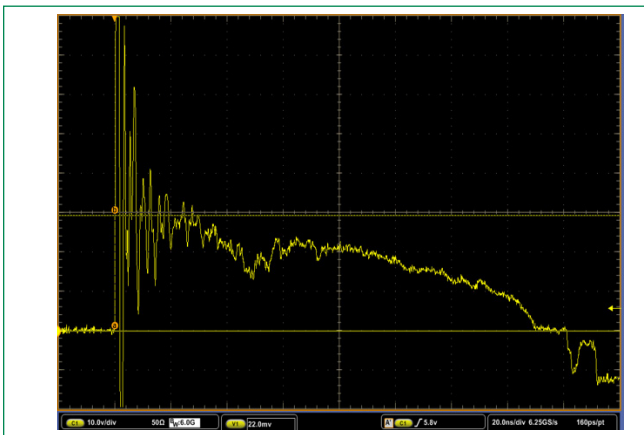
**Negative Transmission Line Pulsing(TLP) Plot**



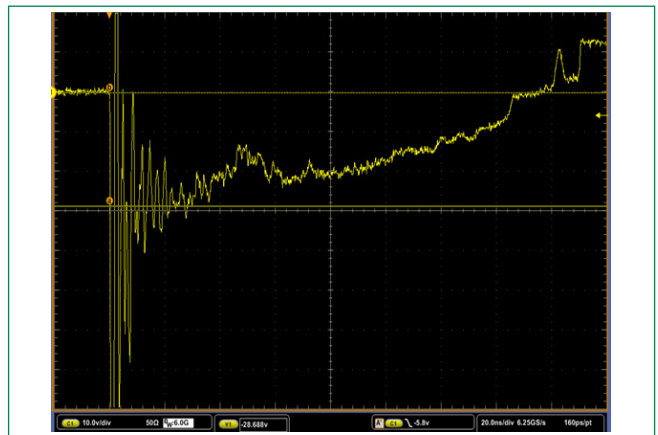
**Insertion Loss (S21) I/O to GND**



**IEC 61000-4-2 +8kV Contact ESD Clamping Voltage**

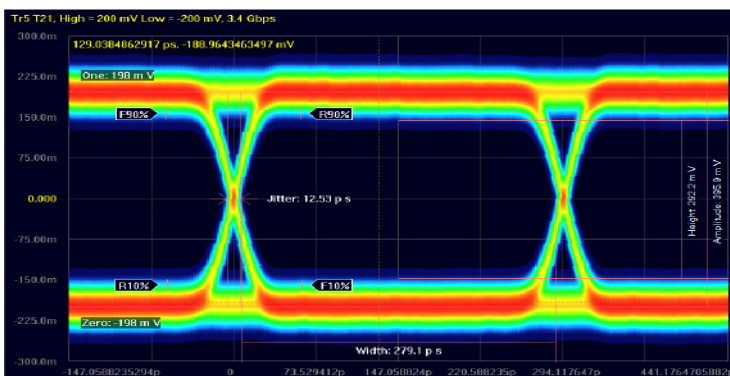
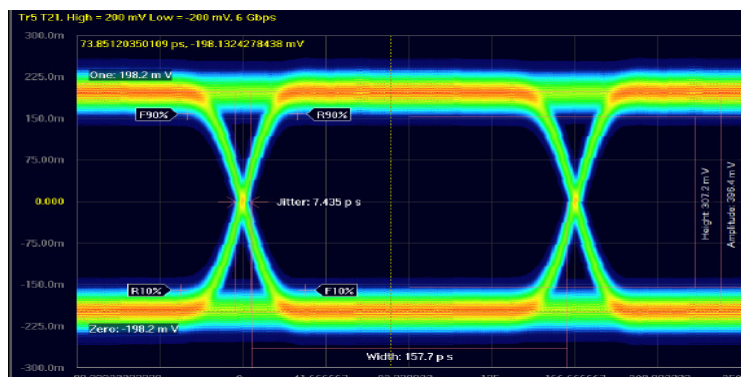
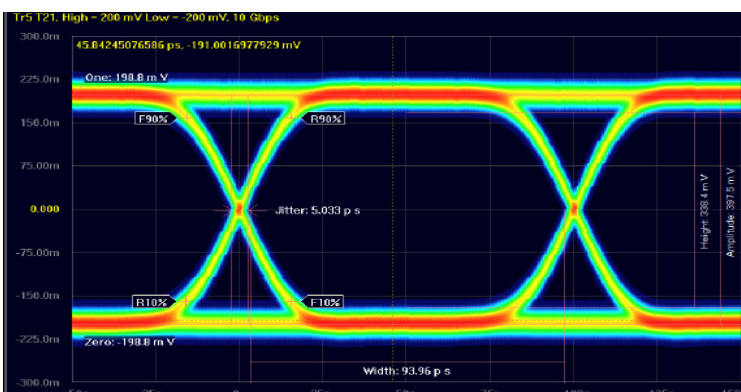


**IEC 61000-4-2 -8kV Contact ESD Clamping Voltage**



**SP3208**

0.08pF 12kV Bidirectional Discrete TVS

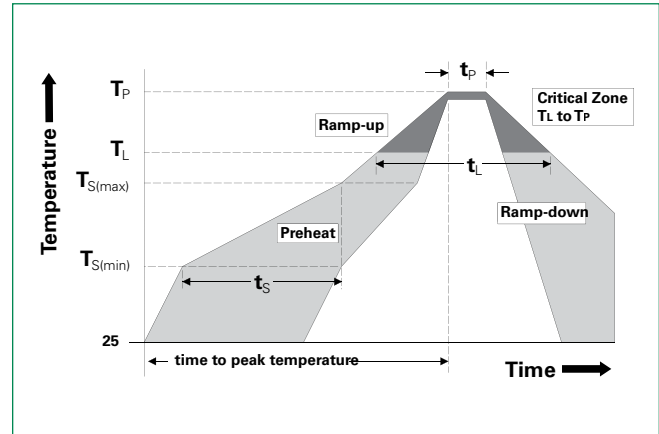
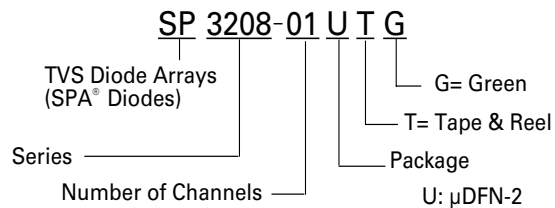
**3.4 Gbps, High Speed Display interfaces****6 Gbps, SATA, HDMI 2.x interfaces****10 Gbps, USB 3.1 Gen 2, Thunderbolt**

**SP3208**

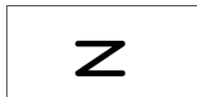
0.08pF 12kV Bidirectional Discrete TVS

**Soldering Parameters**

<b>Reflow Condition</b>		Pb – Free assembly
<b>Pre Heat</b>	- Temperature Min ( $T_{s(min)}$ )	150°C
	- Temperature Max ( $T_{s(max)}$ )	200°C
	- Time (min to max) ( $t_s$ )	60 – 180 secs
<b>Average ramp up rate (Liquidus) Temp (<math>T_L</math>) to peak</b>		3°C/second max
<b><math>T_{s(max)}</math> to <math>T_L</math> - Ramp-up Rate</b>		3°C/second max
<b>Reflow</b>	- Temperature ( $T_L$ ) (Liquidus)	217°C
	- Temperature ( $t_L$ )	60 – 150 seconds
<b>Peak Temperature (<math>T_p</math>)</b>		260 <sup>+0/-5</sup> °C
<b>Time within 5°C of actual peak Temperature (<math>t_p</math>)</b>		20 – 40 seconds
<b>Ramp-down Rate</b>		6°C/second max
<b>Time 25°C to peak Temperature (<math>T_p</math>)</b>		8 minutes Max.

**Part Numbering System****Product Characteristics**

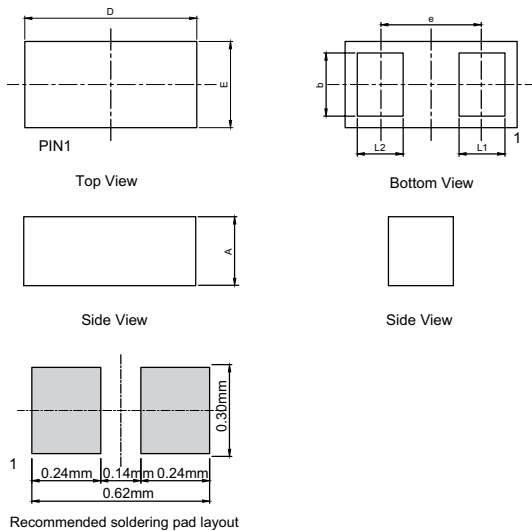
<b>Lead Plating</b>	Au
<b>Lead Material</b>	Ni
<b>Substrate Material</b>	Silicon
<b>Body Material</b>	Molded Compound
<b>Flammability</b>	UL Recognized compound meeting flammability rating V-0

**Part Marking System****Ordering Information**

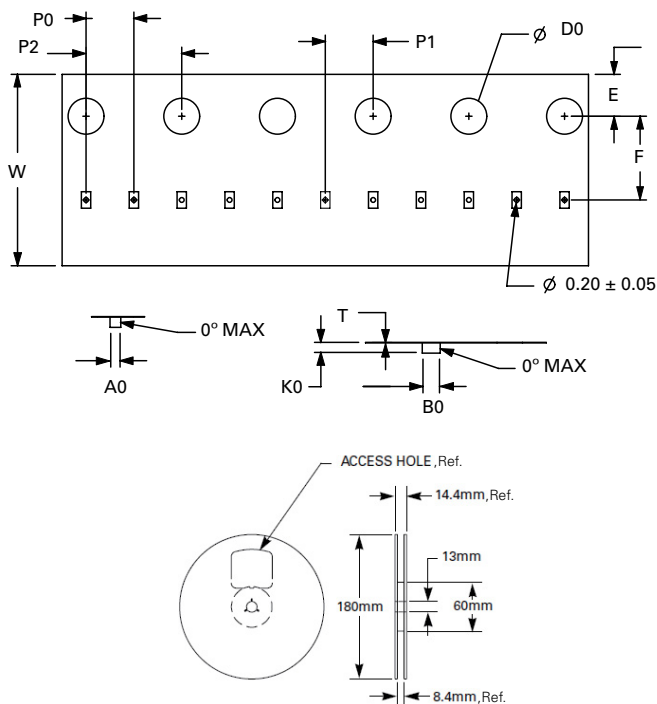
Part Number	Package	Min. Order Qty.
SP3208-01UTG	µDFN-2	15000

**SP3208**

0.08pF 12kV Bidirectional Discrete TVS

**Package Dimensions —  $\mu$ DFN-2 (0201)**

Package	$\mu$ DFN-2 (0201)			
JEDEC	MO-236			
Symbol	Millimeters		Inches	
	Min	Max	Min	Max
<b>A</b>	0.27	0.33	0.011	0.013
<b>b</b>	0.17	0.27	0.007	0.011
<b>L1</b>	0.11	0.21	0.004	0.008
<b>L2</b>	0.11	0.21	0.004	0.008
<b>D</b>	0.59	0.65	0.023	0.026
<b>E</b>	0.29	0.35	0.011	0.014
<b>e</b>	0.355 REF		0.014 REF	

**Embossed Carrier Tape & Reel Specification —  $\mu$ DFN-2**

8mm TAPE AND REEL

Symbol	Millimeters		Inches	
	Min	Max	Min	Max
<b>A0</b>	0.33	0.40	0.013	0.016
<b>B0</b>	0.63	0.70	0.025	0.028
<b>D0</b>	1.40	1.60	0.055	0.063
<b>E</b>	1.65	1.85	0.065	0.073
<b>F</b>	3.45	3.55	0.136	0.140
<b>K0</b>	0.30	0.39	0.012	0.015
<b>P0</b>	1.90	2.10	0.075	0.083
<b>P1</b>	1.95	2.05	0.077	0.081
<b>P2</b>	3.90	4.10	0.154	0.161
<b>T</b>	0.13	0.25	0.005	0.010
<b>W</b>	7.90	8.30	0.311	0.327

**Disclaimer Notice** - Information furnished is believed to be accurate and reliable. However, users should independently evaluate the suitability of and test each product selected for their own applications. Littelfuse products are not designed for, and may not be used in, all applications. Read complete Disclaimer Notice at <http://www.littelfuse.com/disclaimer-electronics>.

## X-ON Electronics

Largest Supplier of Electrical and Electronic Components

*Click to view similar products for [ESD Suppressors / TVS Diodes](#) category:*

*Click to view products by [Littelfuse](#) manufacturer:*

Other Similar products are found below :

[60KS200C](#) [D12V0H1U2WS-7](#) [D18V0L1B2LP-7B](#) [82356050220](#) [D5V0M5U6V-7](#) [NTE4902](#) [P4KE27CA](#) [P6KE11CA](#) [P6KE39CA-TP](#)  
[P6KE8.2A](#) [SA110CA](#) [SA60CA](#) [SA64CA](#) [SMBJ12CATR](#) [SMBJ8.0A](#) [SMLJ30CA-TP](#) [ESD112-B1-02EL](#) [E6327](#)  
[ESD119B1W01005E6327XTSA1](#) [ESD5V0J4-TP](#) [ESD5V0L1B02VH6327XTSA1](#) [ESD7451N2T5G](#) [19180-510](#) [CPDT-5V0USP-HF](#)  
[3.0SMCJ33CA-F](#) [3.0SMCJ36A-F](#) [HSPC16701B02TP](#) [D3V3Q1B2DLP3-7](#) [D55V0M1B2WS-7](#) [DESD5V0U1BL-7B](#) [DRTR5V0U4SL-7](#)  
[SCM1293A-04SO](#) [ESD203-B1-02EL](#) [E6327](#) [SM12-7](#) [SMF8.0A-TP](#) [SMLJ45CA-TP](#) [CEN955 W/DATA](#) [82350120560](#) [82356240030](#)  
[VESD12A1A-HD1-GS08](#) [CPDUR5V0R-HF](#) [CPDUR24V-HF](#) [CPDQC5V0U-HF](#) [CPDQC5V0USP-HF](#) [CPDQC5V0-HF](#) [D1213A-01LP4-7B](#)  
[D1213A-02WL-7](#) [ESDLIN1524BJ-HQ](#) [5KP100A](#) [5KP15A](#) [5KP18A](#)