


TPSMC-VR Series

Surface Mount – 1500W



Agency Approvals

Agency	Agency File Number
	E230531

Maximum Ratings and Thermal Characteristics ($T_A=25^{\circ}\text{C}$ unless otherwise noted)

Parameter	Symbol	Value	Unit
Peak Pulse Power Dissipation (IPP x VC) by 10/1000 μs Waveform (Fig.2) (Note 1), (Note 2)	P_{PPM}	1500	W
Power Dissipation on Infinite Heat Sink at $T_A=50^{\circ}\text{C}$	P_{MAV}	6.5	W
Peak Forward Surge Current, 8.3ms Single Half Sine Wave	I_{FSM}	200	A
Maximum Instantaneous Forward Voltage at 100A for Unidirectional Only (Note 4)	V_F	3.5	V
Operating Junction and Storage Temperature Range	T_J, T_{STG}	-65 to 150	$^{\circ}\text{C}$
Typical Thermal Resistance Junction to Lead	$R_{\theta JL}$	15	$^{\circ}\text{C}/\text{W}$
Typical Thermal Resistance Junction to Ambient	$R_{\theta JA}$	75	$^{\circ}\text{C}/\text{W}$

Notes:

- Non-repetitive current pulse per Fig. 4 and derated above $T_A = 25^{\circ}\text{C}$ per Fig. 3.
- Mounted on copper pad area of 0.31x0.31" (8.0 x 8.0mm) to each terminal.
- Measured on 8.3ms single half sine wave or equivalent square wave for unidirectional component only, duty cycle=4 per minute maximum.

Description

The TPSMC-VR series is designed specifically to protect sensitive electronic equipment from voltage transients induced by lightning and other transient voltage events.

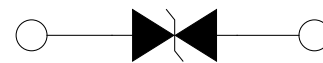
Features & Benefits

- High reliability application and automotive grade AEC-Q101 qualified
- Surface mount component to optimize board space
- Low profile package.
- Typical failure mode is short from over-specified voltage or current
- Whisker test is conducted based on JEDEC JESD201A per its table 4a and 4c
- ESD protection of data lines in accordance with IEC 61000-4-2, 30kV(Air), 30kV (Contact)
- EFT protection of data lines in accordance with IEC 61000-4-4
- Built-in strain relief
- Glass passivated chip junction
- 1500W peak pulse power capability at 10/1000 μs waveform, repetition rate (duty cycles):0.01%
- Fast response time: typically less than 1.0ps from 0V to VBR min
- Excellent clamping capability
- Low incremental surge resistance
- UL Recognized compound meeting flammability rating V-0.
- Meet MSL level1, per J-STD-020, High temperature soldering guaranteed: 260 $^{\circ}\text{C}$ /10 seconds at terminals
- Matte tin lead-free plated
- Halogen free and RoHS compliant
- Pb-free E3 means 2nd level interconnect is Pb-free and the terminal finish material is tin(Sn) (IPC/JEDEC J-STD-609A.01)

Applications

TVS components are ideal for the protection of I/O Interfaces, V_{CC} bus and other vulnerable circuits used in Telecom, Computer, Industrial and Consumer electronic applications.

Functional Diagram



Bi-directional




Uni-directional

TPSMC-VR Series

Surface Mount – 1500W

Electrical Characteristics

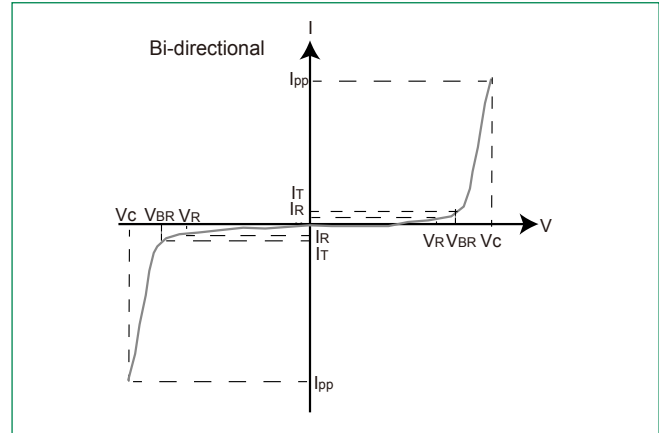
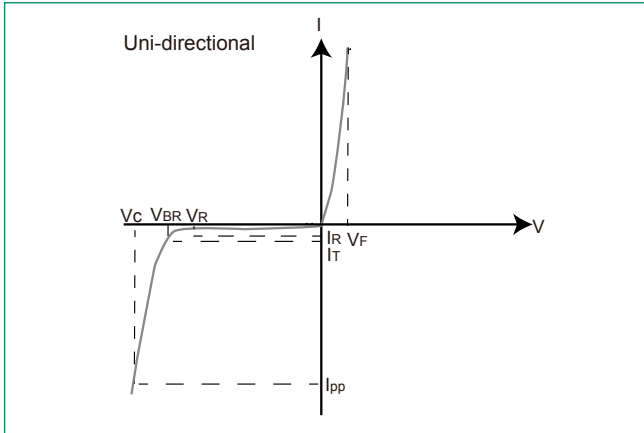
Part Number (Uni)	Part Number (Bi)	Marking		Reverse Stand off Voltage V_R (Volts)	Breakdown Voltage V_{BR} (Volts) @ I_T		Test Current I_T (mA)	Maximum Clamping Voltage V_C @ I_{PP} (V)	Maximum Peak Pulse Current I_{PP} (A)	Maximum Reverse Leakage I_R @ V_R (μ A)	Maximum Temperature coefficient of V_{BR} (%/C)	Agency Approval 
		UNI	BI		MIN	MAX						
TPSMC11A-VR	TPSMC11CA-VR	GDZA	BDZA	11.0	12.20	13.50	1	18.2	82.5	1	0.074	X
TPSMC12A-VR	TPSMC12CA-VR	GEEA	BEEA	12.0	13.30	14.70	1	19.9	75.4	1	0.075	X
TPSMC13A-VR	TPSMC13CA-VR	GEGA	BEGA	13.0	14.40	15.90	1	21.5	69.8	1	0.076	X
TPSMC14A-VR	TPSMC14CA-VR	GEKA	BEKA	14.0	15.60	17.20	1	23.2	64.7	1	0.080	
TPSMC15A-VR	TPSMC15CA-VR	GEMA	BEMA	15.0	16.70	18.50	1	24.4	61.5	1	0.083	X
TPSMC16A-VR	TPSMC16CA-VR	GEP A	BEP A	16.0	17.80	19.70	1	26.0	57.7	1	0.084	X
TPSMC17A-VR	TPSMC17CA-VR	GERA	BERA	17.0	18.90	20.90	1	27.6	54.4	1	0.085	
TPSMC18A-VR	TPSMC18CA-VR	GETA	BETA	18.0	20.00	22.10	1	29.2	51.4	1	0.088	X
TPSMC20A-VR	TPSMC20CA-VR	GEVA	BEVA	20.0	22.20	24.50	1	32.4	46.3	1	0.091	X
TPSMC22A-VR	TPSMC22CA-VR	GEXA	BEXA	22.0	24.40	26.90	1	35.5	42.3	1	0.092	X
TPSMC24A-VR	TPSMC24CA-VR	GEZA	BEZA	24.0	26.70	29.50	1	38.9	38.6	1	0.092	X
TPSMC26A-VR	TPSMC26CA-VR	GFEA	BFEA	26.0	28.90	31.90	1	42.1	35.7	1	0.093	
TPSMC28A-VR	TPSMC28CA-VR	GFGA	BFGA	28.0	31.10	34.40	1	45.4	33.1	1	0.094	
TPSMC30A-VR	TPSMC30CA-VR	GFKA	BFKA	30.0	33.30	36.80	1	48.4	31.0	1	0.096	X
TPSMC33A-VR	TPSMC33CA-VR	GFMA	BFMA	33.0	36.70	40.60	1	53.3	28.2	1	0.097	X
TPSMC36A-VR	TPSMC36CA-VR	GFPA	BFPA	36.0	40.00	44.20	1	58.1	25.9	1	0.098	X
TPSMC40A-VR	TPSMC40CA-VR	GFRA	BFRA	40.0	44.40	49.10	1	64.5	23.3	1	0.099	
TPSMC43A-VR	TPSMC43CA-VR	GFTA	BFTA	43.0	47.80	52.80	1	69.4	21.7	1	0.100	X
TPSMC45A-VR	TPSMC45CA-VR	GFVA	BFVA	45.0	50.00	55.30	1	72.7	20.6	1	0.101	
TPSMC48A-VR	TPSMC48CA-VR	GFXA	BFXA	48.0	53.30	58.90	1	77.4	19.4	1	0.101	
TPSMC51A-VR	TPSMC51CA-VR	GFZA	BFZA	51.0	56.70	62.70	1	82.4	18.2	1	0.101	X
TPSMC54A-VR	TPSMC54CA-VR	GGEA	BGEA	54.0	60.00	66.30	1	87.1	17.3	1	0.102	
TPSMC58A-VR	TPSMC58CA-VR	GGGA	BGGA	58.0	64.40	71.20	1	93.6	16.1	1	0.103	
TPSMC60A-VR	TPSMC60CA-VR	GGKA	BGKA	60.0	66.70	73.70	1	96.8	15.5	1	0.103	
TPSMC64A-VR	TPSMC64CA-VR	GGMA	BGMA	64.0	71.10	78.60	1	103.0	14.6	1	0.104	
TPSMC70A-VR	TPSMC70CA-VR	GGPA	BGPA	70.0	77.80	86.00	1	113.0	13.3	1	0.105	
TPSMC75A-VR	TPSMC75CA-VR	GGRA	BGRA	75.0	83.30	92.10	1	121.0	12.4	1	0.106	X
TPSMC78A-VR	TPSMC78CA-VR	GGTA	BGTA	78.0	86.70	95.80	1	126.0	11.9	1	0.106	
TPSMC85A-VR	TPSMC85CA-VR	GGVA	BGVA	85.0	94.40	104.00	1	137.0	11.0	1	0.106	
TPSMC90A-VR	TPSMC90CA-VR	GHEA	BHEA	90	100	111	1	145.4	10.3	1	0.107	
TPSMC100A-VR	TPSMC100CA-VR	GHFA	BHFA	100	111	123	1	159.9	9.4	1	0.107	X
TPSMC110A-VR	TPSMC110CA-VR	GHGA	BHGA	110	122	135	1	175.5	8.6	1	0.107	X
TPSMC120A-VR	TPSMC120CA-VR	GHHA	BHHA	120	133	147	1	191.1	7.9	1	0.108	X
TPSMC130A-VR	TPSMC130CA-VR	GHIA	BHIA	130	144	159	1	206.7	7.3	1	0.108	X
TPSMC150A-VR	TPSMC150CA-VR	GHKA	BHKA	150	167	185	1	240.5	6.2	1	0.108	X
TPSMC160A-VR	TPSMC160CA-VR	GHLA	BHLA	160	178	197	1	256.1	5.9	1	0.108	X
TPSMC170A-VR	TPSMC170CA-VR	GHMA	BHMA	170	189	209	1	271.7	5.5	1	0.108	X
TPSMC180A-VR	TPSMC180CA-VR	GHNA	BHNA	180	201	222	1	288.6	5.2	1	0.108	X
TPSMC188A-VR	TPSMC188CA-VR	GHOA	BHOA	188	209	231	1	300.3	5	1	0.11	
TPSMC200A-VR	TPSMC200CA-VR	GHPA	BHPA	200	224	247	1	321.1	4.7	1	0.11	X

$V_{BR} @ T_j = V_{BR} @ 25^\circ\text{C} \times (1 + \alpha T \times (T_j - 25))$ (α T: Temperature Coefficient, typical value is 0.1%)

TPSMC-VR Series

Surface Mount – 1500W

I-V Curve Characteristics



P_{PPM} Peak Pulse Power Dissipation ($I_{pp} \times V_C$) – Max power dissipation
V_R Stand-off Voltage – Maximum voltage that can be applied to the TVS without operation
V_{BR} Breakdown Voltage – Maximum voltage that flows through the TVS at a specified test current (I_T)

V_C Clamping Voltage – Peak voltage measured across the TVS at a specified I_{ppm} (peak impulse current)
I_R Reverse Leakage Current – Current measured at V_R
V_F Forward Voltage Drop for Uni-directional

Ratings and Characteristic Curves ($T_A=25^\circ\text{C}$ unless otherwise noted)

Figure 1: TVS Transients Clamping Waveform

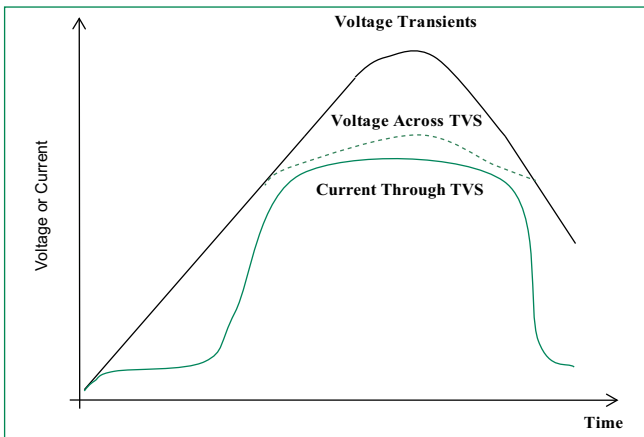


Figure 2: Peak Pulse Power Rating

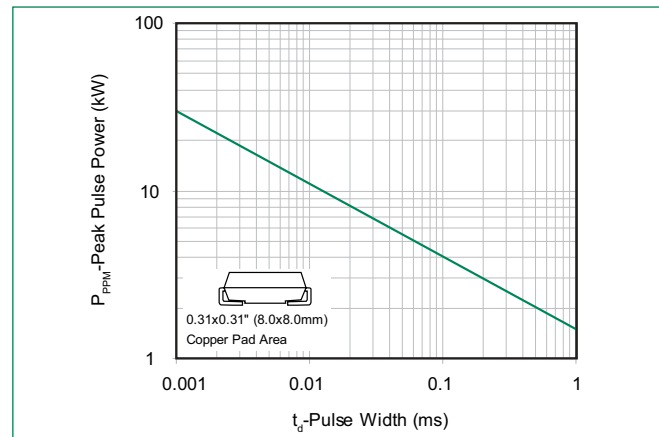


Figure 3: Peak Pulse Power Derating Curve

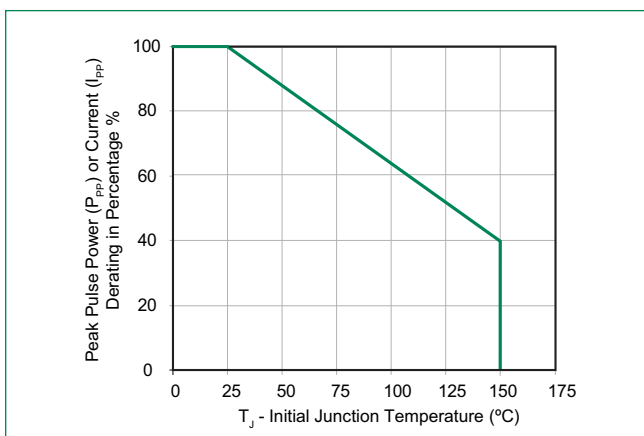
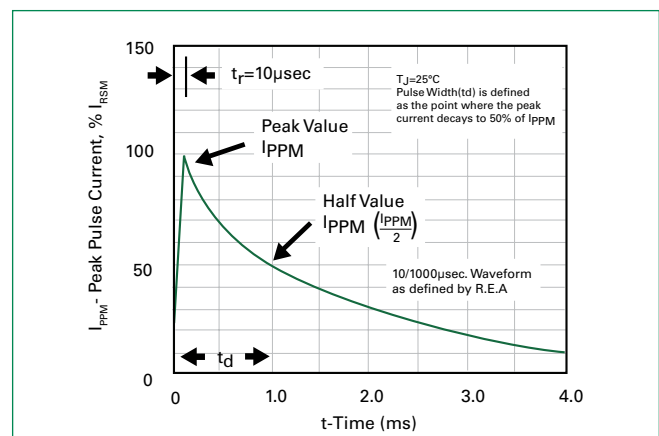


Figure 4: Pulse Waveform



TPSMC-VR Series

Surface Mount – 1500W

Figure 5 - Typical Junction Capacitance

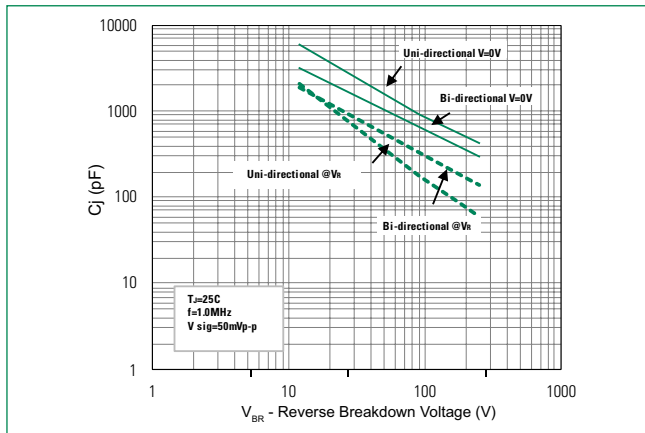
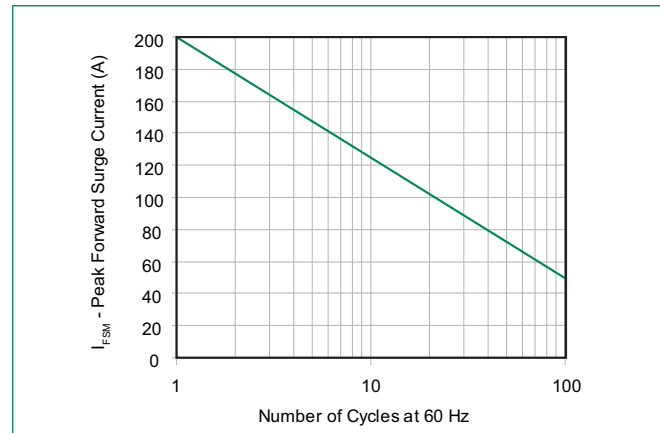
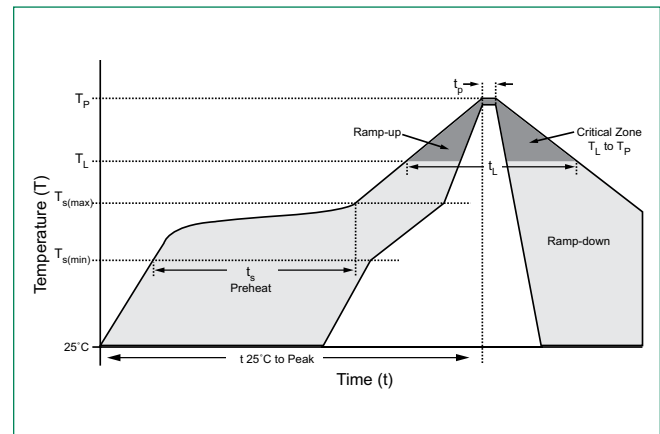


Figure 6 - Maximum Non-Repetitive Peak Forward Surge Current Uni-Directional Only



Soldering Parameters

Reflow Condition		Lead-free assembly
Pre Heat	- Temperature Min ($T_{s(min)}$)	150°C
	- Temperature Max ($T_{s(max)}$)	200°C
	- Time (min to max) (t_2)	60 – 120 secs
Average ramp up rate (Liquidus Temp (T_L) to peak)		3°C/second max
$T_{s(max)}$ to T_L - Ramp-up Rate		3°C/second max
Reflow	- Temperature (T_L) (Liquidus)	217°C
	- Time (min to max) (t_2)	60 – 150 seconds
Peak Temperature (T_p)		260 ^{+0.5} °C
Time within 5°C of actual peak Temperature (t_p)		30 seconds max
Ramp-down Rate		6°C/second max
Time 25°C to peak Temperature (T_p)		8 minutes max.
Do not exceed		260°C



Physical Specifications

Weight	0.007 ounce, 0.21 grams
Case	JEDEC DO214AB. Molded plastic body over glass passivated junction
Polarity	Color band denotes cathode for unidirectional components
Terminal	Matte Tin-plated leads, Solderable per JESD22-B102

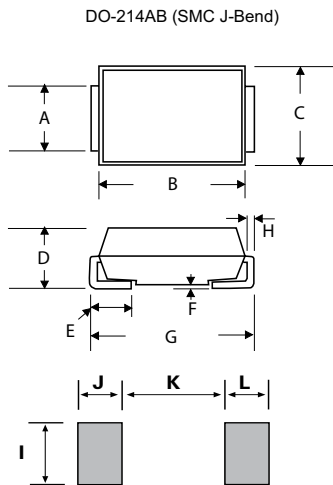
Environmental Specifications

High Temp. Storage	JESD22-A103
HTRB	JESD22-A108
Temperature Cycling	JESD22-A104
MSL	JEDEC-J-STD-020, Level 1
H3TRB	JESD22-A101
RSH	JESD22-A111

TPSMC-VR Series

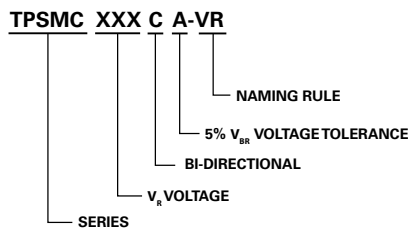
Surface Mount – 1500W

Dimensions

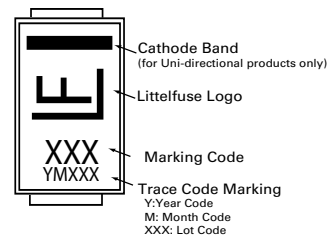


Dimensions	Inches		Millimeters	
	Min	Max	Min	Max
A	0.114	0.126	2.900	3.200
B	0.260	0.280	6.600	7.110
C	0.220	0.245	5.590	6.220
D	0.079	0.103	2.060	2.620
E	0.030	0.060	0.760	1.520
F	-	0.008	-	0.203
G	0.305	0.320	7.750	8.130
H	0.006	0.012	0.152	0.305
I	0.129	-	3.300	-
J	0.094	-	2.400	-
K	-	0.165	-	4.200
L	0.094	-	2.400	-

Part Numbering System



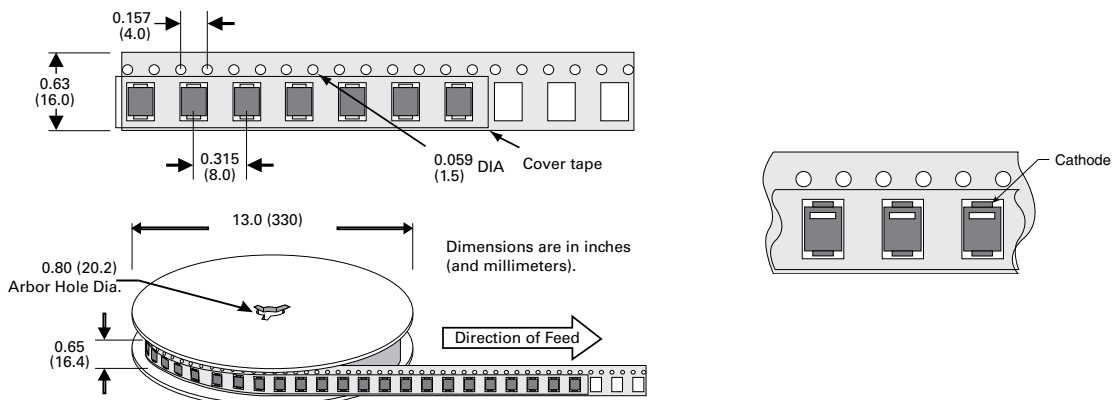
Part Marking System



Packaging

Part number	Component Package	Quantity	Packaging Option	Packaging Specification
TPSMCxxxXX-VR	DO-214AB	3000	Tape & Reel - 16mm tape/13" reel	EIA STD RS-481

Tape and Reel Specification



Disclaimer Notice - Information furnished is believed to be accurate and reliable. However, users should independently evaluate the suitability of and test each product selected for their own applications. Littelfuse products are not designed for, and may not be used in, all applications. Read complete Disclaimer Notice at <http://www.littelfuse.com/disclaimer-electronics>.

X-ON Electronics

Largest Supplier of Electrical and Electronic Components

Click to view similar products for [ESD Suppressors / TVS Diodes](#) category:

Click to view products by [Littelfuse](#) manufacturer:

Other Similar products are found below :

[60KS200C](#) [D12V0H1U2WS-7](#) [D18V0L1B2LP-7B](#) [82356050220](#) [D5V0M5U6V-7](#) [NTE4902](#) [P4KE27CA](#) [P6KE11CA](#) [P6KE39CA-TP](#)
[P6KE8.2A](#) [SA110CA](#) [SA60CA](#) [SA64CA](#) [SMBJ12CATR](#) [SMBJ8.0A](#) [SMLJ30CA-TP](#) [ESD112-B1-02EL](#) [E6327](#)
[ESD119B1W01005E6327XTSA1](#) [ESD5V0J4-TP](#) [ESD5V0L1B02VH6327XTSA1](#) [ESD7451N2T5G](#) [19180-510](#) [CPDT-5V0USP-HF](#)
[3.0SMCJ33CA-F](#) [3.0SMCJ36A-F](#) [HSPC16701B02TP](#) [D3V3Q1B2DLP3-7](#) [D55V0M1B2WS-7](#) [DESD5V0U1BL-7B](#) [DRTR5V0U4SL-7](#)
[SCM1293A-04SO](#) [ESD203-B1-02EL](#) [E6327](#) [SM12-7](#) [SMF8.0A-TP](#) [SMLJ45CA-TP](#) [CEN955 W/DATA](#) [82350120560](#) [82356240030](#)
[VESD12A1A-HD1-GS08](#) [CPDUR5V0R-HF](#) [CPDUR24V-HF](#) [CPDQC5V0U-HF](#) [CPDQC5V0USP-HF](#) [CPDQC5V0-HF](#) [D1213A-01LP4-7B](#)
[D1213A-02WL-7](#) [ESDLIN1524BJ-HQ](#) [5KP100A](#) [5KP15A](#) [5KP18A](#)